







	Sample	Growth Inhibition Relative to BT474
	BACA ($HER2^{WT}$)	-0.05
	OSUK9PADSnickers ($HER2^{WT}$)	0.37
	OSUK9PAPADOscar ($HER2^{WT}$)	0.51
	OSUK9PAPADReX ($HER2^{V659E}$)	0.75
	OSUK9PAPADRiley ($HER2^{V659E}$)	-0.14
	BT474 ($HER2^{amp}$)	1

Figure S9