

Supplementary Methods

Patient Cohorts and Clinicopathological Review

AOCS and Clinical Cohort

AOCS is a population-based, case control study of ovarian cancer which recruited eligible women aged 18-79 years with newly diagnosed epithelial ovarian cancer (including primary peritoneal and fallopian tube cancer) through 20 gynaecologic oncology units across all Australian states, between January 2002 and June 2006. Women who were unable to provide informed consent due to illness, language difficulties or mental incapacity were excluded, as were those whose diagnosis was not histopathologically confirmed. Detailed clinical and follow-up data was obtained from medical records at predefined intervals: post surgery, post primary chemotherapy, at 6-monthly intervals to 5 years and annually thereafter. All treatment details and clinical assessments were recorded on case report forms using Good Clinical Practice (GCP) guidelines (ICH E6: Good Clinical Practice: Consolidated Guidance. 1996; <http://www.fda.gov/oc/gcp/guidance.html>), and included chemotherapy regimen, imaging details and pre- and post-treatment serum CA125 levels. The CA125 assay type and upper limit of normal for each measurement were recorded and assignment of relapse date was based on Gynecologic Cancer Intergroup (GCIg) criteria¹. Clinical details for the cases from The Royal Brisbane Hospital, and Westmead Hospital were obtained retrospectively from medical records.

The majority of patients with invasive ovarian cancer (n= 267) underwent laparotomy for diagnosis, staging and debulking and subsequently received first-line platinum/taxane based chemotherapy. In most cases, tumor examined was excised at the time of primary surgery, prior to the administration of chemotherapy. Eighteen patients who had neoadjuvant, platinum based chemotherapy were also included in the study as were 18 patients with low malignant potential disease.

Clinical Definitions

Surgical staging was assessed in accordance with FIGO (Fédération Internationale des Gynaecologues et Obstétristes) classification. Optimal debulking was defined as less than 1 cm (diameter) residual disease, and sub-optimal debulking was more than 1 cm (diameter) residual disease. Progression-free survival (PFS) was defined as the time interval between the date of diagnosis and the first confirmed sign of disease recurrence based on GCIg definitions¹. Overall survival (OS) was defined as the time interval between the date of histological diagnosis and the date of death from any cause. Patients who died from causes deemed unrelated to their malignancy were censored for survival analysis.

Pathology Review

Individual cases were subject to review by either light microscopy assessment of representative formalin fixed tissue taken adjacent to arrayed tissue material or diagnostic slides ($n=202$), or by extraction of information from the original pathology reports when slides were not available ($n=74$). Malignant cases subject to pathology review were re-graded according to Silverberg classification², whilst LMP tumors were graded as either low or high grade.

Sample Processing and Microarray

Frozen tissue specimens for microarray analysis were collected at the time of primary debulking surgery and snap frozen in liquid nitrogen. In most cases (241/285) serial tissue sections (12 x 100 μm) were cut by cryotome for RNA extraction taking a 5 μm section for hematoxylin and eosin (H&E) before and after serial sectioning for assessment of tissue content. In the remaining cases (44/285) RNA was extracted from frozen tumor pieces. For cases where tumor percentage was known 92.5% (223/241) contained $\geq 50\%$ tumor. In the remaining cases (7.5%, 18/241), tumor content was between 30 and 49%. RNA was extracted using TRIZOL reagent (Invitrogen) and then further purified by column chromatography using a Qiagen RNeasy spin column

(Qiagen, Valencia, CA). Total RNA quality was assessed using an Agilent Bioanalyzer 2100 Pico assay (Agilent, Palo Alto, CA) and Nanodrop Spectrophotometer (Nanodrop Technologies, Delaware). Only samples with a Bioanalyzer degradation factor (DF) less than 8 and a NanoDrop A260/A280 ratio between 1.8 and 2.1 were used for further analysis. A single round amplification was employed to generate cRNA from total RNA extracts, hybridized to Affymetrix U133 Plus 2 array and scanned in accordance with standard Affymetrix protocols (Affymetrix, Santa Clara, CA).

Microarray Data Processing and Analysis

Data Preprocessing and Quality Control

Image analysis and probe quantitation was done using Affymetrix Gene Chip Operating Software (GCOS) using a scaling factor of 150. R packages “Simple Affy” and “Affy” available from the Bioconductor project (www.bioconductor.org) were used for quality control and normalization respectively. CEL files were subject to quality control before batch normalization using the RMA (robust multiarray average algorithm) method³. Arrays passed QC if 3' to 5' ratios for GAPDH and β -actin did not exceed 1 and 3 respectively, scaling factor did not exceed 3 from the median across all arrays and there was no large deviation in present-absent calls. Batch RMA normalization corrected for systematic biases introduced using the array data generation. Default options of RMA include background correction, quantile normalization and log transformation.

Probe Set Filtering

Before clustering we removed non-informative and noisy probes using the following criteria: Probes which do not have an expression level above 7.0 (128 in linear scale) in any of the samples and probes with variance less than 0.5 were removed. This filtering step removed all but 8732 probes sets.

Consensus k-Means Clustering

A consensus *k*-means clustering method was used to find the optimal

clustering configuration. The consensus k -means method was composed of three parts:

- 1) k -means clustering using Euclidean distance as a correlation metric was used to partition samples into k groups using the standard algorithm⁴. The clustering was repeated 1000 times using different starting positions.
- 2) Those samples which were co-clustered within the same group in more than 800 of the 1000 permutations were selected as the robust sample set.
- 3) We did the same procedure for k ranging from 2 to 10. The optimal number of k was decided based on GAP statistic as proposed by Tibshirani *et al*⁵. GAP statistic suggests 6 as the ideal number of clusters in our dataset (Figure SM1). Additionally we investigated other indexes (other than the GAP statistic) proposed for estimating the number of clusters. Milligan & Cooper⁶ carried out a comprehensive simulation comparison of 30 different procedures. We used those best performing procedures described by Milligan and Cooper on the ovarian array data with results shown in Table SM1. DB and SSI are similar indexes. CAL and DB suggests $k = 6$ as the number of clusters in the data while SSI suggests $k = 5$.

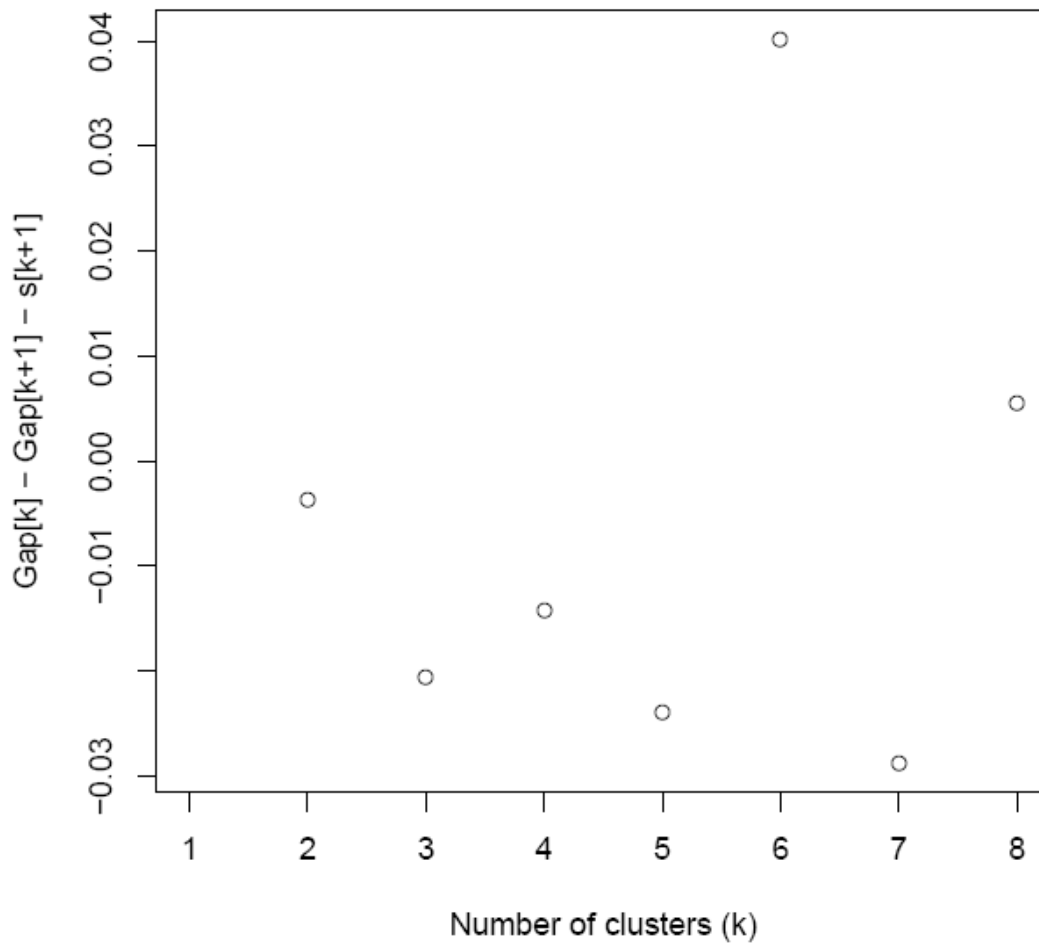


Figure SM1. A function of GAP statistic is plotted along the y axis for different values of cluster number k . The optimal cluster number is the smallest k for which the $\text{Gap}(k) - \text{Gap}(k+1) - s(k+1)$ is positive suggesting that we have 6 clusters in the data.

Table SM1. Traditional cluster indexes to decide the number of clusters in our dataset. CAL is the index proposed by Calinski and Harabasz⁷.

Index	$k=2$	$k=3$	$k=4$	$k=5$	$k=6$	$k=7$	$k=8$	$k=9$	$k=10$
CAL	25.19	23.28	20.24	28.77	29.45	23.71	21.10	18.99	12.11
DB	284.06	255.44	254.79	241.78	282.73	249.04	290.58	255.05	271.19
SSI	0.15	0.19	0.22	0.24	0.23	0.31	0.43	0.31	0.44

Extending the Consensus Cluster by Class Prediction

To extend the cluster we used a class prediction approach, whereby the robust consensus set was used to build a multivariate function capable of predicting those samples which could not be consensus clustered. Diagonal linear discriminant analysis and k -nearest neighbors (k -NN) are methods that have been found to perform robustly in comparison to other class prediction methods⁸. Optimized classifier was developed using a LOOCV method as explained below.

- 1) Order genes based on the ratio of between and within group sum of squares after removing a sample.
- 2) Take the top n genes as features of the classifier.
- 3) Test the classifier performance on the left out sample.
- 4) Repeat steps 1 to 3 for every sample and the number of total errors made is an estimate of the classifier accuracy.
- 5) Repeat steps 1 to 4 for different values of n to decide the number of features to use.
- 6) Accuracy of both DLDA and k -NN as a function of the number of genes used is given in Figures SM2 and SM3.
- 7) Both DLDA and k -NN made 3 errors out of 171 (98.2% accuracy) when we used top ~750 genes features for the classifier.

The left out samples from the original consensus k -means clustering were added to the clusters if both the classifiers agreed on the class membership of the sample.

Classifier used: DLDA

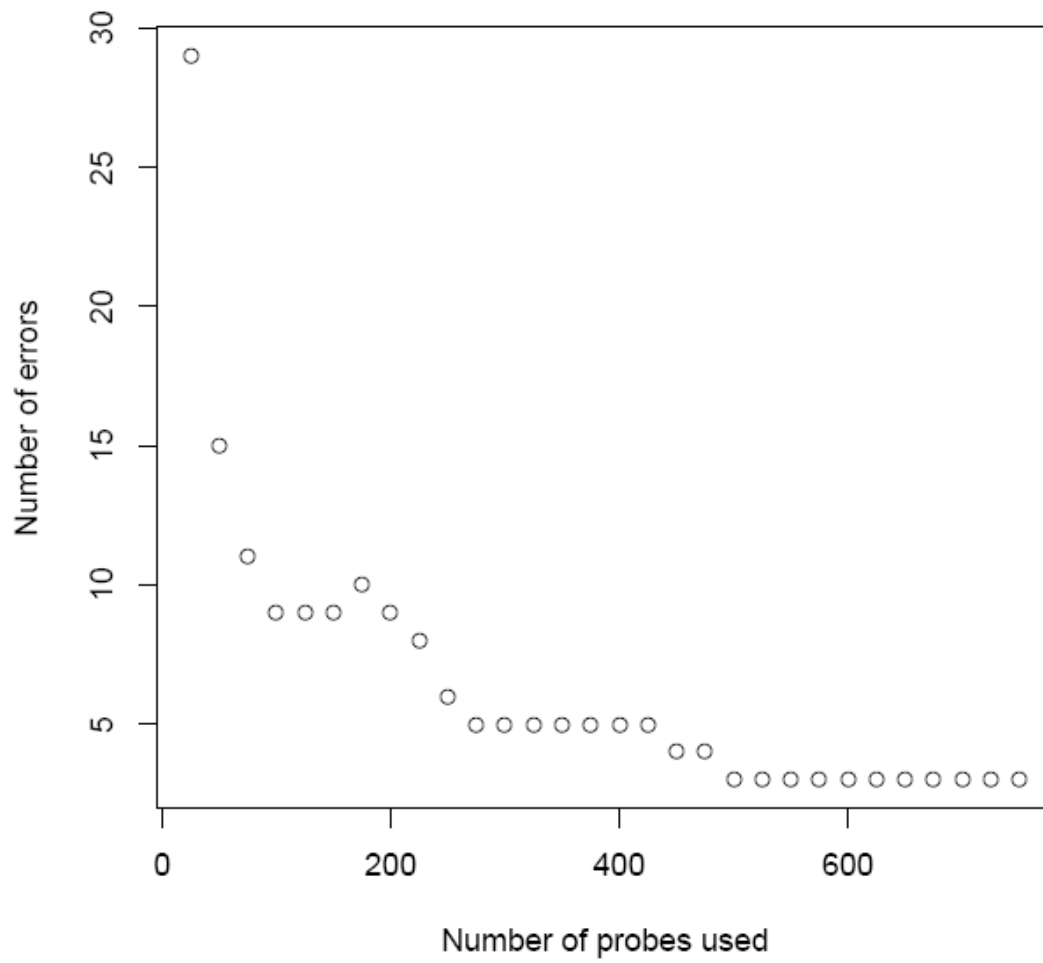


Figure SM2. Number of errors made in LOOCV as a function of the number of probes used as features of the classifier.

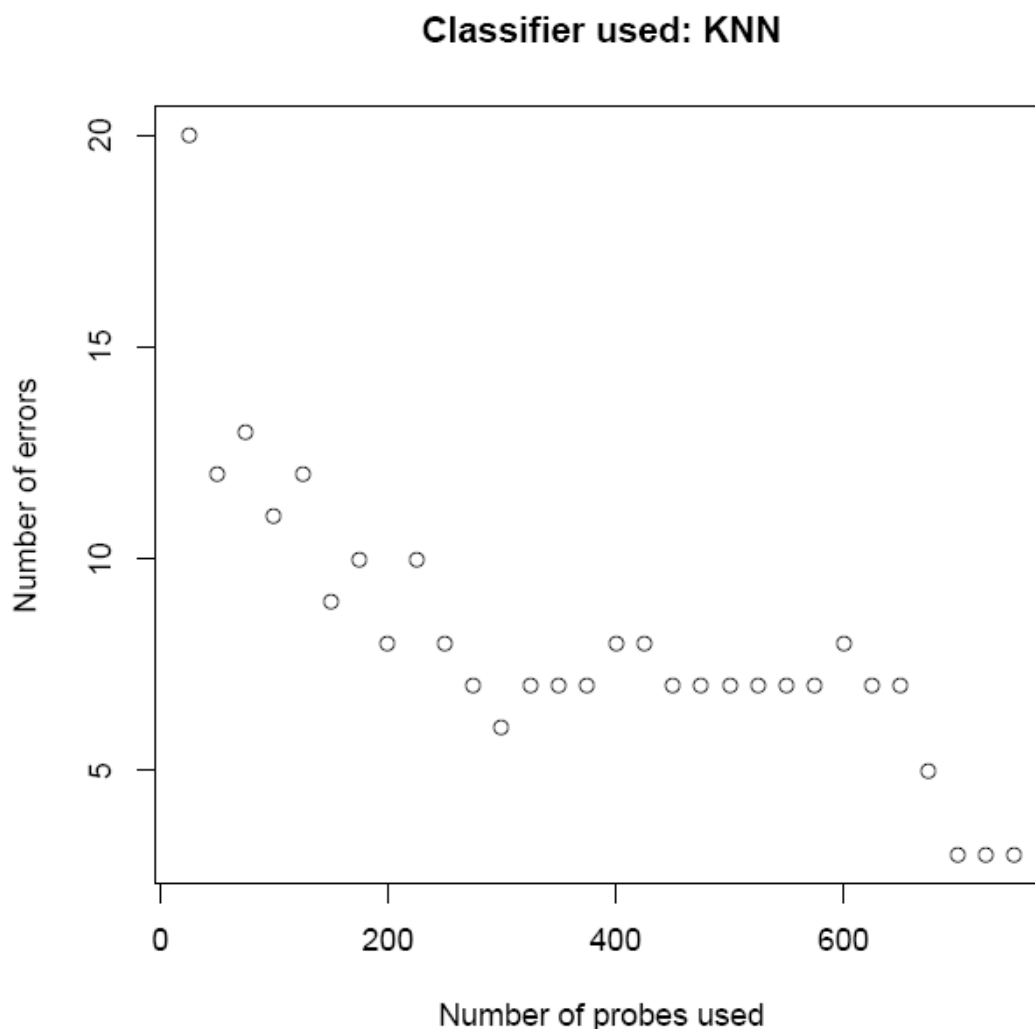


Figure SM3. Number of errors made in LOOCV as a function of the number of features used.

Validation of molecular subtypes in an independent published dataset

A class prediction algorithm (DLDA), trained on the 251 consensus sample set and 6 molecular subtype annotation, was used to predict the subtype identity of samples from an independent microarray dataset described by Dressman and colleagues⁹. The classifier used only those genes found to be significantly differentially expressed between subtypes (Supplementary Table 2) and where probe set identifiers matched between the two Affymetrix gene chips (U133A and U133Plus2). The classifier was tested by leave-one-out cross validation of the training dataset, giving a CV accuracy of 98.2%. Samples from the independent dataset were then tested providing subtype

annotation for data visualisation and survival analysis (Figure 5C, D and E, manuscript). Expression data from the independent data set was visualised by clustering (see Figure 5C, manuscript) using the filtered gene list originally used for *k*-means clustering of our own data where a gene was also represented on the U133A chip (n=4373).

Differentially Expressed Gene Selection and Pathway/Gene Ontology Analysis

We identified genes differentially expressed in each *k*-means group using SAM analysis¹⁰. Genes specific to any specific group *j* were selected by grouping samples not belonging to group *j* as controls. We selected only those genes with *q*-value less than 5 and fold change greater than 2 (up regulated) or less than 0.5 (down regulated). Significant genes, relative to cancer group, are shown in Supplementary Table 2. Identification of genes specific to stroma and tumor from the laser capture microdissection work was conducted using SAM analysis using a paired sample approach and are shown in Supplementary Table 4.

We used PANTHER classification system to identify pathways and gene ontologies over represented within gene lists identified from group comparisons (<http://www.pantherdb.org>)¹¹. Entrez gene identifiers for each gene list were loaded into the PANTHER Gene Expression Data Analysis tool, loading only those genes found to be relatively over expressed within each group. A reference list composed of all genes (with Entrez Ids) represented on the U133 Plus2 was used as comparative background. The gene list comparison was run to select Pathways and gene ontologies (i.e. Molecular Function and Biological Process). A modified Bonferoni correction was used to evaluate significance of gene enrichment within each pathway or gene ontology group (Supplementary Table 3).

Survival Analysis

Univariate Analysis: k-Means Group

A Cox proportional hazards regression model was fitted to the data and the hazard ratio was computed for all groups¹². The NULL hypothesis was that the groups have the same hazard ratio and the computed p -value is the evidence against this NULL hypothesis.

Multivariate Analysis

For the multivariate model, we started with a full Cox proportional hazard regression model containing known prognostic indicators such as stage, residual disease, grade, histological subtype and age in addition to the k -means subtypes classification (C versus other high grade subtypes). Variables were eliminated from the model if their removal actually improved the overall model quality (as measured by the Akaike information criterion)¹³. P values for the remaining predictors are given for likelihood-ratio tests.

Factors used for multivariate analysis as follows:

Stage: Continuous variable Stage I-IV

Residual Disease: Continuous variable nil, ≤ 1 cm, >1 cm

Primary Site: categorical variable, ovary, peritoneum, fallopian tube, other.

Grade: Continuous variable Grade 1-3

Histological Subtype: Categorical Variable Serous or Endometrioid

Age: Continuous variable

Group: Categorical variable k -means subtype C1 *versus* combined subtypes C2, C4 and C5.

Semi-Supervised Survival Analysis

A semi-supervised method to predict patient survival from gene expression data was performed as described by Tibshirani *et al*¹⁴. The concept is to select genes that correlate with survival and then apply an unsupervised method to cluster the samples using this subset of genes. Tibshirani *et al* have demonstrated that the first few columns of the singular value

decomposition of the expression matrix correlate very well to the survival data.

In our dataset we calculated a Cox score for every gene and selected only those genes which exceeded a threshold. The threshold was optimized by leave one out cross validation on all samples. The first component of the singular value decomposition of the above dataset is a real value score that can be used to classify a sample in to good or poor prognosis groups. To compare semi-supervised class prediction with *k*-means subtypes and to plot the Kaplan Meir curves we separated samples into two groups based on a samples score being above or below the median score observed from all samples.

Genes used for the predictor can be ranked by computing their correlation with the supervised principle component predictor. This value is called “importance score” and can be interpreted in the following manner. For genes with a positive importance score it implies that relative over expression of the gene correlates with a worse prognosis. The reverse is true for genes with a negative importance score (see Supplementary Table 5)

All the computations were done using the R package superpc available from CRAN website (<http://www.r-project.org>).

Gene Set Enrichment Analysis

Gene set enrichment analysis (GSEA)¹⁵ was performed to determine the enrichment of gene sets derived from a semi-supervised analysis within molecular subtypes derived from consensus *k*-means clustering. Genes identified from the semi-supervised analysis were ranked based on their “importance score”, whereby a positive score represented those genes over expressed in patients with poor prognosis and a negative score represented those genes over expressed in patients with a good prognosis. As greater than 1100 genes had been selected from the semi-supervised analysis we selected only the top 300 positive and negative genes for GSEA (for both progression free survival or overall survival respectively)(see Supplementary

Table 5). Additionally, gene sets derived from other published studies, reporting gene expression correlates to survival or chemotherapy resistance in ovarian carcinomas, were used in the analysis (Supplementary Results 2). Gene sets from other studies were translated to Affymetrix U133 Plus 2 probe sets using NetAffx Analysis Centre (<http://www.affymetrix.com/analysis/index.affx>). Enrichment of gene sets was assessed by ranking genes using a signal to noise metric, comparing one subtype against other subtypes, testing only high grade and advanced stage subtypes C1, C2, C4 and C5 iteratively.

Immunohistochemistry and Pathology Review

Tissue Microarrays (TMA)

Representative tumor regions were marked by a trained pathologist for TMA. Four tissue cores (0.6 mm) were punched per donor block and then arrayed using an Advanced Tissue Arrayer (Chemicon International) in conjunction with an agarose matrix method as described by Yan *et al*¹⁶.

Immunohistochemistry Methods

Three micron sections were cut by microtome, dewaxed in three changes of xylene and rehydrated through a graded ethanol series. Appropriate control tissues were used on each individual slide to verify the quality of each stain. Antigen retrieval was performed, if required (see Table SM2 for antibody details and retrieval methods). All staining was done on a Dako Autostainer. Slides were washed in 50 mM Tris-HCl then loaded onto the Dako Autostainer. All incubations were performed at room temperature. Endogenous peroxidase was blocked by incubation in 3% hydrogen peroxide for 10 minutes and the primary antibody was then applied for 30 minutes. After washing in Tris-HCl, the slides were incubated with Envision+ rabbit (K4003, Dako) or Envision+ mouse (K4001, Dako) for 30 minutes. The chromogen, DAB+ (K3469, Dako) was applied for 10 minutes. Slides were then removed from the Autostainer and counterstained with haematoxylin before clearing and mounting.

Table SM2. Antibodies and antigen retrieval methods.

Antibody	Clone	Supplier	Product	Retrieval	Dil'n
B-catenin	14	BD	610153	PC, 10mM SC	1/50
CD3	SP1	LabVision	RM 9107	WB, Tris-EDTA	1/500
CD45 (LCA)	PD7/26&2B11	Dako	M0701	PC, 10mM SC	1/800
SMA	1A4	Dako	M0851	WB, Tris-EDTA	1/1000
EMA (MUC1)	E29	Dako	M0613	PC, 10mM SC	1/100
AE1/AE3	AE1/AE3	Dako	M3515	PC, 10mM SC	1/400

(BD: , PC: Pressure cooker (Decloaker, Biocare), 10 mM SC: 10 mM sodium citrate buffer, pH 6.0, WB: Waterbath 99°C for 20 minutes, Tris-EDTA: 10 mM Tris/1 mM EDTA/0.05% Tween-20, pH 9.0)

Infiltrating Lymphocyte Counts

Positively stained cells (CD3 or CD45) were counted for both tumor and stroma respectively within each TMA core. The tumor percentage was recorded per core based on morphological assessment of the CD3 stained section and verified using AE1/AE3 pan cytokeratin stained section taken from the same TMA. Cores found to contain no tumor were excluded from analysis. The number of cells counted within each core was normalized to either percentage tumor or stroma so that a final cell count was based on the number of cells expected in a circular area diameter 0.6 mm of pure tumor or stroma. The normalized cell count was averaged over multiple cores (range 2-15 cores). The normalized and average cell counts for 65 samples from *k*-means groups (C1-C6) was visualized by box plot (see Figure 4 and Supplementary Results SR2: IHC Staining and desmoplasia).

Scoring for β -catenin E-cadherin and EMA(MUC1)

IHC staining of TMAs was conducted to assess the protein expression in cell components for β -catenin (nuclear), E-cadherin (membrane) and EMA(MUC1) (cytoplasm). The average percentage of positively stained tumor cells was determined from several representative cores (0.6 mm) of each patient case. The average percentage of stained cells per patient sample was plotted: Supplementary Results 3: IHC and Desmoplasia.

Pathology Review for Desmoplasia Grade

Desmoplasia was assessed in 117 H&E stained sections taken from formalin fixed paraffin embedded tissue. Tissue sections scored for desmoplasia were representative of tissue taken used for microarray analysis. Desmoplasia was scored by a single pathologist blinded to clinical details and microarray subtype information, with verification of scoring criteria by a second independent pathologist.

Tumor samples were scored as follows:

0: No Desmoplasia

1: Scattered foci abutting cancer cells

2: Multiple foci or moderate confluent (wider) desmoplasia

3: Extensive desmoplasia

The results from desmoplasia score are shown in Supplementary Results 3: IHC and desmoplasia.

References

1. Vergote I, Rustin GJ, Eisenhauer EA, et al: Re: new guidelines to evaluate the response to treatment in solid tumors [ovarian cancer]. Gynecologic Cancer Intergroup. *J Natl Cancer Inst* 92:1534-5, 2000
2. Shimizu Y, Kamoi S, Amada S, et al: Toward the development of a universal grading system for ovarian epithelial carcinoma: testing of a proposed system in a series of 461 patients with uniform treatment and follow-up. *Cancer* 82:893-901, 1998
3. Bolstad BM, Irizarry RA, Astrand M, et al: A comparison of normalization methods for high density oligonucleotide array data based on variance and bias. *Bioinformatics* 19:185-93, 2003
4. Hartigan JA, Wong MA: A K-means clustering algorithm. *Applied Statistics* 28:100-108, 1979
5. Tibshirani R, Walther G, Hastie T: Estimating the number of clusters in a data set via the GAP statistic. *Journal of the Royal Statistical Society Series B (Statistical Methodology)* 63:411-423, 2001
6. Milligan GW, Cooper MC: An examination of procedures for determining the number of clusters in a data set. *Psychometrika* 50:159-179, 1985
7. Calinski RB, Harabasz J: A dendrite method for cluster analysis. *Communications in Statistics* 3:1-27, 1974
8. Dudoit S FJaST: Comparison of Discrimination Methods for the Classification of Tumors Using Gene Expression Data. *Journal of the American Statistical Association* 97:77-87, 2002
9. Dressman HK, Berchuck A, Chan G, et al: An integrated genomic-based approach to individualized treatment of patients with advanced-stage ovarian cancer. *J Clin Oncol* 25:517-25, 2007
10. Tusher VG, Tibshirani R, Chu G: Significance analysis of microarrays applied to the ionizing radiation response. *Proc Natl Acad Sci U S A* 98:5116-21, 2001
11. Thomas PD, Kejariwal A, Guo N, et al: Applications for protein sequence-function evolution data: mRNA/protein expression analysis and coding SNP scoring tools. *Nucleic Acids Res* 34:W645-50, 2006
12. Andersen P, Gill R: Cox's regression model for counting processes, a large sample study. *Annals of Statistics* 10:1100-1120, 1982
13. Venables WN, Ripley BD: *Modern Applied Statistics with S* (ed 4th). New York, Springer, 2002

14. Bair E, Tibshirani R: Semi-supervised methods to predict patient survival from gene expression data. *PLoS Biol* 2:E108, 2004
15. Subramanian A, Tamayo P, Mootha VK, et al: Gene set enrichment analysis: a knowledge-based approach for interpreting genome-wide expression profiles. *Proc Natl Acad Sci U S A* 102:15545-50, 2005
16. Yan P, Seelentag W, Bachmann A, et al: An agarose matrix facilitates sectioning of tissue microarray blocks. *J Histochem Cytochem* 55:21-4, 2007

Supplementary Results 1

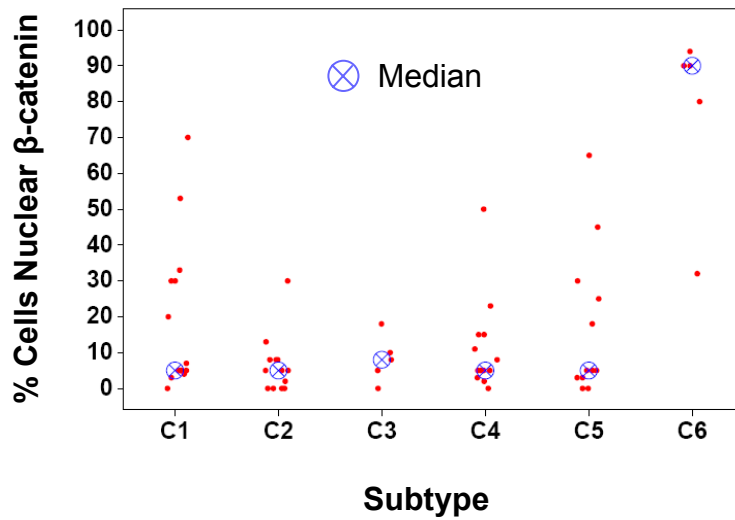


Figure SR1-1: IHC for detection of nuclear β -catenin protein. A cohort of 63 tumours were scored based on percentage of cells staining positive for β -catenin.

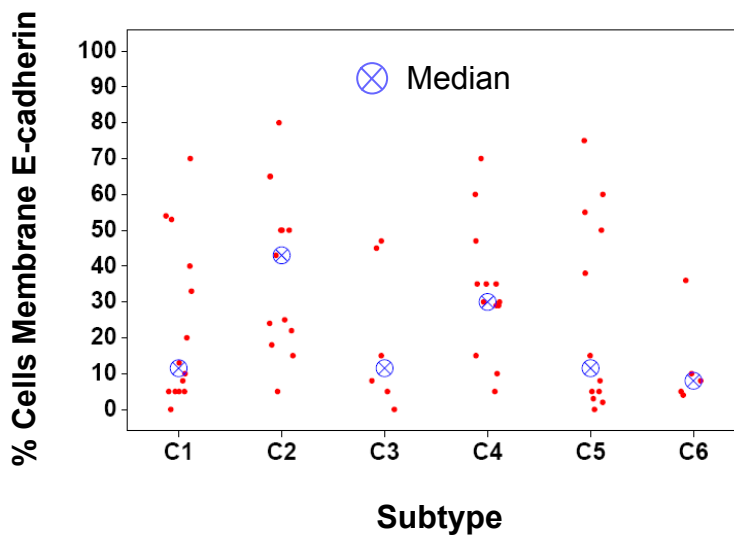


Figure SR1-2: IHC for detection of membranous E-cadherin protein. A cohort of 63 tumours were scored based on percentage of cells staining positive for E-cadherin.

Table SR1-1. The desmoplasia score recorded for 117 formalin fixed specimens representing cancers from molecular subtypes C1-C6. The tissue scored was taken adjacent to the tissue used for RNA extraction for microarray analysis.

Subtype	Desmoplasia Score			
	0	1	2	3
C1	1	3	8	28
C2	1	2	10	5
C3	1	7	2	1
C4	2	8	11	4
C5	1	5	6	4
C6	1	5	1	0

Table SR1-2. The desmoplasia score recorded by site of dissection from diagnostic slide sets representing 17 random samples of the C1 molecular subtype and 19 cancers from combined subtypes C2-C6. (C2: n=3, C3: n=3, C4: n=5, C5: n=6, C6: n=2)

Site	Desmoplasia Score			
	0	1	2	3
Subtype C1				
Ovary	0	3	7	3
Omentum	0	0	0	17
Peritoneum	0	0	4	13
Serosa	0	0	4	12
Fallopian Tube	0	0	1	0
Lymph Node	0	2	0	0
Subtypes C2-C6				
Ovary	0	15	0	2
Omentum	0	2	2	4
Peritoneum	0	0	4	7
Serosa	0	0	4	1
Fallaopian Tube	0	1	0	1
Lymph Node	1	0	0	0

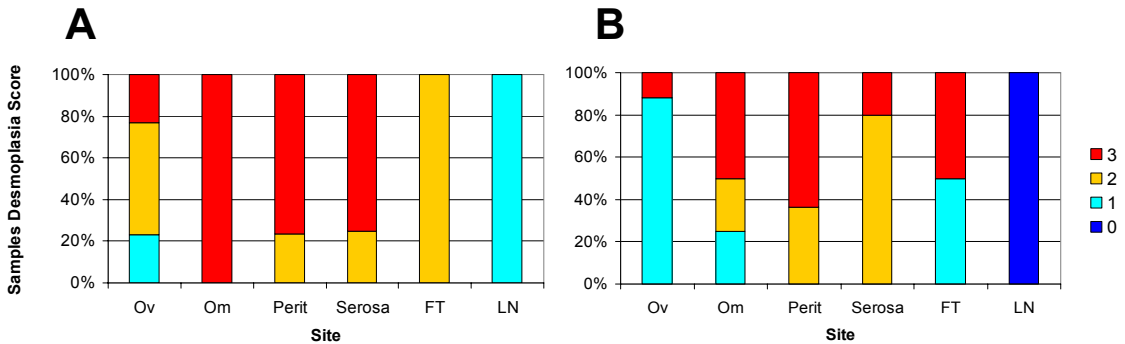


Figure SR1-3: Graphical representation data from Table S2: A) Desmoplasia score for 17 C1 cancers and B) 19 non-C1 cancers by site of dissection.

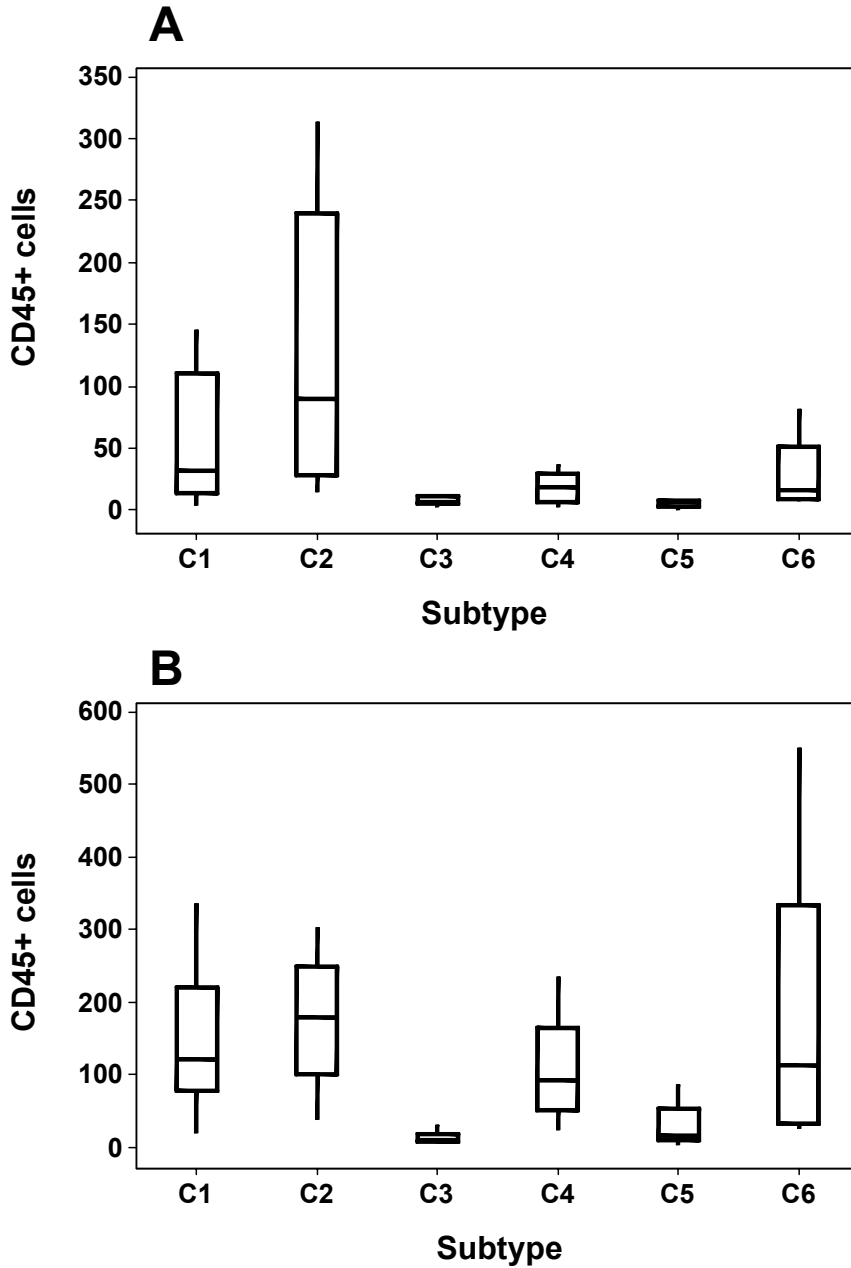


Figure SR1-4: Intra-tumoral (A) and stroma associated (B) CD45+ cells counted per TMA core normalised to percentage tumour observed within each core. Data represents averaging across multiple cores representing the same tumour sample.

Supplementary Results 2

Multivariate Analysis of Molecular Subtypes in Context of Conventional Prognostic Indicators

To test whether the molecular subtype classification provided any independent prognostic information from known prognostic indicators, we performed a multivariate survival analysis (see Supplementary Methods). The multivariate model started with known prognostic indicators (FIGO stage, residual disease, histological subtype, grade and patient age) in addition to subtype distinction based on C1 vs not C1 (reasoning that C1 represented the most distinguishable prognostic group). Only factors that provided independent prognostic information remained in the final model (Table SR2-1). Extent of residual disease and *k*-means subtype distinction were the most informative factors for PFS, whilst residual disease, patient age and *k*-means subtype were most informative for OS. Hence, molecular subtypes provided significant and independent survival information even in the context of known prognostic indicators

Table SR2-1 Results from multivariate model according to progression free and overall survival.

Factors	exp.coef.	lower..95	upper..95	p value
<i>Progression Free</i>				
C1 vs Not C1	0.620	0.427	0.901	0.012
Residual Disease	1.519	1.207	1.912	<0.001
<i>Overall</i>				
C1 vs Not C1	0.610	0.386	0.963	0.034
Age at Diagnosis	1.045	1.019	1.073	0.001
Residual Disease	1.624	1.210	2.178	0.001

Exp.coef =Exponential value of coefficient
Lower..95=Lower 95% confidence interval
Upper..95=Upper 95% confidence interval

Sample size estimation for testing the significance of subtypes in an independent dataset in the context of patient survival

The sample size requirement for testing our observation of significant overall survival difference between C1 versus C4 in an independent dataset were calculated using the method described by Pahesh and Machin (Pahesh and Machin 1995).

The total number of events E, that need to be observed in a clinical trial comparing two groups with an anticipated effect of delta, test size alpha and power 1-beta, is given approximately by the equation.

$$E = [(Z_{1-\alpha/2} + Z_{1-\beta})(1 + \Delta)/(1 - \Delta)]^2 \quad - (1)$$

We estimated the effect size observed within our own data as follows.

Percentage of patients in C1 who had recurrence within 30 months: 44.5%

Percentage of patients in C4 who had recurrence within 30 months: 13.5%

$$\Delta = -\log(0.44)/-\log(0.13) = 0.40 \quad - (2)$$

To achieve a significance level of 0.05 and power of 0.8 the estimated number of events required based on equation 1 is 43. The number of events in C1 and C4 groups from the Dressman dataset is 25 which below the required events to achieve sign.

Comparative Semi-Supervised Analysis in the Context of Patient Survival and Gene Set Enrichment Analysis of Prognostic Gene Sets

We used a semi-supervised classification approach to compare results with the *k*-means subtypes, focusing on high grade and advanced stage *k*-means subtypes (i.e. 251 set minus cancers from C3 and C6, $n=215$). Using survival as a continuous variable (see Supplementary Methods), samples were segregated into two groups (good *versus* poor) by cross validation. Survival plots for all samples were visualized by Kaplan-Meier analysis demonstrating significant differences in survival between poor and good survival groups (Log Rank Test: PFS, $p<0.001$ OS $p=0.001$) (Figures SR2-1 and SR2-2). A comparison between semi-supervised and unsupervised classification showed that cancers of the C1 subtype were almost exclusively represented in patients with a gene expression signature associated with poor outcome (Table SR2-2 and SR2-3). Furthermore, poor prognosis genes (identified by semi-supervised analysis) were shown to be highly enriched within C1 subtype by gene set enrichment analysis (GSEA), but not in other *k*-means subtypes (Table SR2-3 and Figure SR2-4)(see Supplementary Methods: GSEA and Supplementary Table 5: survival gene lists). Additionally, several prognostic and chemoresistance gene sets derived from other studies were used for the GSEA analysis. An enrichment of prognostic gene sets derived from other studies was observed within the C1 subtype (more specifically those genes associated with poor prognosis)(FigureSR2-5). An enrichment of poor prognosis gene sets within C1 subtype supports the notion that cancers characterized by an elevated stromal response are an important and distinct high grade and advanced stage group in terms of their clinical outcome.

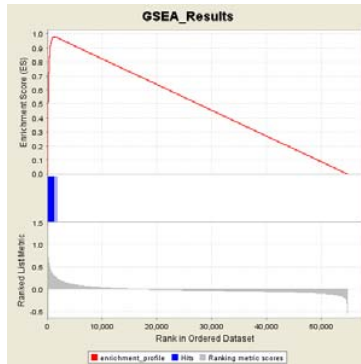
Table SR2-2. A Comparison of semi-supervised classification based on PFS and OS (good and poor survival) to *k*-means subtype classification.

		Supervised Analysis (PFS)		Supervised Analysis (OS)	
		Good	Poor	Good	Poor
K-means groups	C1	3	77	2	79
	C2	35	13	40	8
	C4	44	0	45	0
	C5	31	4	31	5

Table SR2-3 Results from gene set enrichment analysis (GSEA) on high grade and advanced stage *k*-means subtypes (C1, C2, C4, C5) using good and poor prognosis gene sets and platinum response gene sets derived other ovarian microarray studies.

Study	GS	SIZE	ES	NES	NOM p-val	FDR q-val	FWER p-val
Enriched C1							
Spentzos, et al. 2005	Spentzos Chemo Sensitive	162	0.62	1.88	0.00	0.00	0.00
Spentzos, et al. 2004	Spentzos_Unfavourable	83	0.86	1.86	0.00	0.00	0.00
Jazaeri, et al. 2005	Jazaeri_Platinum_Resistant	27	0.81	1.88	0.00	0.00	0.00
Helleman, et al. 2006	Helleman_Platinum_Resistant	157	0.55	1.74	0.00	0.01	0.03
Jazaeri, et al. 2005	Jazaeri_Post chemo	168	0.84	1.72	0.00	0.01	0.04
Tothill et al 2008	OSD_poor_survival	300	0.98	1.59	0.00	0.02	0.11
Tothill et al 2008	PFS_poor_survival	300	0.98	1.56	0.00	0.02	0.13
Dressman, et al. 2007	Dressman_Platinum	91	0.39	1.51	0.07	0.03	0.18
Spentzos, et al. 2005	Spentzos Chemo Resistant	38	0.55	1.55	0.06	0.02	0.13
Berchuck, et al. 2005	Berchuck_Long vs Short	21	0.41	1.07	0.33	0.36	0.84
Enriched C2							
Tothill et al 2008	OS_good_survival	300	0.69	1.57	0.00	0.13	0.10
Tothill et al 2008	PFS_good_survival	300	0.65	1.35	0.13	0.41	0.36
Spentzos, et al. 2004	Spentzos_Favourable	46	0.51	1.28	0.18	0.40	0.52
Spentzos, et al. 2005)	Spentzos Chemo Sensitive	162	0.37	1.08	0.41	0.69	0.80
Jazaeri, et al. 2005)	Jazaeri_Platinum_Sensitive	127	0.27	0.88	0.63	0.95	0.94
Spentzos, et al. 2005)	Spentzos Chemo Resistant	38	0.30	0.85	0.63	0.82	0.94
Jazaeri, et al. 2005)	Jazaeri_Primary	161	0.21	0.70	0.84	0.96	0.98
Berchuck et al 200X	Berchuck_Long vs Short	21	0.21	0.57	0.94	0.94	1.00
Enriched C4							
Tothill et al 2008	OS_good_survival	300	0.71	1.60	0.00	0.04	0.08
Tothill et al 2008	PFS_good_survival	300	0.63	1.36	0.11	0.13	0.41
Spentzos, et al. 2004)	Spentzos_Favourable	46	0.54	1.42	0.11	0.15	0.37
Jazaeri, et al. 2005)	Jazaeri_Primary	161	0.15	0.55	0.98	0.97	1.00
Enriched C5							
Jazaeri, et al. 2005)	Jazaeri_Primary	161	0.35	1.31	0.18	0.40	0.56
Jazaeri, et al. 2005)	Jazaeri_Platinum_Sensitive	127	0.35	1.26	0.10	0.25	0.63
Tothill et al 2008	PFS_good_survival	300	0.42	0.91	0.52	0.58	0.93

PFS-poor survival



OS-poor survival

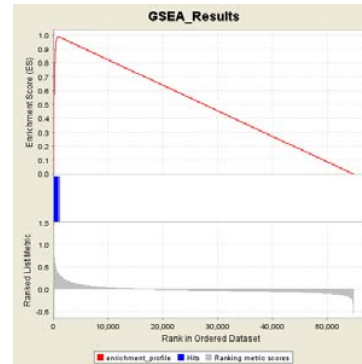
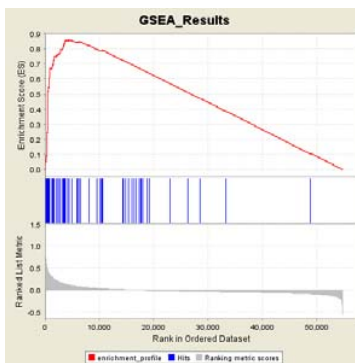
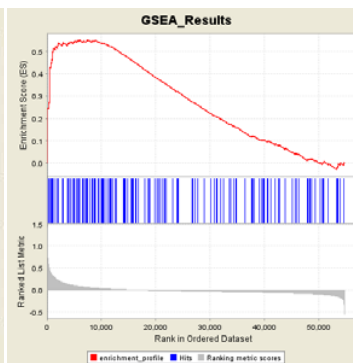


Figure SR2-4 Profile of the running ES score and positions of gene set members on the rank ordered list for poor prognosis gene lists derived from semi-supervised analysis in *k*-means subtype C1.

Spentzos-Unfavourable



Helleman-Plat. Res



Dressman-Plat. Res

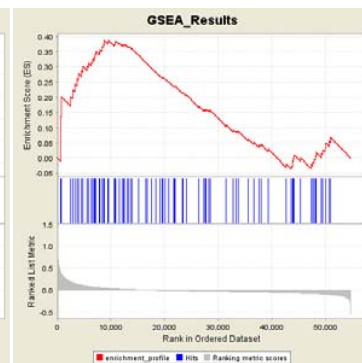


Figure SR2-5 Profile of the running ES score and positions of gene set members on the rank ordered list for *k*-means subtype C1 for three published gene lists relating to overall survival and platinum resistance in ovarian cancer.

References

- Berchuck, A., Iversen, E. S., Lancaster, J. M., Pittman, J., Luo, J., Lee, P., Murphy, S., Dressman, H. K., Febbo, P. G., West, M., Nevins, J. R. and Marks, J. R. (2005) Patterns of gene expression that characterize long-term survival in advanced stage serous ovarian cancers. *Clin Cancer Res* 11 3686-96
- Dressman, H. K., Berchuck, A., Chan, G., Zhai, J., Bild, A., Sayer, R., Cragun, J., Clarke, J., Whitaker, R. S., Li, L., Gray, J., Marks, J., Ginsburg, G. S., Potti, A., West, M., Nevins, J. R. and Lancaster, J. M. (2007) An integrated genomic-based approach to individualized treatment of patients with advanced-stage ovarian cancer. *J Clin Oncol* 25 517-25
- Helleman, J., Jansen, M. P., Span, P. N., van Staveren, I. L., Massuger, L. F., Meijer-van Gelder, M. E., Sweep, F. C., Ewing, P. C., van der Burg, M. E., Stoter, G., Nooter, K. and Berns, E. M. (2006) Molecular profiling of platinum resistant ovarian cancer. *Int J Cancer* 118 1963-71
- Jazaeri, A. A., Awtrey, C. S., Chandramouli, G. V., Chuang, Y. E., Khan, J., Sotiriou, C., Aprelikova, O., Yee, C. J., Zorn, K. K., Birrer, M. J., Barrett, J. C. and Boyd, J. (2005) Gene expression profiles associated with response to chemotherapy in epithelial ovarian cancers. *Clin Cancer Res* 11 6300-10
- Parmar M, Machin D. *Survival Analysis: A practical approach*: John Wiley and Sons; 1995.
- Spentzos, D., Levine, D. A., Kolia, S., Otu, H., Boyd, J., Libermann, T. A. and Cannistra, S. A. (2005) Unique gene expression profile based on pathologic response in epithelial ovarian cancer. *J Clin Oncol* 23 7911-8
- Spentzos, D., Levine, D. A., Ramoni, M. F., Joseph, M., Gu, X., Boyd, J., Libermann, T. A. and Cannistra, S. A. (2004) Gene expression signature with independent prognostic significance in epithelial ovarian cancer. *J Clin Oncol* 22 4700-10

ID	k - Group	Histological			FIGO	Grade	Patient				Time To		Residual Disease	Arrayed Site	
		Type	Subtype	Primary Site			Age (Years)	Patient Status	Pitx	Tax	Neo	Relapse or Last Follow- Up (Months)			Time To Death or Last Follow- Up (Months)
49	5	MAL	Ser	OV	III	3	56	D	Y	N	N	7	8	<1	OV
129	1	MAL	Ser	OV	III	3	65	D	Y	N	N	7	15	>1	PE
146	NC	MAL	Ser	OV	III	3	56	PF	Y	N	N	166	166	>1	OV
152	5	MAL	Ser	OV	III	2	49	D	Y	N	N	18	81	macro size NK	OV
261	NC	MAL	Ser	OV	IV	2	55	D	Y	N	N	6	13	>1	OV
351	1	MAL	Ser	OV	III	3	53	PF	Y	Y	N	57	57	>1	OV
374	2	MAL	Ser	OV	III	2	56	D	Y	Y	N	9	44	<1	PE
379	4	MAL	Ser	OV	III	3	55	D	Y	Y	N	8	34	NK	OV
381	4	MAL	Ser	OV	III	2	67	D	Y	Y	N	13	48	<1	OV
386	2	MAL	Ser	OV	III	3	52	D	Y	Y	N	32	61	>1	PE
387	5	MAL	Ser	OV	III	3	74	D	Y	N	N	14	14	<1	OV
424	2	MAL	Ser	OV	IV	3	67	R	Y	Y	N	40	94	NK	PE
427	4	MAL	Ser	OV	III	2	73	PF	Y	N	N	0	0	nil	OV
428	3	MAL	Ser	OV	III	1	59	D	Y	Y	N	9	69	<1	PE
434	5	MAL	Ser	OV	III	2	66	R	Y	Y	N	15	29	NK	OV
440	1	MAL	Ser	OV	IV	3	59	R	Y	N	N	20	59	NK	OV
445	1	MAL	Ser	OV	III	3	66	R	Y	Y	N	91	91	NK	OV
450	2	MAL	Ser	OV	III	1	52	D	Y	Y	N	27	52	macro size NK	PE
457	2	MAL	Ser	OV	III	3	74	D	Y	N	N	12	33	nil	OV
459	5	MAL	Ser	OV	III	3	51	PF	Y	Y	N	4	4	NK	OV
469	5	MAL	Ser	OV	I	2	62	D	Y	Y	N	11	27	nil	OV
474	1	MAL	Ser	OV	III	2	58	D	Y	Y	N	5	6	>1	PE
479	1	MAL	Ser	OV	IV	2	49	D	Y	N	N	11	27	macro size NK	CO
484	4	MAL	Ser	OV	III	2	63	D	Y	Y	N	20	50	<1	OV
485	1	MAL	Ser	OV	III	2	70	D	Y	Y	N	9	33	macro size NK	PE
487	1	MAL	Ser	OV	III	3	58	D	Y	N	N	10	26	>1	PE
488	4	MAL	Ser	OV	III	3	62	D	Y	Y	N	27	68	nil	OV
490	1	MAL	Ser	PE	III	3	59	D	Y	Y	N	21	45	macro size NK	PE
493	2	MAL	Ser	OV	III	2	59	R	Y	Y	N	30	79	nil	OV
496	4	MAL	Ser	OV	III	2	48	D	Y	Y	N	17	57	macro size NK	OV
498	1	MAL	Ser	OV	III	2	57	D	Y	Y	N	16	38	macro size NK	PE
500	1	MAL	Ser	OV	III	3	38	D	Y	Y	N	21	61	>1	OM
502	4	MAL	Ser	OV	III	3	47	D	Y	Y	Y	19	65	>1	PE
507	1	MAL	Ser	OV	III	3	56	PF	Y	Y	N	72	72	>1	PE
510	5	MAL	Ser	OV	III	3	57	D	Y	N	Y	13	38	>1	OV
511	1	MAL	Ser	PE	III	2	51	PF	Y	Y	N	65	65	>1	PE
512	NC	MAL	Ser	OV	III	3	37	D	Y	Y	N	13	25	>1	OV
516	1	MAL	Ser	OV	III	2	72	R	Y	Y	N	9	9	>1	OV
523	2	MAL	Ser	OV	III	3	58	D	Y	Y	N	10	10	<1	OV
525	4	MAL	Ser	OV	III	2	53	D	Y	Y	N	10	20	<1	OV
532	1	MAL	Ser	OV	III	3	71	D	Y	N	N	3	8	>1	PE
533	1	MAL	Ser	OV	III	2	23	D	Y	Y	N	12	19	macro size NK	OM
536	1	MAL	Ser	OV	III	2	71	D	Y	N	N	4	5	>1	PE
541	2	MAL	Ser	OV	III	2	64	D	Y	Y	N	23	44	<1	OV
550	1	MAL	Ser	PE	III	3	67	R	Y	Y	N	21	55	macro size NK	PE
552	2	MAL	Ser	FT	III	3	59	PF	Y	Y	N	52	52	macro size NK	BN
558	5	MAL	Ser	OV	III	2	77	D	Y	N	N	14	22	>1	OV
561	2	MAL	Ser	OV	III	2	39	R	Y	Y	N	43	51	<1	OV
563	1	MAL	Ser	PE	III	2	50	R	Y	Y	N	12	50	>1	PE
570	1	MAL	Ser	OV	III	3	66	R	Y	Y	N	51	51	nil	OV
574	2	MAL	Ser	OV	I	3	52	PF	Y	Y	N	46	46	nil	OV
575	2	MAL	Ser	OV	III	2	66	D	Y	Y	N	10	12	<1	PE
580	1	MAL	Ser	PE	III	3	71	D	Y	Y	N	7	23	>1	PE
582	2	MAL	Ser	OV	IV	3	80	D	Y	N	N	8	16	>1	OV
2219	1	MAL	Ser	OV		3								NK	Other
2227	2	MAL	Endo	OV										NK	Other
3498	2	MAL	Endo	OV										NK	Other
20019	4	MAL	Ser	OV	II	3	58	PF	N	N	N			>1	OV
20025	1	MAL	Ser	PE	III	3	80	D	Y	N	N	12	43	nil	PE
20027	4	MAL	Ser	OV	III	3	71	D*	N	N	N	1	1	<1	OV
20031	5	MAL	Endo	OV	II	2	56	R	Y	Y	N	30	43	nil	OV
20032	2	MAL	Ser	OV	IV	2	63	D	Y	Y	Y	11	15	<1	OV
20041	2	MAL	Ser	OV	II	3	43	R	Y	Y	N	37	37	nil	OV
20046	1	MAL	Ser	OV	III	2	65	PF	Y	Y	N	33	33	nil	OV
20074	5	MAL	Ser	FT	III	3	58	R	Y	Y	N	27	31	nil	CO
22002	3	LMP	Ser	OV	III	3	72	PF	N	N	N	36	36	nil	OV
22012	1	MAL	Ser	OV	III	3	50	R	Y	Y	N	27	43	>1	OV
22013	1	MAL	Ser	PE	III	2	55	PF	Y	Y	N	47	47	<1	CO
22020	1	MAL	Ser	OV	III	3	41	R	Y	Y	N	9	12	>1	OV
22023	4	MAL	Ser	OV	III	2	46	PF	Y	Y	N	41	41	>1	OV
22027	3	LMP	Ser	OV	II	1	47	PF	N	N	N	44	44	nil	OV
22029	NC	MAL	Ser	OV	IV	3	58	D	Y	Y	N	18	19	>1	OV
22031	4	MAL	Endo	OV	III	2	58	PF	Y	Y	N	42	42	<1	OV

ID	k - means	Histological			FIGO		Patient				Time To Relapse or Last Follow-Up (Months)		Time To Death or Last Follow-Up (Months)		Residual Disease	Arrayed Site
		Group	Type	Subtype	Primary Site	Stage	Grade	Age (Years)	Patient Status	Pitx	Tax	Neo	Up (Months)	Up (Months)		
22037	NC	MAL	Ser	OV	III	2	78	D	Y	N	N	8	17	>1	PE	
22046	4	MAL	Ser	OV	III	3	71	D	Y	Y	N	10	14	>1	OV	
22047	1	MAL	Ser	PE	III	3	45	D	Y	Y	N	9	22	>1	OV	
22048	4	MAL	Ser	OV	II	2	70	PF	Y	Y	N	35	35	nil	OV	
22057	5	MAL	Ser	OV	III	2	60	PF	Y	Y	N	23	23	nil	PE	
22058	1	MAL	Ser	PE	IV	3	45	D	Y	Y	N	7	9	<1	PE	
23026	4	MAL	Ser	OV	III	3	57	R	Y	Y	N	13	36	NK	OV	
23030	NC	MAL	Ser	OV	III	3	67	R	Y	Y	N	19	44	<1	OV	
23036	3	LMP	Ser	OV	III	3	40	PF	N	N	N	39	39	nil	OV	
23043	6	MAL	Endo	OV	II	2	43	PF	N	N	N	43	43	nil	OV	
23052	3	LMP	Ser	OV	I	3	46	PF	N	N	N	22	22	nil	OV	
23053	4	MAL	Ser	OV	III	3	73	R	Y	Y	N	21	41	>1	OV	
23055	NC	MAL	Ser	OV	III	3	57	R	Y	Y	N	15	31	<1	OV	
23066	3	LMP	Ser	OV	III	1	64	PF	N	N	N	18	18	nil	OV	
23070	NC	MAL	Ser	OV	IV	2	48	D	Y	Y	Y	10	24	<1	OV	
23074	1	MAL	Ser	FT	I	3	77	D	Y	N	N	20	20	nil	FT	
23077	NC	MAL	Ser	OV	III	3	58	D	Y	Y	N	7	35	>1	OV	
23084	4	MAL	Ser	OV	III	3	59	R	Y	Y	N	22	28	<1	OV	
23098	NC	MAL	Ser	OV	II	2	77	PF	Y	N	N	34	34	nil	OV	
23102	4	MAL	Endo	OV	III	2	49	R	Y	Y	N	33	33	nil	OV	
23106	2	MAL	Ser	OV	III	3	78	PF	Y	Y	N	11	11	macro size NK	OV	
23116	NC	MAL	Ser	PE	III	3	68	D	N	N	Y	4	8	NK	PE	
23128	2	MAL	Ser	OV	III	3	65	R	Y	Y	N	13	34	<1	PE	
23139	2	MAL	Ser	OV	III	2	62	R	Y	Y	Y	9	31	nil	OV	
23143	4	MAL	Ser	OV	III	2	57	R	Y	Y	N	24	29	<1	OV	
23162	2	MAL	Ser	OV	III	3	46	PF	Y	Y	N	24	24	nil	OV	
23165	4	MAL	Ser	OV	III	2	62	R	Y	Y	N	17	24	<1	OV	
23167	NC	MAL	Ser	OV	III	3	59	R	Y	Y	N	12	21	<1	OV	
23170	1	MAL	Ser	OV	III	3	49	PF	Y	Y	N	12	12	<1	OV	
23172	1	MAL	Ser	OV	III	3	59	D	Y	Y	N	8	16	>1	OV	
23177	3	LMP	Ser	OV	I	3	52	PF	N	N	N	23	23	nil	OV	
23178	NC	MAL	Endo	OV	III	3	49	R	Y	Y	N	13	24	<1	OV	
23182	4	MAL	Ser	OV	II	2	73	PF	Y	N	N	18	18	nil	OV	
23187	5	MAL	Ser	OV	III	3	76	PF	Y	Y	N	23	23	<1	OV	
23197	1	MAL	Ser	OV	III	2	66	PF	Y	Y	Y	8	8	>1	OV	
23202	NC	MAL	Ser	OV	III	3	58	PF	N	N	N	19	19	<1	OV	
23204	2	MAL	Ser	FT	I	3	67	PF	Y	Y	N	10	10	nil	OV	
23210	2	MAL	Adeno	OV	III	3	62	R	Y	Y	N	18	20	<1	OV	
23212	1	MAL	Ser	PE	III	2	75	PF	N	N	N	3	3	<1	PE	
23213	1	MAL	Ser	OV	III	1	58	D	Y	Y	Y	2	11	>1	PE	
23221	1	MAL	Ser	PE	III	3	67	R	Y	Y	Y	4	18	<1	PE	
26047	NC	MAL	Ser	PE	III	2	72	R	N	Y	Y	6	31	>1	PE	
27006	5	MAL	Ser	OV	III	2	73	D	Y	Y	N	11	23	<1	OV	
27098	5	MAL	Ser	OV	III	2	61	R	N	N	N	23	23	nil	OV	
32013	5	MAL	Ser	OV	III	2	68	D	Y	N	N	2	2	NK	OV	
32022	4	MAL	Ser	OV	III	3	68	R	Y	Y	N	32	37	>1	OV	
32032	2	MAL	Ser	FT	II	3	60	PF	Y	Y	N	35	35	nil	FT	
32034	5	MAL	Ser	PE	III	3	58	PF	Y	Y	N	11	11	>1	OV	
32048	4	MAL	Ser	OV	III	3	69	PF	Y	Y	N	41	41	nil	OV	
32049	1	MAL	Ser	FT	III	3	57	R	Y	N	N	11	29	>1	PE	
32054	3	MAL	Ser	OV	III	2	45	R	Y	Y	N	11	36	>1	OV	
32055	2	MAL	Ser	OV	IV	2	59	D	Y	Y	Y	8	16	NK	OV	
32089	3	MAL	Ser	OV	III	3	49	R	N	N	N	21	22	macro size NK	OV	
32098	1	MAL	Ser	PE	III	2	77	D	N	N	N	1	1	>1	PE	
32103	4	MAL	Ser	OV	III	3	75	R	Y	Y	N	19	24	nil	OV	
32117	3	LMP	Ser	OV	II	1	26	PF	N	N	N	8	8	nil	OV	
34019	4	MAL	Ser	OV	III	3	57	D	Y	Y	N	11	22	<1	OV	
34049	5	MAL	Ser	OV	I	3	56	PF	Y	Y	N	40	40	nil	OV	
34066	1	MAL	Ser	OV	III	2	47	D	Y	Y	N	14	26	nil	OV	
34078	2	MAL	Ser	OV	III	3	53	PF	Y	Y	Y	32	32	<1	OV	
34080	1	MAL	Ser	OV	III	3	60	D	Y	Y	N	10	14	<1	PE	
34085	NC	MAL	Ser	OV	III	2	74	PF	N	N	N			>1	PE	
34086	1	MAL	Ser	OV	III	3	74	PF	N	N	N	3	3	>1	PE	
34090	6	MAL	Endo	OV	I	3	57	PF	Y	Y	N	32	32	nil	OV	
34102	4	MAL	Ser	PE	III	3	70	D	Y	Y	N	10	24	>1	PE	
34103	5	MAL	Ser	OV	III	3	33	D	Y	Y	N	15	37	>1	OV	
34111	NC	MAL	Ser	OV	III	3	60	D	Y	Y	N	10	22	<1	OV	
34113	6	MAL	Ser	OV	III	2	54	PF	Y	Y	N	30	30	nil	OV	
34117	1	MAL	Ser	OV	III	3	60	R	Y	Y	N	12	36	NK	PE	
34125	5	MAL	Ser	OV	III	3	44	PF	Y	Y	N	30	30	<1	OV	
34165	1	MAL	Ser	OV	III	2	43	R	Y	Y	N	13	30	<1	PE	
34168	1	MAL	Ser	PE	III	3	63	D	Y	Y	N	5	13	>1	PE	
34172	5	MAL	Ser	OV	III	3	71	R	Y	Y	N	14	24	>1	OV	

ID	k - Group	Histological			FIGO Stage	Grade	Patient				Time To Relapse or Last Follow- Up (Months)		Time To Death or Last Follow- Up (Months)		Residual Disease	Arrayed Site
		Type	Subtype	Primary Site			Age (Years)	Status	Pitx	Tax	Neo	Up (Months)	Up (Months)			
34186	4	MAL	Ser	OV	III	2	55	PF	Y	Y	N	21	21	<1	PE	
34202	1	MAL	Ser	PE	III	3	62	D	Y	Y	N	11	20	<1	OV	
34207	3	MAL	Ser	OV	III	1	52	PF	N	N	N	23	23	nil	OV	
34801	1	MAL	Ser	OV	III	3	60	PF	N	N	N			>1	PE	
41010	2	MAL	Endo	OV	II	2	70	PF	Y	Y	N	48	48	NK	OV	
41023	5	MAL	Ser	OV	III	3	58	PF	N	N	N	45	45	<1	OV	
41064	NC	MAL	Ser	OV	III	2	54	R	Y	Y	N	10	25	nil	OV	
41079	5	MAL	Ser	OV	III	2	54	R	Y	Y	N	27	41	nil	OV	
41165	2	MAL	Ser	OV	III	2	53	R	Y	Y	N	23	29	<1	OV	
41170	1	MAL	Ser	PE	III	3	50	R	Y	Y	N	10	35	<1	PE	
41192	1	MAL	Ser	OV	IV	2	63	R	Y	Y	N	29	30	<1	PE	
41203	5	MAL	Ser	OV	III	2	76	PF	Y	N	N	26	26	nil	OV	
41264	2	MAL	Endo	OV	III	3	77	R	Y	N	N	9	21	nil	PE	
41266	6	MAL	Endo	OV	I	1	57	PF	Y	Y	N	27	27	nil	OV	
41285	NC	MAL	Ser	PE	III	2	63	PF	Y	Y	N	23	23	nil	OV	
41300	1	MAL	Ser	OV	III	2	56	D	Y	Y	N	6	23	<1	PE	
41307	2	MAL	Ser	OV	I	2	71	PF	Y	Y	N	29	29	nil	OV	
41310	1	MAL	Ser	OV	III	3	44	D	Y	Y	N	13	29	<1	PE	
41324	2	MAL	Ser	PE	III	3	54	D	Y	Y	N	5	16	<1	PE	
41325	4	MAL	Endo	OV	III	3	59	PF	Y	Y	N	21	21	nil	OV	
41358	2	MAL	Ser	OV	III	2	52	R	Y	Y	N	11	25	<1	PE	
44078	4	MAL	Ser	OV	III	2	57	R	Y	Y	N	44	55	<1	OV	
44080	1	MAL	Ser	OV	III	3	71	D	Y	Y	N	6	16	NK	PE	
44087	4	MAL	Endo	OV	III	3	47	R	Y	N	N	25	54	nil	OV	
44090	2	MAL	Ser	OV	III	3	60	R	Y	Y	N	19	53	<1	OV	
44102	5	MAL	Ser	OV	III	3	68	D	Y	Y	N	16	38	nil	OV	
44110	2	MAL	Ser	OV	I	2	63	PF	Y	Y	N	45	45	nil	OV	
44163	1	MAL	Ser	PE	IV	2	60	R	Y	Y	Y	20	51	<1	PE	
44186	1	MAL	Ser	OV	III	3	48	D	Y	Y	N	11	21	<1	PE	
44189	1	MAL	Ser	OV	III	3	65	R	Y	Y	N	32	43	<1	OV	
44192	6	MAL	Endo	OV	I	2	53	PF	Y	Y	N	49	49	nil	OV	
44196	3	MAL	Ser	OV	I	1	75	PF	N	N	N	48	48	nil	OV	
44219	6	MAL	Endo	OV	III	2	65	PF	Y	Y	N	48	48	NK	OV	
44234	1	MAL	Ser	PE	III	3	61	D	Y	Y	N	10	17	<1	OV	
44242	4	MAL	Ser	OV	III	3	49	D	Y	Y	N	15	37	nil	OV	
44262	3	LMP	Ser	OV	I		49	PF	N	N	N	4	4	NK	OV	
44285	1	MAL	Ser	PE	II	2	59	R	Y	Y	N	11	43	<1	OV	
44286	5	MAL	Ser	PE	IV	3	64	D	Y	Y	N	7	12	>1	OV or OM	
44288	1	MAL	Ser	OV	III	3	57	D	Y	Y	N	9	28	<1	PE	
44303	2	MAL	Ser	OV	III	3	69	D	Y	Y	N	11	41	NK	PE	
44306	4	MAL	Ser	OV	III	2	62	R	Y	Y	N	10	35	<1	PE	
44341	1	MAL	Ser	OV	III	2	46	D	Y	Y	N	4	11	>1	PE	
44349	1	MAL	Ser	OV	IV	2	60	D	Y	Y	N	7	14	>1	PE	
44366	1	MAL	Ser	OV	IV	3	61	D	Y	Y	Y	13	21	>1	PE	
44377	5	MAL	Ser	OV	III	3	56	R	Y	Y	N	20	35	<1	OV	
44417	6	MAL	Endo	OV	I	1	53	PF	Y	Y	N	29	29	NK	OV	
44428	5	MAL	Ser	OV	III	3	70	D	Y	Y	N	12	21	nil	OV	
51005	2	MAL	Ser	OV	IV	3	66	D	Y	Y	N	15	35	>1	OV	
51016	1	MAL	Ser	PE	III	2	75	D	Y	N	N	5	5	macro size NK	PE	
51053	2	MAL	Ser	OV	III	3	56	PF	Y	Y	N	41	41	<1	OV	
51062	4	MAL	Ser	OV	III	2	53	PF	Y	Y	N	15	15	<1	OV	
51068	3	LMP	Ser	OV	I	3	22	PF	N	N	N	5	5	nil	OV	
51080	2	MAL	Ser	PE	III	3	64	R	Y	Y	N	6	25	nil	OV	
51083	NC	MAL	Ser	OV	III	3	65	R	Y	Y	N	14	32	>1	OV	
51086	1	MAL	Ser	PE	III	3	61	D	Y	Y	N	7	13	>1	PE	
51093	NC	MAL	Ser	PE	III	3	57	R	Y	Y	N	15	35	>1	OV	
51104	3	MAL	Ser	OV	III	2	55	PF	Y	Y	N	18	18	<1	OV	
51125	2	MAL	Ser	OV	III	3	73	R	Y	Y	N	8	17	macro size NK	OV	
51171	5	MAL	Ser	OV	III	2	70	PF	Y	Y	N	17	17	nil	OV	
51174	3	LMP	Ser	OV	I	3	46	PF	N	N	N	1	1	nil	OV	
60016	NC	MAL	Ser	OV	III	2	55	D	Y	Y	N	20	40	>1	PE	
60020	1	MAL	Ser	OV	III	2	73	R	Y	Y	N		18	>1	OV	
60024	4	MAL	Ser	OV	III	2	52	D	Y	Y	N	26	34	nil	OV	
60048	2	MAL	Ser	OV	III	2	77	D	Y	Y	N	16	18	<1	PE	
60049	2	MAL	Ser	FT	III	3	75	PF	Y	Y	N	8	8	nil	OV	
60065	5	MAL	Ser	OV	III	2	69	R	Y	Y	N	17	31	<1	OV	
60066	5	MAL	Ser	OV	III	2	52	D	Y	Y	N	29	49	nil	PE	
60067	1	MAL	Ser	OV	IV	2	40	R	Y	Y	N	16	46	>1	PE	
60090	NC	MAL	Ser	OV	III	3	79	D	Y	Y	N	4	12	>1	OV	
60091	1	MAL	Ser	OV	III	3	56	PF	N	N	N	9	9	macro size NK	PE	
60102	4	MAL	Ser	OV	II	2	51	R	Y	Y	N		42	NK	OV	
60107	4	MAL	Ser	OV	II	3	50	PF	Y	Y	N	44	44	nil	OV	
60111	3	MAL	Ser	OV	I	2	64	PF	Y	Y	N	45	45	nil	OV	

ID	k - means		Histological		FIGO		Patient				Time To Relapse or Last Follow-Up (Months)		Time To Death or Last Follow-Up (Months)	Residual Disease	Arrayed Site	
	Group	Type	Subtype	Primary Site	Stage	Grade	Age (Years)	Status	Pltx	Tax	Neo	Up (Months)	Up (Months)	Up (Months)	Disease	Site
60120	3	LMP	Ser	OV	II	1	59	PF	N	N	N	37	37	37	nil	OV
60135	4	MAL	Endo	OV	III	3	47	R	Y	Y	N	11	23	23	>1	PE
60148	NC	MAL	Endo	OV	III	2	42	PF	N	N	N				>1	OV
60163	NC	MAL	Ser	OV	III	3	52	PF	Y	Y	Y	34	34	34	nil	OV
60169	2	MAL	Ser	OV	I	3	53	PF	Y	Y	N	33	33	33	nil	OV
60170	3	LMP	Ser	OV	II	1	51	PF	N	N	N	13	13	13	nil	OV
60174	4	MAL	Ser	OV	III	3	55	D	Y	Y	N	11	20	20	macro size NK	PE
60175	5	MAL	Ser	OV	III	3	68	PF	Y	Y	N	28	28	28	macro size NK	OV
60180	3	MAL	Ser	OV	III	2	60	PF	Y	Y	N	20	20	20	nil	OV
60181	4	MAL	Ser	OV	I	3	56	PF	N	N	N	8	8	8	nil	OV
60188	1	MAL	Ser	OV	III	3	73	D	Y	Y	N	11	25	25	<1	PE
60211	NC	MAL	Ser	OV	IV	3	55	PF	Y	Y	N	29	29	29	>1	PE
60214	1	MAL	Ser	OV	III	2	64	R	Y	Y	N	15	33	33	>1	OV
60228	6	MAL	Endo	OV	I	1	51	PF	Y	Y	N	44	44	44	nil	OV
60258	4	MAL	Ser	OV	III	2	73	PF	N	N	N	12	12	12	nil	OV
60267	3	LMP	Ser	OV	III	1	49	PF	N	N	N	30	30	30	nil	OV
60318	5	MAL	Ser	OV	III	3	77	PF	Y	Y	N	6	6	6	<1	OV
70003	NC	MAL	Ser	OV	III	3	53	R	Y	Y	N	24	44	44	nil	OV
70005	4	MAL	Ser	OV	III	3	64	D	Y	Y	N	14	40	40	>1	OV
70039	4	MAL	Ser	OV	III	3	59	R	Y	Y	N	18	42	42	>1	OV
70045	NC	MAL	Ser	OV	III	3	75	PF	Y	Y	N	49	49	49	nil	OV
70048	1	MAL	Ser	PE	III	3	58	D	Y	Y	N	13	46	46	<1	PE
70049	4	MAL	Ser	OV	III	3	50	D	Y	Y	N	28	43	43	<1	OV
70054	5	MAL	Ser	OV	III	3	59	D	Y	Y	N	11	20	20	<1	OV
70055	3	LMP	Ser	OV	I	3	61	PF	N	N	N	44	44	44	nil	OV
70056	3	LMP	Ser	OV	IV	1	55	PF	N	N	N	36	36	36	NK	OV
70057	3	LMP	Ser	OV	III	3	52	PF	N	N	N	46	46	46	nil	OV
70070	3	LMP	Ser	OV	I	1	79	PF	N	N	N	42	42	42	nil	OV
70077	1	MAL	Ser	PE	IV	2	72	R	Y	Y	Y	7	28	28	macro size NK	PE
70086	NC	MAL	Ser	OV	III	3	54	D	Y	Y	N	14	27	27	<1	OV
70088	4	MAL	Ser	OV	III	3	52	D	Y	Y	N	15	35	35	<1	OV
70100	2	MAL	Ser	PE	III	3	69	R	Y	Y	N	13	38	38	NK	UT
70102	1	MAL	Ser	PE	III	3	68	PF	Y	Y	N	29	29	29	<1	PE
70103	2	MAL	Ser	OV	III	2	67	R	Y	Y	Y	11	26	26	NK	OV
70107	2	MAL	Ser	OV	III	2	53	R	Y	Y	N	13	32	32	NK	OV
70115	1	MAL	Ser	FT	I	1	55	R	Y	Y	Y	17	22	22	NK	CO
70118	2	MAL	Ser	OV	III	3	59	R	Y	Y	N	11	23	23	NK	OV
70119	1	MAL	Ser	OV	III	3	70	R	Y	Y	N	10	23	23	>1	OV
70123	NC	MAL	Ser	OV	III	3	79	PF	Y	Y	N	19	19	19	NK	OV
70124	1	MAL	Endo	OV	III	1	69	D	Y	Y	N	14	19	19	NK	OV
70125	2	MAL	Ser	OV	III	2	62	R	Y	Y	N	18	23	23	>1	OV
70135	5	MAL	Ser	OV	III	3	62	R	Y	Y	N		27	27	>1	OV
70144	3	LMP	Ser	OV	I	3	49	PF	N	N	N	14	14	14	nil	OV
70148	4	MAL	Ser	OV	III	3	80	PF	Y	N	N	22	22	22	nil	OV
86058	2	MAL	Ser	OV	II	1	40	R	Y	N	N	16	214	214	nil	OV
92003	1	MAL	Ser	OV	III	3	68	D	Y	N	N	7	13	13	<1	OV
92004	2	MAL	Ser	OV	III	3	76	D	Y	N	N	44	58	58	<1	OV
92065	1	MAL	Ser	OV	IV	3	53	D	Y	N	N	13	26	26	>1	OV
92071	2	MAL	Ser	OV	III	3	58	D	Y	N	N	14	24	24	<1	OV
92074	1	MAL	Ser	PE	III	3	72	D	Y	N	N	6	12	12	NK	OV
93006	NC	MAL	Ser	OV	III	3	75	D	Y	N	N	19	48	48	NK	OV
93031	4	MAL	Ser	OV	III	3	57	D	Y	N	N	50	73	73	>1	OV
93050	1	MAL	Ser	OV	III	3	52	D	Y	N	N	13	69	69	<1	OV
93075	5	MAL	Ser	OV	II	3	71	D	Y	N	N	27	27	27	>1	OV
94019	1	MAL	Ser	OV	IV	3	47	D	Y	N	N	11	18	18	NK	OV
94025	1	MAL	Ser	OV	III	2	53	D	Y	N	N	8	16	16	NK	OV
94044	1	MAL	Ser	OV	III	3	54	D	Y	N	N	102	111	111	nil	OV
94056	1	MAL	Ser	OV	III	3	63	D*	Y	N	N	2	2	2	nil	OV
94067	1	MAL	Ser	OV	III	3	63	D	Y	N	N	20	42	42	<1	OV
94070	NC	MAL	Ser	OV	III	3	63	D	Y	N	N	57	106	106	nil	OV
94082	1	MAL	Ser	OV	III		52	D	Y	N	N	19	32	32	NK	OV
94084	5	MAL	Ser	OV	III	3	79	D	Y	N	N	14	35	35	nil	OV
94093	NC	MAL	Ser	OV	III	2	54	D	Y	N	N	15	15	15	NK	OV
94099	3	MAL	Ser	OV	III	3	43	PF	Y	N	N	0	0	0	nil	OV
95002	3	MAL	Ser	OV	III		52	R	N	N	N	81	113	113	NK	OV
95014	NC	MAL	Ser	OV	III	3	73	D	Y	N	N	9	19	19	NK	OV

Abbreviations: NC, not classified into k-means group; MAL, malignant; LMP, low malignant potential; Ser, serous; Endo, endometrioid; Adeno, adenocarcinoma; OV, ovary; PE, peritoneum; FT, fallopian tube; UT, uterus, OM, omentum; CO, colon; D, died; D*, died of other causes; R, alive and relapsed; PF, alive and progression-free; Pltx, platin treatment; Tax, taxol treatment; Neo, neoadjuvant treatment; Nil, no macroscopic disease; <1, macroscopic disease < or =1cm; >1, macroscopic disease >1cm; macro size NK, macroscopic disease size unknown; NK, residual disease unknown

Fold				Fold				Fold				Fold								
Gene ID	Entrez ID	SYMBOL	Change	Group	Gene ID	Entrez ID	SYMBOL	Change	Group	Gene ID	Entrez ID	SYMBOL	Change	Group	Gene ID	Entrez ID	SYMBOL	Change	Group	
229479_at	646324	LOC646324	10.845229	C1 UP	201147_s_at	7078	TMP3	3.941144451	C1 UP	212475_s_at	9645	MCAL2	2.6201741	C1 UP	220612_at	134111	FLJ225076	2.63691939	C1 UP	
37862_at	1301	COL1A1	12.750797	C1 UP	212353_at	23213	SULF1	3.758195266	C1 UP	228020_at	---	---	---	C1 UP	1554195_s	389336	MGC23985	2.725052	C1 UP	
204320_at	1301	COL1A1	11.48261	C1 UP	217430_s_at	1277	COL1A1	3.770700053	C1 UP	1552299_s_at	---	---	---	C1 UP	226368_at	10630	PDPR	1.1862945	C1 UP	
223121_at	6423	SFRP2	10.778471	C1 UP	212354_at	23213	SULF1	3.610726412	C1 UP	202237_at	4837	NM17	3.2315281	C1 UP	37005_at	4841	NBL1	2.336656	C1 UP	
223122_at	6423	SFRP2	11.445803	C1 UP	205970_s_at	4958	OMD	5.728743031	C1 UP	191250_s_at	9124	NEXN	8.2661572	C1 UP	287930_s	284119	PTFR	2.2149795	C1 UP	
229554_at	---	---	8.7281200	C1 UP	202283_at	5176	SERPINE1	3.49677941	C1 UP	203923_at	6004	RGS16	2.7229899	C1 UP	215199_at	800	CALD1	2.5107297	C1 UP	
226777_at	---	---	8.212694	C1 UP	202665_s_at	6878	SPARC	8.232474948	C1 UP	213499_at	114801	KIAA1913	6.3212861	C1 UP	209047_at	358	ADP1	3.2320572	C1 UP	
209955_s_at	2191	FAP	7.1073287	C1 UP	204298_s_at	4215	LOX	3.239598433	C1 UP	203405_at	387914	TMEM46	2.8646585	C1 UP	201616_s	800	CALD1	2.3597968	C1 UP	
22971_s_at	---	---	7.9877546	C1 UP	211161_s_at	1028	COL3A1	3.334898328	C1 UP	212876_at	---	---	---	C1 UP	212764_at	---	---	2.2858164	C1 UP	
218469_at	26585	GREM1	9.4652992	C1 UP	240135_s_at	7078	TMP3	4.068194719	C1 UP	210130_s_at	5376	PMP22	2.4160338	C1 UP	214081_at	57125	FLKDC1	2.2653378	C1 UP	
210511_s_at	3624	INHBA	6.795266	C1 UP	222664_at	1300	COL12A1	4.07714492	C1 UP	203570_at	4016	LOXL1	2.6648256	C1 UP	201289_at	3491	CYR61	2.4377461	C1 UP	
227140_at	---	---	5.7570127	C1 UP	212109_s_at	81055	COLEC12	3.457660837	C1 UP	202959_s_at	2192	FBLN1	2.831132	C1 UP	205525_at	800	CALD1	2.3795701	C1 UP	
1550779_s_at	10631	POSTN	8.1021272	C1 UP	213139_at	6991	SNAI2	3.487812435	C1 UP	205687_at	6387	CXCL12	3.0669337	C1 UP	218559_s	9935	MABF	2.2567658	C1 UP	
204639_at	18373	DSPC3	14.014552	C1 UP	203666_at	6387	CXCL12	3.576649097	C1 UP	202546_s_at	648	COD3	5.0300679	C1 UP	211842_s	2862	GUCY1A3	2.5706196	C1 UP	
227566_at	50863	HNT	7.0989133	C1 UP	203860_at	2167	FABP4	12.65303785	C1 UP	202435_s_at	1545	CYP1B1	3.1187897	C1 UP	226688_s	90102	PHLDB2	2.1941054	C1 UP	
218468_s_at	26585	GREM1	8.5589004	C1 UP	213699_at	861	RUNX1	3.509898681	C1 UP	213905_s_at	201105	3596	IGALS1	2.0307537	C1 UP	201843_s	2303	EMEP1	2.43287	C1 UP
226311_at	---	---	5.6564997	C1 UP	215899_at	2335	FN1	4.356293703	C1 UP	202943_at	6999	TOO2	5.5749012	C1 UP	205529_s	862	RUNX1T1	2.5006766	C1 UP	
203083_at	7058	THBS2	6.7203825	C1 UP	204643_s_at	1909	EDNRA	3.506781065	C1 UP	201121_at	2246	FOG1	4.2547922	C1 UP	201621_at	4681	NBL1	2.310548	C1 UP	
219087_at	54829	ASPN	5.3621727	C1 UP	202971_at	59	ACTA2	3.38491025	C1 UP	204995_s_at	8639	AOC3	3.0394844	C1 UP	213423_at	219564	C10orf56	2.2920216	C1 UP	
22729_at	1290	COL5A2	5.2888374	C1 UP	222523_at	8446	MEGF10	5.887954	C1 UP	209651_at	7041	TGFB11	2.7003969	C1 UP	209156_s	1292	COL6A2	2.6885155	C1 UP	
227061_at	---	---	6.5929295	C1 UP	241307_s_at	1280	COL3A1	3.001045987	C1 UP	201617_s_at	800	CALD1	2.5384652	C1 UP	222449_at	59937	TMEM4	2.2715267	C1 UP	
217428_s_at	1300	COL10A1	7.7148282	C1 UP	225241_at	151887	CDCC80	3.042969289	C1 UP	205847_s_at	6876	TAGLN	2.8885199	C1 UP	204451_at	8321	FZD1	2.0571031	C1 UP	
221730_at	1290	COL5A2	5.3857191	C1 UP	201100_s_at	7057	THBS1	3.276268823	C1 UP	213429_at	---	---	---	C1 UP	222450_s	56937	TMEM4	2.3370212	C1 UP	
221541_at	83716	CRISPLD2	5.8714302	C1 UP	227070_at	83468	GLTD82	3.282066697	C1 UP	204939_at	5350	PALN	3.9974551	C1 UP	204345_at	1307	COL16A1	2.2849785	C1 UP	
213909_at	131578	LRRRC15	7.0047274	C1 UP	218176_at	1300	COL12A1	4.081225989	C1 UP	209254_s_at	6004	RGSL6	1.8497165	C1 UP	150799_s	284119	PTFR	2.0837303	C1 UP	
223278_at	2706	GJB2	6.7380588	C1 UP	202986_s_at	114899	C10orf93	4.641715863	C1 UP	201436_at	1293	COL6A3	2.8401261	C1 UP	226136_s	---	---	2.1781337	C1 UP	
215446_s_at	4015	LOX	5.6062552	C1 UP	21376_s_at	8076	MFAP5	4.748897162	C1 UP	202973_at	237373	51987	PPRAR2	2.2658435	C1 UP	202973_at	51987	PPRAR2	2.2658435	C1 UP
210809_s_at	10631	POSTN	7.2574005	C1 UP	204052_s_at	6424	SFRP4	4.788993288	C1 UP	201261_s_at	633	BGN	2.3484892	C1 UP	223276_at	85027	MST150	2.0147625	C1 UP	
226097_at	---	---	5.199374	C1 UP	21376_s_at	8076	MFAP5	4.360786151	C1 UP	202978_s_at	2192	FBLN1	2.602418	C1 UP	202921_s	---	---	3.5532842	C1 UP	
213790_at	---	---	6.6841656	C1 UP	219874_s	84561	SLC13A8	3.037108102	C1 UP	211996_s_at	1634	DCN	2.9316243	C1 UP	231766_s	1303	COL12A1	2.641807	C1 UP	
226695_at	5396	PRRX1	5.4573365	C1 UP	224938_s_at	54829	ASPN	2.866891262	C1 UP	213725_s_at	283824	LOC238304	2.4180333	C1 UP	227058_at	84935	FLJ14834	2.4171041	C1 UP	
212488_at	1290	COL5A1	5.4904627	C1 UP	201414_s_at	59	ACTA2	4.93617444	C1 UP	204114_s	22795	NOC2	2.5488265	C1 UP	1561689_s	---	---	3.2345996	C1 UP	
212489_at	1289	COL5A1	5.5601877	C1 UP	222020_s	50863	HNT	3.04570051	C1 UP	206486_s	948	COD3	4.464242	C1 UP	213089_at	57493	HEC1	2.1129695	C1 UP	
228481_at	10631	POSTN	5.188377	C1 UP	212341_s	23213	SULF1	3.182925479	C1 UP	201773_s_at	1098	CDH11	2.7615232	C1 UP	205640_at	3479	IGF1	3.1028954	C1 UP	
202852_s_at	8038	ADAM12	5.4110294	C1 UP	201144_s_at	7078	TMP3	3.229739014	C1 UP	202918_at	1278	COL1A2	6.8208269	C1 UP	212900_at	1296	COL8A2	2.5734654	C1 UP	
204619_s_at	1462	CSPC2	5.2507707	C1 UP	202400_s_at	1078	COL1A2	2.89667137	C1 UP	207426_s	3269	FAM2	3.2464669	C1 UP	207426_s	7292	TNFSF4	2.4131693	C1 UP	
213338_at	29907	RIS1	4.4451023	C1 UP	202433_at	590	BCH2	5.23824678	C1 UP	208227_at	9483	COL1	2.6791404	C1 UP	208782_at	11167	FSTL1	2.0309073	C1 UP	
235318_at	2200	FN1	8.2283307	C1 UP	203439_at	114902	C10orf93	4.242633661	C1 UP	201712_s_at	1098	CDH11	2.5507378	C1 UP	1544966_s	11259	DOC1	2.318501	C1 UP	
235629_at	2335	FN1	5.5047737	C1 UP	201068_at	4313	MMP2	3.108388919	C1 UP	202970_at	253827	MRSR3	3.2754481	C1 UP	202007_at	4811	ND1	2.2812126	C1 UP	
203878_s_at	4320	MMP11	3.7548512	C1 UP	225481_at	12798	FRM6	2.794103494	C1 UP	20585_s	10085	EDL3	3.2322398	C1 UP	236386_at	---	---	3.1347929	C1 UP	
214702_at	2335	FN1	5.2417849	C1 UP	210170_at	22795	POLM3	4.31895468	C1 UP	1568765_at	5054	SERPINE1	3.7530272	C1 UP	214696_at	84981	MGC14376	2.2022667	C1 UP	
202786_s_at	2200	FN1	4.5106999	C1 UP	213933_at	5733	PTGER3	3.094413495	C1 UP	1557080_s	988	ITGBL1	3.1745133	C1 UP	204774_at	2123	EVG2A	2.2985194	C1 UP	
204540_s_at	1515	CTSK	4.7272828	C1 UP	225481_at	12798	FRM6	2.80373302	C1 UP	201993_s	2582	GUCY1A3	1.1686885	C1 UP	219523_s	56714	ODZ3	2.296241	C1 UP	
205841_s_at	1300	COL10A1	5.3031891	C1 UP	201100_s_at	7057	THBS1	3.391260016	C1 UP	211813_s	1634	DCN	2.7873427	C1 UP	205941_at	3479	IGF1	2.9804988	C1 UP	
211571_s_at	1462	CSPC2	4.8862963	C1 UP	213001_at	2352	ANGPTL2	2.788201261	C1 UP	1585724_s	6878	TAGLN	2.7193055	C1 UP	201842_s	2202	EFEMP1	2.649187	C1 UP	
202765_s_at	2200	FN1	4.3667797	C1 UP	202914_s_at	5443	SYTL2	2.910556226	C1 UP	212077_at	800	CALD1	2.2219818	C1 UP	212400_at	1734	DI02	2.9225142	C1 UP	
225242_s_at	151887	CDCC80	4.9951303	C1 UP	202433_at	590	CYP1B1	3.773063473	C1 UP	218162_at	56944	OLFML3	2.5721423	C1 UP	210764_s	3491	CYR61	2.5438066	C1 UP	
215446_s_at	1462	CSPC2	5.0022202	C1 UP	211956_s	51226	CPZ22	2.368639933	C1 UP	202976_at	8408	WSP1	2.5439294	C1 UP	205666_at	2326	FMO1	2.3902137	C1 UP	
201150_s_at	7078	TMP3	4.8242697	C1 UP	203530_s	4330	MNI	2.754869071	C1 UP	224699_at	84168	ANTXR1	2.4652029	C1 UP	202947_at	387758	LOC387758	2.3655478	C1 UP	
226237_at	1295	COL8A1	5.6902738	C1 UP	217794_s_at	11031	RAB31	2.599405889	C1 UP	208131_s	5740	PTGS2	3.1167079	C1 UP	216225_s	1909	EDNRA	2.1918473	C1 UP	
214587_at	1295	COL8A1	4.788445	C1 UP	222379_at	---	---	3.058985524	C1 UP	213341_at	5416	SLC35D3	3.5751107	C1 UP	206481_s	9079	LDB2	2.0953769	C1 UP	
232805_at	1301	COL11A1	5.3114646	C1 UP	217792_s_at	11031	RAB31	2.716746808	C1 UP	204959_s	8406	SRPX	2.6919017	C1 UP	212419_at	219654	C10orf56	2.1191695	C1 UP	
232458_at	1289	COL5A1	5.3788659	C1 UP	204051_s_at	6424	SFRP4	4.13377451	C1 UP	201149_s_at	7078	TMP3	3.299735	C1 UP	201141_at	10457	GNMB	2.2711502	C1 UP	

Gene ID	Entrez ID	SYMBOL	Field	Change	Group	Gene ID	Entrez ID	SYMBOL	Field	Change	Group	Gene ID	Entrez ID	SYMBOL	Field	Change	Group	Gene ID	Entrez ID	SYMBOL	Field	Change	Group						
205242_c1	10563	CXCL3	2.0340106		C1 UP	203906_c1	8671	SLC4A4	0.365507826		C1 Down	200975_c1	5967	RECTA	0.375482		C1 Down	210895_c8	942	CD86	2.0414773		C2 UP	204070_c1	5920	RARR53	2.120853		C2 UP
209990_c1	9568	GABRR2	2.0066417		C1 UP	213728_c1	154788	AKAP14	0.283437473		C1 Down	210729_c1	64736	LOC46736	0.4423295		C1 Down	209606_c1	9595	PSCDBP	3.2271765		C2 UP	210873_c3	200315	AP0B3C3A	2.1700349		C2 UP
230204_c1	---	---	2.3760447		C1 Down	212874_c1	29070	HSPC085	0.487515119		C1 Down	212607_c1	4038	LRC4	0.3562094		C1 Down	212607_c1	28902	IGKVID13	3.0887664		C2 UP	211868_c3	3493	IGHA1	3.2619573		C2 UP
209125_c1	140446	KRT6A	1.1253026		C1 Down	213801_c1	28016	LOC28016	0.34120493		C1 Down	207271_c1	10407	SPAC11	0.4704525		C1 Down	1550745_c1	4069	LYZ	3.5338895		C2 UP	206118_c1	6775	STAT4	2.1031443		C2 UP
232023_c1	31223	HLA-DRA1	2.9618439		C1 UP	212360_c1	83633	RPN1L	0.346183507		C1 Down	209893_c1	6299	SALL1	0.3822277		C1 Down	223501_c1	---	---	2.0263738		C2 UP	205671_c3	3112	HLA-DQA1	3.2093949		C2 UP
219937_c1	29953	TRKDE	2.2327396		C1 UP	212854_c1	---	---	0.281674605		C1 Down	213094_c1	34160	FREM2	0.3500193		C1 Down	211650_c3	---	---	3.7143833		C2 UP	155984_c1	283997	C16orf54	3.1922387		C2 UP
203647_c1	5320	PLAC2CA	2.1051852		C1 UP	213713_c1	64549	LOC64549	0.489554589		C1 Down	210624_c1	1469	CTST	0.438174		C1 Down	211902_c3	9955	TRAB1	1.1137306		C2 UP	211615_c3	3359	HTRX3A	1.9643866		C2 UP
229152_c1	20436	Clov7	2.524029		C1 UP	196271_c1	200403	MGC28733	0.429789569		C1 Down	203660_c1	2571	GAD1	0.4430995		C1 Down	211138_c3	8564	KMD	2.2100124		C2 UP	219787_c1	79679	VTCN1	2.0453729		C2 UP
201496_c1	4629	MYH11	2.0565966		C1 UP	210333_c1	658	BMP9B1B	0.496873906		C1 Down	205242_c1	10653	CXCL3	2.379737		C2 UP	229660_c1	61311	TLR8	3.2620915		C2 UP	205569_c1	21074	LAMP3	2.0874453		C2 UP
206001_c1	4852	NPY	3.3435074		C1 UP	209477_c1	151651	EPHB	0.431604955		C1 Down	211122_c1	5723	CXCL11	3.3030841		C2 UP	204232_c1	2207	FCER1G	2.0541214		C2 UP	216365_c3	3538	IGLC2	2.7562852		C2 UP
219873_c1	78989	COLEC11	0.1327064		C1 Down	206222_c1	5076	PAK2	0.27807335		C1 Down	222826_c1	57623	SLAMF7	3.9968337		C2 UP	227266_c3	2533	FYB	2.1961606		C2 UP	212128_c1	6362	COL18	1.5187785		C2 UP
203824_c1	7103	TSPAN8	0.1690307		C1 Down	212876_c1	57335	KIAA1324	0.392261244		C1 Down	211063_c1	3733	CXCL1	1.5131889		C2 UP	227458_c1	---	---	2.4544886		C2 UP	221491_c3	3123	HLA-DQB1	1.2819752		C2 UP
229849_c1	---	---	0.4306815		C1 Down	211875_c1	51673	CG3-38	0.388747676		C1 Down	203915_c1	4283	ICXLR	4.0306733		C2 UP	226191_c1	952	CD38	2.4937952		C2 UP	217360_c3	3493	IGHA1	3.1420415		C2 UP
209660_c1	8788	DLK1	0.3401466		C1 Down	212917_c1	---	---	0.436826764		C1 Down	204116_c1	3061	IGHM	4.7091732		C2 UP	204834_c1	10875	FGL2	2.0970996		C2 UP	205660_c1	8688	OASL	2.023171		C2 UP
205243_c1	5178	PEC3	0.2693746		C1 Down	203516_c1	200162	SPAC17	0.47191564		C1 Down	205692_c1	952	CD38	2.7931614		C2 UP	211908_c3	---	---	3.9686473		C2 UP	226198_c1	---	---	2.3366033		C2 UP
209242_c1	5178	PEC3	0.2511381		C1 Down	200166	90066	LRR6C46	0.322480872		C1 Down	204416_c1	320436	IGL2	2.6568657		C2 UP	203416_c1	963	CD53	2.019075		C2 UP	211339_c3	3702	ITK	2.0360605		C2 UP
219331_c1	55220	KLHDC8A	0.3963771		C1 Down	210373_c1	92304	CSG3A1	0.308305512		C1 Down	204533_c1	3627	CXCL3	3.0147214		C2 UP	201720_c3	7805	LAPTM5	2.0308187		C2 UP	209994_c1	6362	COL18	3.5577747		C2 UP
222871_c1	55220	KLHDC8A	0.4448801		C1 Down	211728_c1	828	CAPS	0.392210872		C1 Down	1550758_c1	3522	COL5	2.5123861		C2 UP	222968_c3	10068	H1BP	2.1036664		C2 UP	203200_c1	3117	HLA-DQA1	3.8941942		C2 UP
228878_c1	173032	ARX	0.3338001		C1 Down	202089_c1	79740	FLJ23049	0.380351199		C1 Down	211795_c1	28566	TRBV101	2.9923269		C2 UP	202307_c1	6890	TAP1	2.1075104		C2 UP	216541_c1	28461	IGHA1	3.2177852		C2 UP
242662_c1	9046	PCSK6	0.3403559		C1 Down	202156_c1	79645	EFCAB1	0.368849042		C1 Down	211919_c1	5723	SLAMF7	3.8305154		C2 UP	200422_c1	2359	FPR2	2.0544718		C2 UP	222309_c1	56070	SUCNR1	2.0471639		C2 UP
1568604_c1	8618	CADPS	0.1690307		C1 Down	203620_c1	149483	CDCD17	0.41700537		C1 Down	206715_c1	22797	TREC	2.5185414		C2 UP	202723_c1	117289	TGAP	2.0635947		C2 UP	224404_c3	83416	FCRL5	3.2668368		C2 UP
225165_c1	84152	PPHR1B	0.3957174		C1 Down	209917_c1	14848	WRD16	0.326575207		C1 Down	210912_c1	26888	TRBV19	2.9013583		C2 UP	234884_c3	---	---	3.9976795		C2 UP	217002_c3	3359	HTRX3A	2.8380701		C2 UP
207414_c1	5046	PCSK6	0.3619001		C1 Down	203839_c1	83659	TEXT1	0.355398883		C1 Down	21405_c1	6352	COL5	2.8630102		C2 UP	204006_c1	2614	CTSS	2.0457282		C2 UP	231647_c3	83416	FCRL5	2.9239912		C2 UP
239884_c1	---	---	0.3299002		C1 Down	1568606_c1	399949	FLJ46266	0.378593960		C1 Down	211637_c1	9029	LOC60925	4.3883949		C2 UP	216680_c3	3457	IIGL1	3.9180576		C2 UP	209396_c1	1116	CH2L	2.2934044		C2 UP
220102_c1	668	FOXJ2	0.3814621		C1 Down	202813_c1	51364	ZMYND10	0.497310767		C1 Down	208134_c1	27225	ADAMDEC1	3.5773325		C2 UP	214873_c3	3536	IGHD	3.3477597		C2 UP	220445_c3	5998	CSG3	2.493999		C2 UP
213369_c1	92211	PCDH21	0.4431962		C1 Down	211211_c1	282027	C6orf117	0.453607786		C1 Down	205831_c1	914	CD2	2.6564309		C2 UP	217148_c3	28815	IGLV2-14	3.0468424		C2 UP	209994_c1	6362	COL18	3.5577747		C2 UP
233950_c1	8618	CADPS	0.4466225		C1 Down	1056711_c1	14409	FLJ40919	0.341730872		C1 Down	211043_c1	---	---	0.4745063		C2 UP	223930_c1	441168	RPN3H1A	1.2031037		C2 UP	202995_c1	1116	CH2L1	1.167305		C2 UP
229012_c1	84688	Clorf42	0.1429894		C1 Down	203995_c1	57562	KIAA1377	0.487861953		C1 Down	202625_c1	115362	GPRS	2.5514277		C2 UP	201858_c3	5552	PRLC1	2.0048629		C2 UP	205975_c3	3231	HDXD1	2.1517322		C2 UP
216733_c1	2628	GATM	0.4302929		C1 Down	211729_c1	828	CAPS	0.395166161		C1 Down	204655_c1	3253	CDL5	2.6134687		C2 UP	211643_c3	651961	LOC651961	3.6425262		C2 UP	223779_c1	84740	MXD01	2.4108727		C2 UP
228857_c1	127733	UBXD3	0.4907445		C1 Down	206230_c1	3975	LHX1	0.483865899		C1 Down	211393_c1	28568	TRBV19	2.6788771		C2 UP	216214_c1	3535	IGL@	3.6055553		C2 UP	210829_c1	---	---	2.0372213		C2 UP
209470_c1	8223	GM6A	0.4154488		C1 Down	204380_c1	201625	DNHQ2	0.289050675		C1 Down	225172_c1	115361	GBR4	2.4913864		C2 UP	216232_c1	712	C1QA	2.0849321		C2 UP	220960_c1	28430	UNC93B1	2.743547		C2 UP
209469_c1	2823	GM6A	0.3143997		C1 Down	155927_c1	29736	FLJ35700	0.420014617		C1 Down	228561_c1	15362	GBR5	3.287236		C2 UP	211634_c3	3502	IGHM	3.322857		C2 UP	234762_c3	90431	IGHA1	3.2086263		C2 UP
231077_c1	251777	C1orf92	0.3558978		C1 Down	237826_c1	154788	AKAP14	0.399785081		C1 Down	214777_c1	---	---	3.9261016		C2 UP	211742_c3	2124	EV02B	1.2289779		C2 UP	204040_c1	4321	MMR12	4.2862211		C2 UP
227867_c1	129293	LOC129293	0.401816		C1 Down	212932_c1	---	---	0.300465853		C1 Down	211430_c1	6352	COL5	2.8630102		C2 UP	204006_c1	2614	FGL3R3A	2.2420103		C2 UP	204678_c1	9834	KLK040	2.9511205		C2 UP
1568077_c1	130752	MDH9	0.4828206		C1 Down	1552326_c1	221106	CDCD11	0.4987399		C1 Down	211645_c1	---	---	3.8626777		C2 UP	214869_c1	80830	APOL6	1.1641393		C2 UP	210072_c1	6363	COL19	2.242707		C2 UP
210323_c1	27285	TEXT2	0.4479343		C1 Down	110731_c1	117	ADCVAP1R1	0.362986567		C1 Down	205488_c1	3001	GZMA	2.5915585		C2 UP	204981_c1	4687	NCF1	1.51029375		C2 UP	221159_c1	---	---	2.2514653		C2 UP
208399_c1	1908	EDN3	0.1321853		C1 Down	204664_c1	250	ALPP	0.359989796		C1 Down	203922_c1	1536	IGYB	2.2896721		C2 UP	34210_c1	1040	CD52	2.0872885		C2 UP	228992_c1	931	MSA1	2.0476988		C2 UP
222771_c1	---	---	0.4788782		C1 Down	203800_c1	940	RECQL2	0.48147431		C1 Down	212592_c1	2512	CIB1	3.1601606		C2 UP	211795_c3	2533	FYB	2.1125026		C2 UP	210096_c1	1580	CYP4B1	2.2017441		C2 UP
210103_c1	3170	FOXA2	0.488		C1 Down	211585_c1	284296	CD33L3	0.481451378		C1 Down	210144_c1	651629	LOC61629	2.2556922		C2 UP	204192_c											

Fold				Fold				Fold				Fold												
Gene ID	Entrez ID	SYMBOL	Change	Gene ID	Entrez ID	SYMBOL	Change	Gene ID	Entrez ID	SYMBOL	Change	Gene ID	Entrez ID	SYMBOL	Change									
20457_s_at	22873	DZP1	0.4617843	C2 Down	22838_s_at	8705	TSGA10	0.481953	C2 Down	22063_s_at	6446	DNA2	0.4824157	C2 Down	204014_s_at	1846	DUSP4	10.777806	C3 Up	206197_s_at	8382	NMIF	3.978219	C3 Up
227209_s_at	1272	CNTN1	0.420075	C2 Down	20986_s_at	150	ADR2A	0.413729813	C2 Down	22603_s_at	11		0.3711358	C2 Down	229816_s_at	79819	WDR78	5.5654878	C3 Up	64900_s_at	23063	CHST3	3.1885527	C3 Up
219764_s_at	11211	FZD10	0.4272026	C2 Down	206227_s_at	8483	CLP2	0.436245983	C2 Down	226373_s_at	1289	COL5A1	0.4171664	C2 Down	226373_s_at	1289	COL5A1	0.4171664	C2 Down	227708_s_at	1915	EEF1A	3.2026892	C3 Up
228615_s_at	1602	DACH1	0.5316242	C2 Down	243802_s_at	201625	DNH02	0.28047467	C2 Down	220093_s_at	8765	TSGA2	0.4126337	C2 Down	230093_s_at	89765	TSGA2	7.0901469	C3 Up	206989_s_at	5047	PAMP	9.3307188	C3 Up
220263_s_at	6665	SPOCK1	0.2324475	C2 Down	225842_s_at	2282	PHLDA1	0.480473993	C2 Down	213707_s_at	1749	DLX5	0.3569466	C2 Down	237282_s_at	158798	AKAP14	7.0432369	C3 Up	231077_s_at	25717	C1orf192	4.779241	C3 Up
204813_s_at	6664	SOKX1	0.1435307	C2 Down	204161_s_at	166979	FLJ37927	0.255151858	C2 Down	22356_s_at	8642	SLC7A2	0.4330792	C2 Down	238018_s_at	285016	LOC285016	7.818993	C3 Up	236745_s_at	124093	CCO25	3.8638007	C3 Up
224463_s_at	85016	C11orf70	0.3099689	C2 Down	22376_s_at	---	---	0.462963941	C2 Down	22859_s_at	57828	DPH10	0.4190382	C2 Down	237168_s_at	---	---	5.1679937	C3 Up	243810_s_at	138255	LOC138255	5.9862072	C3 Up
219663_s_at	24141	C2orf103	0.4528316	C2 Down	22973_s_at	127254	C1orf173	0.178680802	C2 Down	204320_s_at	1301	COL11A1	0.338913	C2 Down	232984_s_at	54768	HYDIN	5.7206166	C3 Up	210683_s_at	4802	NRTN	4.3431141	C3 Up
200202_s_at	10149	GRN64	0.4399501	C2 Down	20318_s_at	2200	FBH1	0.446203284	C2 Down	215097_s_at	3058	ITGBL1	0.4885921	C2 Down	215097_s_at	3058	ITGBL1	0.4885921	C2 Down	237338_s_at	---	---	6.4457984	C3 Up
227719_s_at	---	---	0.485995	C2 Down	220190_s_at	144406	WDR86	0.350650919	C2 Down	227190_s_at	3899	AFB3	0.4201532	C2 Down	1668060_s_at	399949	FLJ48206	6.959191	C3 Up	230733_s_at	84332	MGC16186	3.9424013	C3 Up
203304_s_at	28805	BAMB1	0.2498104	C2 Down	203899_s_at	6447	SC5C	0.476425443	C2 Down	205540_s_at	5121	PCP4	0.4163846	C2 Down	155804_s_at	80122	YSK4	6.0162875	C3 Up	1554190_s_at	79949	C1orf81	4.5041863	C3 Up
227870_s_at	57222	NOPE	0.4774443	C2 Down	214043_s_at	---	---	0.456832619	C2 Down	206889_s_at	4745	NELL1	0.4766341	C2 Down	1556156_s_at	283726	DNF2266G6	5.5530541	C3 Up	231044_s_at	127003	RPS1365D2	4.2932076	C3 Up
227236_s_at	10100	TSPAN2	0.4847974	C2 Down	228554_s_at	---	---	0.309134544	C2 Down	237282_s_at	18798	AKAP14	0.4485561	C2 Down	243803_s_at	643037	LOC643037	4.9717378	C3 Up	230769_s_at	79819	WDR78	3.6896271	C3 Up
224550_s_at	6637	TMEPA1	0.3903459	C2 Down	206179_s_at	---	---	0.400002925	C2 Down	220506_s_at	5678	SECE	0.4591869	C2 Down	241310_s_at	---	---	6.239516	C3 Up	239297_s_at	---	---	3.4838206	C3 Up
232325_s_at	92126	C1orf4	0.4696453	C2 Down	239150_s_at	132003	FLJ44379	0.124656811	C2 Down	237328_s_at	---	---	0.4002721	C2 Down	226890_s_at	117	ADCYAP1R	8.2694823	C3 Up	231133_s_at	92749	MGC16372	3.5222719	C3 Up
203417_s_at	4237	MFPAP2	0.464372	C2 Down	229213_s_at	132871	SPATA18	0.272110683	C2 Down	242517_s_at	84634	KISS1R	0.4679515	C2 Down	223838_s_at	80705	TSGA10	4.8304351	C3 Up	230988_s_at	28358	KCNGR	3.9599377	C3 Up
238617_s_at	---	---	0.3806499	C2 Down	218332_s_at	58589	BEX1	0.457598287	C2 Down	23848_s_at	4862	NPAS2	0.4720814	C2 Down	226424_s_at	828	CAPS	5.7272925	C3 Up	222890_s_at	29070	HSPC065	4.063300	C3 Up
230685_s_at	133960	CAPSL	0.3505589	C2 Down	233503_s_at	83563	RORP1L	0.354280827	C2 Down	228407_s_at	222623	SLCUB3	0.4520482	C2 Down	228516_s_at	6542	SLC7A2	7.2152727	C3 Up	229170_s_at	118491	TTC18	4.938391	C3 Up
227059_s_at	10082	GPC6	0.4441332	C2 Down	229972_s_at	254959	C1orf18	0.424687104	C2 Down	237892_s_at	1301	COL11A1	0.3287282	C2 Down	232609_s_at	83853	RORP1L	6.1950416	C3 Up	206022_s_at	4893	NPD	5.4471734	C3 Up
226884_s_at	57633	LRRN1	0.4918745	C2 Down	207958_s_at	8070	MFPAP5	0.481978521	C2 Down	224390_s_at	54229	ASPN	0.44435552	C2 Down	231728_s_at	828	CAPS	6.1310131	C3 Up	244287_s_at	25360	FLJ35740	4.6071196	C3 Up
227719_s_at	2192	FBLN1	0.4207998	C2 Down	238443_s_at	56130	PCDH86	0.438068994	C2 Down	241350_s_at	---	---	0.34944565	C2 Down	2095600_s_at	8788	DLK1	6.5348165	C3 Up	243115_s_at	3060	ITGB3	4.2607718	C3 Up
227048_s_at	284217	LAMA1	0.331472	C2 Down	229271_s_at	---	---	0.368078159	C2 Down	2095600_s_at	8788	DLK1	0.4020974	C2 Down	230898_s_at	9400	RECOL5	6.0338956	C3 Up	231912_s_at	23063	CHST3	3.3332321	C3 Up
209505_s_at	7025	NR2F1	0.399583	C2 Down	219655_s_at	79783	C1orf10	0.41405234	C2 Down	206080_s_at	4822	NPY	0.2680401	C2 Down	231729_s_at	828	CAPS	6.3332503	C3 Up	1576736_s_at	13628	LOC13628	4.2932076	C3 Up
236915_s_at	---	---	0.4885909	C2 Down	238512_s_at	54879	STTL	0.443388332	C2 Down	22822_s_at	---	---	0.3228462	C2 Down	238878_s_at	170302	ARX	6.7591708	C3 Up	227867_s_at	129293	LOC129293	3.9145627	C3 Up
229542_s_at	128602	C2orf85	0.148214	C2 Down	235124_s_at	93233	FLJ32926	0.43833928	C2 Down	242126_s_at	164781	WOR89	0.4817164	C2 Down	208140_s_at	83450	LRRRC4B	6.4056096	C3 Up	238884_s_at	146177	LOC146177	3.3464988	C3 Up
204815_s_at	6664	SOKX1	0.2327358	C2 Down	220390_s_at	79841	AGBL2	0.495179167	C2 Down	20276_s_at	2354	FOSB	0.4912924	C2 Down	229294_s_at	83538	TTC25	5.0895394	C3 Up	214204_s_at	135138	PACRG	3.6716005	C3 Up
206721_s_at	57821	C1orf114	0.4376085	C2 Down	195230_s_at	220136	CDC11	0.467895513	C2 Down	216522_s_at	28556	LOC28556	0.4737331	C2 Down	240857_s_at	1770	ONM49	4.4137068	C3 Up	239477_s_at	15165	EPHF1	4.9545083	C3 Up
206197_s_at	8382	NMES5	0.4947032	C2 Down	239911_s_at	148485	WOR16	0.319328766	C2 Down	229017_s_at	84888	CHRF4	0.3880882	C2 Down	232740_s_at	539623	FLJ23577	4.8068308	C3 Up	209242_s_at	5178	PECG	4.0089979	C3 Up
215028_s_at	57566	SEM6AA	0.459707	C2 Down	240065_s_at	135343	FAM81B	0.272718788	C2 Down	201510_s_at	7079	TMP9	0.4745773	C2 Down	232355_s_at	79631	MSA48B	5.5219646	C3 Up	221012_s_at	668	FOLK2	3.2724428	C3 Up
205471_s_at	1602	DACH1	0.3232356	C2 Down	239216_s_at	83659	TEK1	0.354120409	C2 Down	204014_s_at	1842	DUSP4	0.3230294	C2 Down	236600_s_at	95056	LRRRC4B	4.8899813	C3 Up	238327_s_at	44038	LOC44038	4.4621755	C3 Up
229613_s_at	---	---	0.2905977	C2 Down	243087_s_at	126820	WDR83	0.430313785	C2 Down	202006_s_at	6427	SRFP1	0.4140694	C2 Down	202636_s_at	64446	DNA2	6.678094	C3 Up	218980_s_at	80206	FHD03	3.2632872	C3 Up
238116_s_at	85657	DYNLRB2	0.3250383	C2 Down	241233_s_at	---	---	0.34174223	C2 Down	203292_s_at	477	ATP1A2	0.1797677	C2 Down	238882_s_at	53236	CDC30C	4.8049701	C3 Up	232777_s_at	16990	C6orf118	3.343888	C3 Up
212915_s_at	23024	PDRZ9	0.420387	C2 Down	240272_s_at	218681	ARMC3	0.381422922	C2 Down	213909_s_at	131578	LRRRC15	0.4505157	C2 Down	202029_s_at	79740	FLJ23049	6.9590587	C3 Up	239884_s_at	---	---	3.5168488	C3 Up
205472_s_at	1602	DACH1	0.3892906	C2 Down	212121_s_at	4238	MFPAP2	0.476973984	C2 Down	210319_s_at	4488	MSX2	0.4181977	C2 Down	1533655_s_at	166979	FLJ37927	9.3488488	C3 Up	239315_s_at	---	---	3.9783207	C3 Up
228100_s_at	128344	C1orf88	0.4230959	C2 Down	218979_s_at	56521	DNAJC12	0.371548992	C2 Down	213791_s_at	5179	PENK	0.3711835	C2 Down	204015_s_at	1846	DUSP4	6.0704115	C3 Up	222108_s_at	347902	MIG02	5.4298476	C3 Up
228631_s_at	5067	CNTN3	0.4693489	C2 Down	203174_s_at	1311	COMP	0.248337688	C2 Down	20572_s_at	---	---	0.36215	C2 Down	229012_s_at	84688	C6orf2	6.0770553	C3 Up	237400_s_at	21109	ATP9S	3.3238453	C3 Up
219115_s_at	53832	IL2ORA	0.3994117	C2 Down	209860_s_at	23284	LPHN3	0.446243317	C2 Down	229151_s_at	6263	SLC14A1	0.4222925	C2 Down	220156_s_at	79645	EFCAB1	5.2684215	C3 Up	39584_s_at	4862	NPAS2	4.9589889	C3 Up
226289_s_at	54332	GADP1	0.4964912	C2 Down	210710_s_at	27295	POLM13	0.386121544	C2 Down	202760_s_at	2000	FBN1	0.4845105	C2 Down	238320_s_at	149483	CDC17	5.7196973	C3 Up	207813_s_at	2332	FODR	2.9859897	C3 Up
213492_s_at	1280	COL2A1	0.3144472	C2 Down	159671_s_at	144909	FLM4919	0.345552125	C2 Down	204202_s_at	1114	CHGB	0.1354568	C2 Down	219115_s_at	53832	IL2ORA	5.5608169	C3 Up	229612_s_at	171024	SNYPO2	4.9283335	C3 Up
231084_s_at	80217	C1orf79	0.2386691	C2 Down	205671_s_at	4658	OMD	0.3797875	C2 Down	153602_s_at	118630	SBEM	0.3963638	C2 Down	239169_s_at	118491	TTC18	4.9967913	C3 Up	227620_s_at	13021	MAM1B	3.9552739	C3 Up
219837_s_at	54360	CYT11	0.3317785	C2 Down	233249_s_at	647180	LOC647180	0.497258465	C2 Down	205696_s_at	5853	SLC14A1	0.3509104	C2 Down	214222_s_at	56171	DNAH7	4.6857145	C3 Up	223708_s_at	4166	CHST6	3.7066638	C3 Up
212850_s_at	4038	LRP4	0.4862927	C2 Down	209399_s_at	1908	EDN3	0.168712885	C2 Down	213432_s_at	4887	ASPN	0.1711326	C2 Down	155007_s_at	144406	WDR86	4.3848985	C3 Up	236664_s_at	---	---	3.8444034	C3 Up
232884_s_at	54788	HYDIN	0.4136127	C2 Down	209070	HSPC065	0.472773422	C2 Down	202601_s_at	5833	MSC3B // LOC64	0.3200902	C2 Down	228241_s_at	154565	BCMP11	6.8178085	C3 Up	243956_s_at	5745	KIAA1345	3.9262510	C3 Up	
213992_s_at	1288	COL4A6	0.4170584	C2 Down	203320_s_at	1289	COL5A1	0.45177024	C2 Down	206226_s_at	8076	PAX2	0.3863951	C2 Down	201215_s_at	27019	DNA1	4.9550677	C3 Up	238824_s_at	---	---	3.103888	C3 Up
229170_s_at	118491	TTC18	0.4746717	C2 Down	241212_s_at	163702	IL2BRA	0.48699186	C2 Down	202690_s_at	477	ATP1A2	0.1797677	C2 Down	202030_s_at	79841	AGBL2	4.8889428	C3 Up	2046				

Gene ID	Entrez ID	Fold				Gene ID	Entrez ID	Fold				Gene ID	Entrez ID	Fold										
		SYMBOL	Change	Group	Group			SYMBOL	Change	Group	Group			SYMBOL	Change	Group	Group							
156803_at	8618	CADPS	1.1837286	C3 UP	205511_at	2626	GAT4	2.49604267	C3 UP	211011_at	---	---	2.2930422	C3 UP	229529_at	6843	TCF21	2.8050526	C3 UP	232944_at	79875	THSD4	2.7460129	C3 UP
207624_at	6103	RRGR	2.8962761	C3 UP	203171_at	2628	GATM	2.883995528	C3 UP	208780_at	7329	UBE2I	2.2135945	C3 UP	155234_at	20429	PRSS33	2.7259913	C3 UP	206843_at	23639	LAROC	2.0491129	C3 UP
204591_at	10752	CHL1	3.3702848	C3 UP	157689_at	4862	NPAS2	3.328182559	C3 UP	139170_WDR0B	139170	WDR0B	2.7563546	C3 UP	1560764_x	6145	PDE4D	2.5015559	C3 UP	244534_at	9512	PMPBC	2.0284895	C3 UP
240331_at	658	BMPRIIB	3.4472958	C3 UP	205567_at	8634	CHST11	2.586176107	C3 UP	120849_at	6583	GRAMD3	2.5233202	C3 UP	212096_x	57509	MTUS1	2.0515887	C3 UP	210136_at	4155	MBP	2.3131877	C3 UP
229050_at	84973	MGC16037	2.8637773	C3 UP	231212_x	3061	SLC40A1	2.823215849	C3 UP	207779_at	6595	RPB2BP	2.409284	C3 UP	227210_x	---	---	2.3177139	C3 UP	228807_at	343990	MGC42637	2.0411033	C3 UP
233249_at	66180	LOC647180	2.9997838	C3 UP	229757_at	9235	LOC82345	2.193261334	C3 UP	220591_x	80258	EHF2C	2.58257199	C3 UP	229085_at	116135	LRRRC3B	2.4082479	C3 UP	227455_at	84711	LOXL4	2.3391973	C3 UP
232950_at	8618	CADPS	2.7058579	C3 UP	225407_at	4145	MBP	2.368445425	C3 UP	219431_at	5734	TYTH1	2.6562756	C3 UP	230903_x	157695	C6orf42	2.0687382	C3 UP	22453_x	8784	TNFRSF18	2.3245899	C3 UP
229151_at	6563	SLC14A11	7.0212577	C3 UP	204990_x	3091	ITGB4	2.801766838	C3 UP	212913_at	6196	RPS3A2	2.2847337	C3 UP	156393_x	---	---	2.4072028	C3 UP	202833_x	5265	SERPINA1	2.1410956	C3 UP
229339_at	---	---	2.7520263	C3 UP	230733_x	3061	SLC40A1	3.025789538	C3 UP	228582_at	---	---	2.4991163	C3 UP	223520_at	10194	THS1	2.1005014	C3 UP	344387_at	---	---	2.4667156	C3 UP
206076_at	10233	LRRRC23	3.0044997	C3 UP	1554520_at	89876	C3orf15	2.373333969	C3 UP	209114_at	10103	TSPAN1	2.6605094	C3 UP	203407_at	5493	PPL	2.4426503	C3 UP	201941_at	1362	CPD	2.033029	C3 UP
200811_at	1153	CRBP	4.4879089	C3 UP	205680_at	4719	MMP10	4.462495545	C3 UP	225309_at	---	---	2.3009382	C3 UP	242088_at	54558	SPATA6	2.0548209	C3 UP	218840_x	3908	LAZM2	2.253717	C3 UP
227359_at	127700	C1orf102	2.6781007	C3 UP	1554919_x	7896	FLJ121062	2.62244031	C3 UP	229222_at	79611	FLJ21963	2.4420309	C3 UP	218857_x	80150	ASRL1	2.4633557	C3 UP	204470_x	2919	CXCL1	3.3268503	C3 UP
225299_at	4645	MYO8	2.7765309	C3 UP	1557390_x	4862	NPAS2	3.22113692	C3 UP	243023_at	---	---	2.3109696	C3 UP	1556364_x	---	---	2.5593737	C3 UP	228344_at	84460	ZMAT1	2.2111957	C3 UP
1559333_x	---	---	3.4150578	C3 UP	213369_at	92211	PCDH21	5.020573338	C3 UP	223044_at	30061	SLC40A1	2.4493298	C3 UP	23139_at	54715	A2BP1	4.3779847	C3 UP	229147_at	---	---	2.0564414	C3 UP
230281_at	123775	C16orf46	2.6789943	C3 UP	232696_at	648556	LOC64856	2.536646083	C3 UP	226506_at	79875	THSD4	2.6590156	C3 UP	201581_at	56255	TNXC13	2.201806	C3 UP	235044_at	116159	CYR1	2.3342039	C3 UP
230273_at	154313	C6orf165	2.7228532	C3 UP	211996_at	3021	H3F3B	2.399768882	C3 UP	222348_at	---	---	2.3983682	C3 UP	229035_at	69575	STK3	2.2115806	C3 UP	202936_x	6662	SORC2	2.3436745	C3 UP
209292_at	1400	C7	3.4631719	C3 UP	204011_x	10253	SPRY2	2.847639828	C3 UP	203408_x	6304	SATB1	2.4013904	C3 UP	222727_at	57475	PLEKH9A1	2.177861	C3 UP	229238_at	400666	LOC40586	2.087122	C3 UP
214235_at	3577	CYP3A5	3.4743256	C3 UP	201711_x	2027	EPBA1L2	2.459086113	C3 UP	228420_x	6447	K9F	2.2943988	C3 UP	211429_x	5265	SERPINA1	2.530073	C3 UP	209890_at	1008	TSPAN5	2.6139422	C3 UP
202992_at	730	C7	3.630745	C3 UP	203585_at	7739	ZNF185	2.759796403	C3 UP	206167_x	395	ARHGAP6	2.7870231	C3 UP	227345_at	8793	TNFRSF10C	2.0471789	C3 UP	219049_at	55790	CGN	2.2208103	C3 UP
230076_at	---	---	2.7390466	C3 UP	230616_at	---	---	2.420812406	C3 UP	226303_at	5239	PGM5	2.3845008	C3 UP	227202_at	1272	CNTN1	2.5614357	C3 UP	218211_x	79083	MLPH	2.0794982	C3 UP
239270_at	345557	PLCXD3	3.1889959	C3 UP	229435_at	169792	GLIS3	3.219320758	C3 UP	212596_at	881	CAS7	2.2081147	C3 UP	220266_at	8796	SECL	4.4707946	C3 UP	1555719_x	89876	C3orf15	2.0278199	C3 UP
209470_x	2823	GRAM6A	3.7118017	C3 UP	210612_x	8871	SYN2L	2.517246634	C3 UP	212826_at	8871	SYN2L	2.2844896	C3 UP	203763_at	51626	DYNCL11	2.0452442	C3 UP	221571_x	9518	GDF15	2.1595503	C3 UP
205443_x	5178	PEC3	4.1418167	C3 UP	220581_at	80129	C6orf87	2.610614843	C3 UP	208202_at	6717	SRI	2.24461334	C3 UP	212190_at	56270	SERPINE2	2.3689456	C3 UP	226671_at	---	---	2.0520871	C3 UP
242579_at	---	---	3.1431887	C3 UP	203240_at	8857	FCGBP	2.560292591	C3 UP	208262_at	10963	ADAM28	3.2691087	C3 UP	227188_at	59271	C21orf3	2.2608271	C3 UP	233083_x	---	---	2.000922	C3 UP
229603_at	166379	C1orf24	2.6289862	C3 UP	213369_at	92211	CND1A	1.02643816	C3 UP	219921_at	---	---	2.284783	C3 UP	222325_at	92126	C1orf4	2.4589022	C3 UP	236862_at	---	---	2.0274617	C3 UP
222871_at	58220	KLHDC8A	2.961779	C3 UP	215500_x	9077	DIRAS3	2.712868862	C3 UP	228946_at	21152	POZD6	2.2441516	C3 UP	236699_at	5270	SERPINE2	2.1483982	C3 UP	240885_at	---	---	2.1154404	C3 UP
237020_at	257082	TMEM146	3.19149	C3 UP	208525_at	10260	RIBC2	2.672441414	C3 UP	235827_at	10989	TSPAN5	2.5063837	C3 UP	205990_x	7474	WNT5A	2.1866857	C3 UP	235746_x	22925	PLA2R1	2.2483745	C3 UP
201925_at	1604	CDS5	3.5426911	C3 UP	202990_at	6137	RPL13	2.533432528	C3 UP	205703_at	1040	CDS1	2.3175788	C3 UP	236013_at	777	CACNA1E	2.3564699	C3 UP	204026_at	79025	C3orf195	2.1942302	C3 UP
229659_at	25817	FAM19A5	2.85057	C3 UP	222613_at	23227	MAST4	2.408662515	C3 UP	201926_x	1604	CDS5	2.8234442	C3 UP	239992_at	115677	NOSTRIN	2.2625022	C3 UP	206803_at	3574	EL7	2.1253012	C3 UP
222271_at	---	---	3.80322	C3 UP	219871_at	79667	FLJ13197	2.48899352	C3 UP	205977_at	164832	LCNRF2	2.5576226	C3 UP	1566040_x	653316	LOC653316	2.7768197	C3 UP	1559706_at	64833	ROSF	2.1571723	C3 UP
219667_x	55024	BANK1	2.7838364	C3 UP	209443_at	15104	SERPNA5	2.645765224	C3 UP	227562_at	---	---	2.1245169	C3 UP	218086_at	56854	NPDC1	2.0906981	C3 UP	1560049_at	10059	CGUGP2	2.0561881	C3 UP
1554141_x	79819	WDR78	2.8043238	C3 UP	227450_at	12106	PCDH4	2.687849731	C3 UP	238917_x	25854	DKFZP564J102	2.4433018	C3 UP	238917_x	151827	LRRRC3A	2.3738556	C3 UP	1561195_at	7107	GPR123	2.2566959	C3 UP
218963_x	25984	KRT23	3.4389514	C3 UP	228504_at	---	---	3.257828379	C3 UP	228950_at	---	---	2.1912409	C3 UP	1556277_x	285736	FLJ35700	3.1977751	C3 UP	226866_at	64582	GPCR2	2.0820238	C3 UP
204288_x	8470	SORBS2	2.7967212	C3 UP	203461_x	8727	C1TNAL1	2.313882967	C3 UP	205071_at	6584	SLC22A5	2.1017156	C3 UP	218764_at	5883	PKRICH	2.1633302	C3 UP	221185_x	84223	ICQ5	2.1672395	C3 UP
220168_at	85259	CASC1	3.1761462	C3 UP	228125_at	8650	SLC8A3	2.642143248	C3 UP	225564_at	22178	SPATA13	2.2180016	C3 UP	209740_x	8228	PNPLA4	2.0234939	C3 UP	220520_x	54830	RPL13-383K	2.2090843	C3 UP
219632_at	29685	SLC27A6	3.1189028	C3 UP	228303_at	---	---	2.85493334	C3 UP	229245_x	169792	GLIS3	2.9600831	C3 UP	229245_x	22874	PLEKHA6	2.0597094	C3 UP	202149_x	4739	NEEDN	2.2160019	C3 UP
204011_at	3743	KNKN4	3.0502062	C3 UP	204627_x	3690	ITGB3	3.267757542	C3 UP	202778_at	157995	C6orf42	2.1915424	C3 UP	214748_at	88523	RP11-298P1	2.03668	C3 UP	209894_at	3693	LEPR	2.2672735	C3 UP
243198_at	37618	TEX9	2.6979382	C3 UP	212738_at	5048	C16orf45	2.386300591	C3 UP	222221_at	---	---	2.2712091	C3 UP	239038_at	---	---	2.1373669	C3 UP	232318_x	121838	LOC121838	2.5887786	C3 UP
238625_at	199920	C1orf168	4.0816909	C3 UP	204525_x	11138	TBC1D20	2.37586032	C3 UP	225283_at	91947	ARRDC4	2.3412522	C3 UP	231311_at	---	---	2.2923021	C3 UP	242767_at	6167	RPL37L	2.0256172	C3 UP
218876_at	56521	DNAJC12	7.4882532	C3 UP	242662_at	5046	PCSK6	2.597324399	C3 UP	227820_x	5076	PAX2	2.7324191	C3 UP	207850_x	148170	CDCA2EFS	2.3814567	C3 UP	242734_at	55959	SULF2	2.2906826	C3 UP
235273_at	161582	DYX1C1	2.9339627	C3 UP	235874_x	161881	PRSS35	2.183487938	C3 UP	227605_at	---	---	2.1239187	C3 UP	243016_at	7298	TYMS	2.1850139	C3 UP	209184_x	8660	IRS2	2.0064186	C3 UP
218966_at	56930	MYO6C	2.4600933	C3 UP	40284_at	3170	FOXA2	2.648990928	C3 UP	219697_at	54970	TTG12	2.1170869	C3 UP	230088_x	5178	PEC3	2.5440445	C3 UP	210021_x	10009	CNTN	2.2826763	C3 UP
205856_at	6563	SLC14A11	7.4023296	C3 UP	207671_x	23224	SYNE2	2.672493795	C3 UP	227724_x	5588	STGALNALC1	3.6546023	C3 UP	230979_at									

Fold				Fold				Fold				Fold							
Gene ID	Entrez ID	SYMBOL	Change	Group	Gene ID	Entrez ID	SYMBOL	Change	Group	Gene ID	Entrez ID	SYMBOL	Change	Group	Gene ID	Entrez ID	SYMBOL	Change	Group
227259_at	51111	SUVA20H1	0.478836	C3 Down	211634_x_at	3507	IGHM	1.03730106	C3 Down	1525915_s_at	6666	SLC16A1	0.432293	C3 Down	209324_s_a	6004	RGS16	0.4369343	C3 Down
222838_at	57223	SLAMF7	0.183726	C3 Down	226900_at	85460	KIAA1729	0.464787466	C3 Down	227019_at	400793	FLJ13137	0.411113	C3 Down	206666_at	3003	GZMK	0.290551	C3 Down
201997_at	28227	PHGDH	0.4353317	C3 Down	201997_at	65191	LOC65191	1.01542326	C3 Down	215029_at	40676	SOX11	0.14689	C3 Down	215029_at	---	---	0.4807069	C3 Down
229100_at	200933	FBXO45	0.4453987	C3 Down	214972_x_at	3495	IGHD	1.138226316	C3 Down	211765_x_at	3300	COL12A1	0.2794262	C3 Down	233890_at	861	RUNX1	0.3483904	C3 Down
204128_x_at	5983	RFC3	0.4772505	C3 Down	219228_x_at	890	CNAC2	0.461937569	C3 Down	203072_x_at	3493	IGHA1 // IGHC1 /	---	---	---	---	---	0.4261038	C3 Down
226474_at	84166	NOD27	0.3568487	C3 Down	213336_at	28907	RIS1	0.207985862	C3 Down	227286_at	148523	C1orf51	0.4820843	C3 Down	201720_s_a	7805	LAPTM5	0.4588443	C3 Down
20234_at	6566	SLC16A1	0.4303535	C3 Down	212522_at	49079	ANKRD27	0.469374835	C3 Down	204437_x_at	24238	FOLR1	0.3410961	C3 Down	202965_s_a	2348	FOLR1	0.3410961	C3 Down
215096_at	2146	EZHO2	0.4620433	C3 Down	208170_x_at	8305	HIST1H4H	0.294172828	C3 Down	205485_at	6261	RVRI1	0.3028177	C3 Down	223121_s_a	6423	SFRP2	0.1244877	C3 Down
223452_s_at	29223	DKF3P64J086	0.4317091	C3 Down	201150_x_at	7078	TPM3	0.233956569	C3 Down	225954_s_at	9182	COL23A1	0.3818181	C3 Down	206554_s_at	---	---	0.2350581	C3 Down
209052_s_at	7468	WHSC1	0.4272534	C3 Down	221521_s_at	51699	GINS2	0.475788001	C3 Down	201298_at	8352	SDC1	0.3916448	C3 Down	1863473_at	20051	PPP1R16B	0.4859782	C3 Down
206082_at	---	---	0.3494421	C3 Down	203396_at	---	---	0.462647807	C3 Down	202626_s_at	7453	WARS	0.4888181	C3 Down	217165_x_a	4494	MTIF	0.4253019	C3 Down
203889_at	7029	TFDP2	0.4453205	C3 Down	202976_x_at	---	---	0.362675159	C3 Down	202626_s_at	5537	FINN	0.4862027	C3 Down	235700_at	158852	RP13-363D3	0.0366003	C3 Down
203276_at	4001	LMBN1	0.4404852	C3 Down	203551_x_at	6546	SLC8A1	0.382030353	C3 Down	213689_x_at	6125	RPL5	0.4214984	C3 Down	224240_s_a	56477	CCL28	0.4305194	C3 Down
211637_x_at	90526	LOC90526	0.0829214	C3 Down	209955_s_at	2191	FAP	0.162820155	C3 Down	204748_x_at	4495	MT1G	0.3567122	C3 Down	204748_x_a	4610	MYCL1	0.4066267	C3 Down
224069_at	57153	SLC44A2	0.4991721	C3 Down	214505_x_at	2273	FHL1	0.432778182	C3 Down	214702_x_at	2335	FN1	0.2517018	C3 Down	242828_at	55137	FIGN	0.3078047	C3 Down
209374_s_at	3507	IGHM	0.0852761	C3 Down	200935_x_at	6004	RGS16	0.420155266	C3 Down	210791_x_at	8638	OASL	0.4739259	C3 Down	224521_s_a	84318	CDCDC77	0.4876046	C3 Down
222848_at	64105	KFSC41	0.4228624	C3 Down	227930_s_at	84333	PCGF5	0.485472014	C3 Down	219865_at	51191	HERC5	0.4334705	C3 Down	206448_x_a	948	CD36	0.2195881	C3 Down
205542_at	20872	STEAP1	0.3563032	C3 Down	204416_x_at	341	APOC1	0.409434849	C3 Down	202550_x_at	4584	NOTO3	0.4679458	C3 Down	211641_x_a	---	---	0.279692	C3 Down
203417_at	4237	MFAP2	0.2602074	C3 Down	203518_at	11005	SPFN5	0.405379163	C3 Down	227249_at	54820	NDE1	0.4535963	C3 Down	1562169_at	---	---	0.2913557	C3 Down
207426_x_at	7292	TNFSF4	0.3065555	C3 Down	210854_x_at	6535	SLC6A8	0.428129961	C3 Down	210915_x_at	28588	TBRV19 // TRBC	0.2785455	C3 Down	209555_s_a	948	CD36	0.2331289	C3 Down
213996_at	29799	YPEL1	0.4545434	C3 Down	202675_x_at	139818	DOCK11	0.35527348	C3 Down	209705_at	26002	MOXD1	0.2244442	C3 Down	220271_x_a	---	---	0.2203318	C3 Down
210513_x_at	7422	VEGF	0.4036955	C3 Down	217206_x_at	1738	DLCL1	0.461512991	C3 Down	202436_x_at	1545	CYP18B	0.3445936	C3 Down	209754_s_a	7112	TMPO	0.4830015	C3 Down
218350_x_at	51053	GMMN	0.4579117	C3 Down	2234231_at	26996	GRP160	0.322076216	C3 Down	218985_x_at	79847	C1orf108	0.4820535	C3 Down	211902_x_a	6955	TRAB7	0.4721178	C3 Down
210572_x_at	28517	TRAB7 // TRDV	0.3385505	C3 Down	203666_at	6387	CXCL12	0.30169357	C3 Down	222625_at	115362	GP8B	0.3410309	C3 Down	208962_s_a	3992	FADS1	0.4178145	C3 Down
206715_at	22797	TFC	0.2888682	C3 Down	219551_x_at	58490	EAF2	0.461718539	C3 Down	204891_x_at	5734	PTEGFR4	0.3972073	C3 Down	211908_x_a	---	---	0.2174953	C3 Down
218469_at	28586	GXM1	0.1074482	C3 Down	203382_x_at	348	APDE	0.421186325	C3 Down	235111_at	49143	CHAC2	0.4930236	C3 Down	205306_x_a	8564	KMO	0.4374191	C3 Down
230865_at	167410	LK1	0.264089	C3 Down	203955_s_at	26	ABP1	0.286255688	C3 Down	226181_at	6515	SLC2A3	0.4131221	C3 Down	204940_at	3500	PLN	0.4951653	C3 Down
209168_at	2824	QPM6B	0.4833663	C3 Down	219398_x_at	58333	SLAMF8	0.425507439	C3 Down	210133_x_at	9474	SHOX2	0.4618148	C3 Down	210546_x_a	1485	CTAC1B //	0.1185603	C3 Down
210895_s_at	942	CDN6	0.4461012	C3 Down	223122_x_at	5423	SFRP2	0.130954976	C3 Down	202623_at	1016	HDHX2	0.3196547	C3 Down	204273_x_a	1910	EDNRA8	0.4820729	C3 Down
220332_at	16886	CLDN16	0.3116664	C3 Down	211004_x_at	4973	CLR1	0.458977833	C3 Down	211343_s_at	1305	COL13A1	0.4904964	C3 Down	227140_at	---	---	0.2385536	C3 Down
207030_x_at	1466	CSRP2	0.4427497	C3 Down	232960_at	51311	TLR8	0.438995783	C3 Down	224971_at	7069	TRSP	0.4650986	C3 Down	211696_x_a	3043	HBB	0.4844413	C3 Down
155715_at	---	---	0.2840222	C3 Down	203039_at	---	---	0.497125237	C3 Down	241262_at	---	---	0.400343	C3 Down	158411_at	93556	C3orf5	0.4040721	C3 Down
226311_at	---	---	0.2950018	C3 Down	235681_at	---	---	0.497913567	C3 Down	202828_at	---	---	0.4270404	C3 Down	211748_x_a	5730	PTGDS	0.4151314	C3 Down
210152_at	11006	LLRB4	0.4973884	C3 Down	222612_at	79191	IRX3	0.325827892	C3 Down	227076_x_at	---	---	0.2202624	C3 Down	210602_x_a	1004	CDH6	0.4097266	C3 Down
209685_s_at	5579	PRKCB1	0.4695637	C3 Down	213888_x_at	80432	TRAF3P13	0.453480871	C3 Down	234034_at	27945	KCNMB4	0.4471159	C3 Down	235795_at	5080	PANX6	0.4927272	C3 Down
20945_s_at	9118	INA	0.3292717	C3 Down	214051_at	26055	GSG3	0.486633819	C3 Down	219193_at	7343	C2orf39	0.44011494	C3 Down	235229_at	---	---	0.4352547	C3 Down
203880_at	2167	FABP4	0.4040001	C3 Down	225710_at	---	---	0.493641619	C3 Down	213566_at	116039	SPR2	0.470122	C3 Down	241672_at	400120	LOC400120	0.4823898	C3 Down
236293_at	399	RHOH	0.4205665	C3 Down	155556_s_at	64581	CLEC7A	0.434964216	C3 Down	200373_at	5745	ZIC1	0.2077433	C3 Down	213147_at	3206	HGX10A	0.4983249	C3 Down
205433_at	590	ICHE1	0.289516	C3 Down	211339_x_at	3270	ITK	0.457705782	C3 Down	228262_at	256714	RP11-393H10.2	0.4309648	C3 Down	228017_s_a	12814	C2orf58	0.4118032	C3 Down
235629_at	2335	FN1	0.301092	C3 Down	210511_s_at	3624	IRX4	0.251766818	C3 Down	204421_s_at	58885	LMO3	0.2872041	C3 Down	204463_s_a	1909	EDNRA	0.4869871	C3 Down
39969_at	10875	CSPC5	0.4605754	C3 Down	210233_at	3556	ILIRAP	0.467392737	C3 Down	214023_x_at	347733	TUBB2B	0.1392873	C3 Down	165715_x_a	7545	ZIC1	0.3985732	C3 Down
218870_at	56843	ARHGAP15	0.4625654	C3 Down	204894_x_at	8639	AOC3	0.4806447	C3 Down	228596_at	57628	DPH10	0.2518967	C3 Down	212713_at	4299	MFAP4	0.4467009	C3 Down
227230_x_at	57482	KIAA1211	0.4304261	C3 Down	210072_x_at	6383	CCL19	0.307118913	C3 Down	10395	ITGBL1	0.3999758	C3 Down	214587_at	1235	COLB4	0.4045621	C3 Down	
220918_at	80215	C2orf6	0.4846592	C3 Down	202363_at	6695	SPOCK1	0.264167971	C3 Down	207651_at	29909	GRP117	0.4982841	C3 Down	214927_at	9358	ITGBL1	0.4195808	C3 Down
219655_at	79783	C7orf10	0.3667184	C3 Down	218260_x_at	58603	GMAP7	0.371282445	C3 Down	204372_at	186037	GMAP7	0.4987002	C3 Down	223914_s_a	54843	SYTL2	0.4989853	C3 Down
236225_x_at	---	---	0.3005173	C3 Down	203496_x_at	2066	ERBB4	0.437981269	C3 Down	204773_at	2690	IL1RA	0.4720979	C3 Down	204393_x_a	55	ACPP	0.4333868	C3 Down
212730_at	23336	DMN	0.4524772	C3 Down	213648_at	---	---	0.498764463	C3 Down	213322_at	3545	PNRL3	0.4302929	C3 Down	203296_x_a	477	ATP1A2	0.1455738	C3 Down
205066_at	3730	KAL1	0.3748377	C3 Down	1554918_x_at	10257	ABCC4	0.498220817	C3 Down	237056_x_at	6540	SLC6A3	0.2312429	C3 Down	239443_at	45130	PCDH8	0.4083328	C3 Down
213169_at	---	---	0.4487101	C3 Down	232623_at	84466	MIEF10	0.231256465	C3 Down	20342_x_at	151887	CDCD80	0.3211201	C3 Down	204580_at	5231	MP12	0.2307405	C3 Down
200566_x_at	6846	XCL2	0.4188327	C3 Down	203832_at	28313	TDRNA	0.432584706	C3 Down	209905_at	3205	HDXA9	0.3025991	C3 Down	234941_at	5069	PAPPA	0.4906411	C3 Down
233550_at	55286	C1orf19	0.458845	C3 Down	227467_at	15706	RDI10	0.438957438	C3 Down	227952_at	15269	ZNF595	0.3152324	C3 Down	223822_at	55061	SUSD4	0.4978902	C3 Down
222245_at	25818	KLK5	0.3394306	C3 Down	205713_s_at	1311	COMP	0.351071981	C3 Down	225521_at	3200	HOXA3	0.4649095	C3 Down	226198_at	---	---	0.4335885	C3 Down
209220_at	2719	GPC3	0.2171034	C3 Down	207173_at	56129	PCDH87	0.396828399	C3 Down	204614_at	5055	SERPENB2	0.2708463	C3 Down	229622_at	1			

Fold				Fold				Fold				Fold												
Gene ID	Entrez ID	SYMBOL	Change	Gene ID	Entrez ID	SYMBOL	Change	Gene ID	Entrez ID	SYMBOL	Change	Gene ID	Entrez ID	SYMBOL	Change									
242127_at	163702	IL2BR	0.3724521	C3 Down	218232_at	712	C10A	0.4964174	C3 Down	211674_at	1485	CTACTB # CTAC	0.094121	C3 Down	205728_at	---	---	0.273727	C3 Down	205319_at	8000	PSCA	2.1788379	C4 Up
23110_at	---	---	0.3003177	C3 Down	213181_at	5679	CACNA2D3	0.496128748	C3 Down	228018_at	12414	C20orf58	0.4281746	C3 Down	242940_x_at	1750	DLX6	0.4237667	C3 Down	207910_at	10648	SOXB1	2.1592091	C4 Up
156949_f	1580	CYP4B1	0.3523739	C3 Down	215783_s	5788	PTPRC	0.40265057	C3 Down	212670_at	8969	HIST1H2AG	0.4869655	C3 Down	212670_at	2000	ELN	0.4823223	C3 Down	205725_at	7356	SOXB1A1	9.5009841	C4 Up
212859_x_at	4063	MT1E	0.4413314	C3 Down	229723_at	117289	TAGAP	0.4712593	C3 Down	204027_at	3158	HMGCS2	0.4789497	C3 Down	229836_at	2676	GFR3A3	0.4643053	C3 Down	213060_x_at	1117	CHIL2	2.2634337	C4 Up
228776_at	10522	GJA7	0.4376204	C3 Down	219782_s	5788	PTPRC	0.41811858	C3 Down	212131_x	5730	PTGDS	0.4098913	C3 Down	214390_x	566	BCAT1	0.3898951	C3 Down	208488_x	276	AMY1A #	2.3135660	C4 Up
202957_at	3059	HCL51	0.4812718	C3 Down	202988_x	5996	RGS1	0.406825138	C3 Down	227642_at	29842	TCFCD1	0.4629433	C3 Down	226336_at	139065	SILTRKA	0.4705777	C3 Down	207194_x	3366	ICAM1	2.490011	C4 Up
222278_at	2706	GJB2	0.2794937	C3 Down	220800_x	150519	FLJ34248	0.439843439	C3 Down	217062_at	3620	INDO1	0.4203074	C3 Down	211655_at	3035	IGLB3	0.4611669	C3 Down	203718_at	9204	SOXB3A1	3.4553197	C4 Up
231725_at	56133	PCDH8	0.4571033	C3 Down	206701_x	1919	EDNRB	0.473155268	C3 Down	217342_x	1214	EVH2	0.4834149	C3 Down	203878_x	4320	MMP11	0.3952584	C3 Down	223316_at	8343	CDC33	2.087004	C4 Up
202591_at	4922	NTS	0.0791223	C3 Down	218806_x	18451	VAV3	0.281538966	C3 Down	217170_at	2190	COLA2	0.302976	C3 Down	203450_x	1513	CTSK	0.3824918	C3 Down	243037_at	644571	FLJ18734	2.1918137	C4 Up
224384_at	84419	C15orf48	0.4752166	C3 Down	206545_at	10388	SYCP2	0.356643295	C3 Down	202620_s	5054	SERPINE1	0.3039183	C3 Down	21597_x	---	---	0.4963094	C3 Down	205432_at	5016	OVGP1	2.892482	C4 Up
211071_x	10962	MLL11	0.4187945	C3 Down	205422_x	9358	TGFB1	0.397350801	C3 Down	235843_at	389698	SP5	0.4007191	C3 Down	226223_at	84417	ECRCA	0.4003717	C3 Down	1584712_x	21970	GLYATL2	1.4078023	C4 Up
210503_at	4210	MAGEA11	0.2021985	C3 Down	201956_s	249	ALPL	0.407257777	C3 Down	202741_at	143662	MUC15	0.39995757	C3 Down	207325_x	4100	MAGEA1	0.3799615	C3 Down	226067_at	92747	COR11A	11.880203	C4 Up
238852_at	5396	PRRX1	0.3680868	C3 Down	203836_s	5105	PKC1	0.227771491	C3 Down	204836_at	2731	GLDC	0.4482856	C3 Down	206018_at	2290	FOXC1B	1.903319	C3 Down	205854_at	722	C4BP1	2.063821	C4 Up
204620_s	1462	CSPC2	0.1507241	C4 Down	201261_x	633	BGN	0.318283943	C4 Down	202627_at	8483	CLP	0.2481427	C4 Down	201150_x	2408	TMP3	0.3051953	C4 Down	214587_at	1295	COL8A1	0.4692441	C4 Down
221731_x	1462	CSPC2	0.1470387	C4 Down	229802_at	---	---	0.273052272	C4 Down	203753_at	6925	TCF4	0.4934546	C4 Down	239286_at	---	---	0.4167815	C4 Down	202499_x	6515	SLC2A3	0.4081991	C4 Down
201069_at	4313	MMP2	0.1934868	C4 Down	219179_at	51339	DACT1	0.294027856	C4 Down	233550_s	5899	SULF2	0.3949447	C4 Down	238852_at	5396	PRRX1	0.3789773	C4 Down	202198_s	2122	DKK3	0.4657991	C4 Down
204619_x	1462	CSPC2	0.1256661	C4 Down	203498_at	10231	DISCR11	0.383253912	C4 Down	22484_s	947	COL1A	0.1880887	C4 Down	213624_at	1924	SMPL3A	0.4142222	C4 Down	220922_x	84168	ANXRA1	0.4715402	C4 Down
215446_x	1462	CSPC2	0.1317483	C4 Down	203617_at	---	---	0.299292762	C4 Down	203610_at	12114	EMILIN1	0.3021111	C4 Down	206330_at	29000	HOMTES-1	0.4857709	C4 Down	204204_at	1318	SLC12A2	0.4825275	C4 Down
202766_s	2200	FBN1	0.1772783	C4 Down	210511_x	3624	RHBBA	0.140381794	C4 Down	228822_at	---	---	0.3960228	C4 Down	215016_x	667	DST	0.4871885	C4 Down	226435_at	89932	PAPLN	0.4339033	C4 Down
227070_at	83468	GLT8D	0.1886966	C4 Down	204051_s	6424	SFRP4	0.175391727	C4 Down	229333_at	---	---	0.3888184	C4 Down	214043_at	5789	PTPRD	0.2902737	C4 Down	228658_at	150271	LOC150271	0.3002182	C4 Down
211571_x	1462	CSPC2	0.1409593	C4 Down	203042	32022	PALLD	0.397451897	C4 Down	202414_at	7280	TUBB2A	0.4171848	C4 Down	209687_at	6387	CXCL12	0.3887432	C4 Down	203966_at	6387	CXCL12	0.3750761	C4 Down
226695_at	5396	PRRX1	0.1320329	C4 Down	202996_s	1292	COL6A2	0.28993702	C4 Down	226103_at	91624	NEXN	0.3442033	C4 Down	233935_at	10186	LHFP	0.4044407	C4 Down	1570105_at	50015	CHST11	0.4548801	C4 Down
225881_at	115908	CHTRC1	0.1633229	C4 Down	201668_s	4054	MARCKS	0.484237868	C4 Down	202627_at	---	---	0.4221934	C4 Down	214696_at	84981	MGC14376	0.4871455	C4 Down	225700_at	253827	MSRB3	0.4988887	C4 Down
212488_at	1289	COL5A1	0.1486648	C4 Down	209110_s	7846	TUBA3	0.451300119	C4 Down	232321_at	---	---	0.3281103	C4 Down	211688_x	5328	PLAU	0.2983734	C4 Down	202179_s	1001	DAB2	0.4975634	C4 Down
219111_x	2115	ETV1	0.1947894	C4 Down	201979_at	8423	SFRP2	0.0531398	C4 Down	235821_at	---	---	0.35451	C4 Down	203708_at	144165	PRICKLE1	0.4154893	C4 Down	204847_at	5734	PTGER4	0.4187311	C4 Down
213139_at	6951	SNA2	0.2102199	C4 Down	213001_at	23452	ANGPTL2	0.331187352	C4 Down	218002_x	847	CXCL14	0.1887063	C4 Down	232914_s	54843	SYTL2	0.3952903	C4 Down	204682_at	4053	LTPB2	0.4886653	C4 Down
221729_at	1290	COL5A2	0.1847905	C4 Down	203131_at	516	PDGFR1A	0.320085321	C4 Down	203939_at	9507	NTSE	0.3402762	C4 Down	209365_s	1893	ECM1	0.3832861	C4 Down	203876_s	4320	MMP11	0.2033054	C4 Down
202210_x	1277	COL1A1	0.2314652	C4 Down	203313_at	2200	FBN1	0.251594758	C4 Down	205559_s	9125	PCSK5	0.3874899	C4 Down	206025_s	7130	TNFAIP6	0.2863495	C4 Down	225864_at	1303	COL1A1	0.3716714	C4 Down
202310_x	1290	COL5A2	0.1435606	C4 Down	213135_at	2693	OLFML2B	0.254391946	C4 Down	215243_at	5124	NEXN	0.3490006	C4 Down	155574_x	6876	TAGLN	0.4058488	C4 Down	231130_at	51661	FKBP7	0.855103	C4 Down
201852_x	1281	COL3A1	0.2032578	C4 Down	203570_at	4610	LOXL1	0.335888994	C4 Down	217764_s	11031	RAB31	0.3956693	C4 Down	213790_at	---	---	0.2048436	C4 Down	212081_at	23136	EPH1A3	0.4485269	C4 Down
201792_at	166	ABEP1	0.2158741	C4 Down	205880_at	5887	PRKDI1	0.401935797	C4 Down	218466_s	26885	GREM1	0.1147342	C4 Down	228387_at	115701	ALPK2	0.2965753	C4 Down	1568705_at	5054	SERPINE1	0.3042283	C4 Down
202450_s	1513	CTSK	0.1446779	C4 Down	201075_s	7057	THBS1	0.268786706	C4 Down	209447_at	23345	SYNE1	0.4073708	C4 Down	228396_at	---	---	0.3977193	C4 Down	227200_at	38873	TNEM19	0.4242847	C4 Down
202283_at	5176	SERPINF1	0.1956499	C4 Down	202996_s	14071	LOXL2	0.319844833	C4 Down	228066_at	144165	PRICKLE1	0.3848162	C4 Down	205713_x	1311	COMP	0.1320223	C4 Down	210220_at	2335	FZD2	0.4701278	C4 Down
225442_x	151887	CCDC88	0.1415002	C4 Down	212423_at	21854	C10orf56	0.38585547	C4 Down	228055_at	0.343529	---	0.343529	C4 Down	212254_x	667	DST	0.4849097	C4 Down	1588199_at	2335	FN1	0.3008723	C4 Down
210767_x	1281	COL3A1	0.2688362	C4 Down	209007_x	23022	PALLD	0.398198829	C4 Down	203898_x	2149	FR	0.4597068	C4 Down	228821_at	---	---	0.2884675	C4 Down	212091_s	1291	COL6A1	0.4911083	C4 Down
202995_x	2192	FBN1	0.2202622	C4 Down	204829_s	54829	ASPN	0.103083034	C4 Down	204129_at	831	CYR61	0.3620947	C4 Down	224772_at	89796	NAV1	0.4973941	C4 Down	206710_s	23136	EPH1A3	0.4112627	C4 Down
211161_x	1281	COL3A1	0.2450912	C4 Down	227566_s	50683	HNT	0.113068315	C4 Down	204451_at	8321	FZD1	0.4100388	C4 Down	228481_at	10631	POSTN	0.2300582	C4 Down	204570_at	1346	COX1A1	0.4886273	C4 Down
210139_x	5376	PMP22	0.3143348	C4 Down	201713_at	1090	CDH11	0.30627289	C4 Down	202622_at	5127	PDGFR	0.3938848	C4 Down	210721_x	10962	MLL11	0.4053071	C4 Down	21734_at	57333	CNKX1	0.4997273	C4 Down
212489_at	1289	COL5A1	0.1559199	C4 Down	203933_at	7434	DCN	0.274413216	C4 Down	217762_x	11031	RAB31	0.3913987	C4 Down	228142_at	10110	GLP1R1	0.42429	C4 Down	1555278_x	51338	MS4A4	0.3976188	C4 Down
223122_x	6423	SFRP2	0.0329494	C4 Down	213933_at	1639	THBS1	0.273832969	C4 Down	202749_at	---	---	0.3384528	C4 Down	203749_at	4675	NAP1L3	0.4298968	C4 Down	204943_at	387194	TNEM46	0.2897105	C4 Down
202211_x	1277	COL1A1	0.2054408	C4 Down	211896_s	1634	DCN	0.282211692	C4 Down	203878_s	4320	MMP11	0.1967883	C4 Down	233690_at	861	RUNX1	0.3144891	C4 Down	229800_at	9201	DCAMK1L	0.3962176	C4 Down
212667_at	6678	SPARC	0.2523299	C4 Down	228961_at	639	PRDM1	0.340661476	C4 Down	222101_s	8648	CHS1	0.4717008	C4 Down	219134_at	64123	ELTD1	0.4662966	C4 Down	201671_x	800	CALD1	0.4832204	C4 Down
200665_s	6678	SPARC	0.3148632	C4 Down	202961_s	358845	FAM101B	0.453359151	C4 Down	202518_s	8412	DMSH	0.3021045	C4 Down	202628_x	5054	SERPINE1	0.2605907	C4 Down	204719_at	10351	ABGAB	0.2874029	C4 Down
210809_x	10631	POSTN	0.0793329	C4 Down	226814_at	5699	ADAMTS9	0.326365897	C4 Down	233601_at	18114	BICC1	0.3879504	C4 Down	205843_at	6999	TDO2	0.188019	C4 Down	218729_at	56925	LXN	0.4816355	C4 Down
211719_x	2335	FN1	0.2336647	C4 Down	201356_s1	5015	CHST11	0.413365511	C4 Down	201051_x	10212	COL4A1	0.4584568	C4 Down	219410_at	50576	TMEM54	0.4844728	C4 Down	209555_x	848	CD36	0.2148171	C4 Down
227140_at	---	---	0.0915302	C4 Down	225461_at	127286	FRMD6	0.361351214	C4 Down	203695_s	1687	DFNA5	0.4372298	C4 Down	205479_x	5328	PLAU	0.3108775	C4 Down	204891_s	3932	LOC1	0.3882204	C4 Down
200383_at	7058	THBS2	0.1199723	C4 Down	221541_at	87316	CRISPLD2	0.21070247	C4 Down	201051_x	1057	THBS1	0.3328284	C4 Down	2050381_at	10234	LRRIC17	0.4325955	C4 Down	218300_at	23661	NALP1	0.4545971	C4 Down
216442_x	2335	FN1	0.2303635	C4 Down	201110_x	7057	THBS1	0.282508844</																

Fold					Fold					Fold					Fold									
Gene ID	Entrez ID	SYMBOL	Change	Group	Gene ID	Entrez ID	SYMBOL	Change	Group	Gene ID	Entrez ID	SYMBOL	Change	Group	Gene ID	Entrez ID	SYMBOL	Change	Group					
224386_x_at	54829	ASPN	0.2705327	C4 Down	204834_x_at	10875	FLG2	0.4808022	C4 Down	21164_x_at	651961	LOC651961	0.3361199	C4 Down	24262_x_at	---	---	0.4943776	C4 Down	1565595_x_at	28968	SLCG16A	4.192894	C5 Up
204884_x_at	8639	AOC3	0.4075469	C4 Down	210664_x_at	7035	TFPI	0.47357217	C4 Down	229612_x_at	---	---	0.3196287	C4 Down	21908_x_at	---	---	0.3936779	C4 Down	206893_x_at	6299	SALL1	6.95591	C5 Up
204336_x_at	1545	CYP11B1	0.348434	C4 Down	222722_x_at	4969	OGN	0.37834497	C4 Down	228824_x_at	119587	CPXM2	0.4632123	C4 Down	228780_x_at	---	---	0.0989328	C4 Down	228523_x_at	34079	NANOS1	3.125641	C5 Up
34210_x_at	1043	CDS2	0.2808006	C4 Down	227266_x_at	2533	FYB	0.391202437	C4 Down	209924_x_at	6362	COL18	0.3849984	C4 Down	204379_x_at	2261	FGFR3	0.413743	C4 Down	240117_x_at	84467	FBN3	3.116812	C5 Up
201124_x_at	3693	ITGB8	0.4838866	C4 Down	208349_x_at	83439	TCF7L1	0.48328017	C4 Down	207811_x_at	28831	IGLJ3	0.3181536	C4 Down	225667_x_at	---	---	0.4319641	C4 Down	210220_x_at	2335	FZD2	3.2884716	C5 Up
213874_x_at	57188	ADAMTSL3	0.4588831	C4 Down	228792_x_at	7373	COL1A1	0.323821692	C4 Down	214777_x_at	---	---	0.2742398	C4 Down	214444_x_at	3040	HBA2	0.496975	C4 Down	233306_x_at	80816	KIAA1113	4.0270588	C5 Up
217996_x_at	22822	PHLDA1	0.4190666	C4 Down	203643_x_at	9332	CD163	0.423936054	C4 Down	214770_x_at	---	---	0.3865204	C4 Down	217495_x_at	3538	IGLC2	0.4910392	C4 Down	213283_x_at	6297	SALL2	2.9783911	C5 Up
229077_x_at	47344	GIMAP7	0.4740441	C4 Down	202626_x_at	197350	NOD3	0.458776423	C4 Down	211637_x_at	90925	LOC90925	0.2520845	C4 Down	215949_x_at	3507	IGHM // LO	0.4953191	C4 Down	205472_x_at	1602	DACH1	3.9964577	C5 Up
212853_x_at	23213	SULF1	0.3571057	C4 Down	228836_x_at	27119	HLAHL8	0.467176759	C4 Down	21442_x_at	3635	IGL@	0.3901249	C4 Down	216412_x_at	---	---	0.4787657	C4 Down	231310_x_at	---	---	0.4175387	C5 Up
219602_x_at	63895	FAM3B8	0.3533757	C4 Down	219890_x_at	80206	FHOD3	0.451481939	C4 Down	205332_x_at	1236	CCR7	0.4689782	C4 Down	213197_x_at	460	ASTN1	0.4810259	C4 Down	1569940_x_at	28968	SLCG16A	3.4793767	C5 Up
205907_x_at	4958	OMD	0.2620112	C4 Down	201286_x_at	6382	SDCI1	0.49892488	C4 Down	236292_x_at	399	RHOH	0.4840016	C4 Down	212827_x_at	3507	IGHM	0.444779	C4 Down	228958_x_at	57628	PPP1C	8.4297268	C5 Up
212158_x_at	6383	SDC2	0.4846837	C4 Down	203066_x_at	590	BICHE	0.30067819	C4 Down	206681_x_at	367	BCL2L1	0.4893746	C4 Down	206373_x_at	7545	ZIC1	0.4384249	C4 Down	228549_x_at	388228	SBK1	2.6079562	C5 Up
242680_x_at	---	---	0.4505243	C4 Down	1853995_x_at	4907	NTSE	0.488695914	C4 Down	204563_x_at	5403	SYL1	0.4148869	C4 Down	227198_x_at	3899	AFB3	0.4004328	C4 Down	202016_x_at	4232	MEST	3.0821025	C5 Up
211776_x_at	23136	EPB41L3	0.4881974	C4 Down	207972_x_at	79772	MCTP1	0.48868142	C4 Down	218625_x_at	6602	CCP2B1	0.398864	C4 Down	216430_x_at	3535	LOC968610	0.4526372	C4 Down	241314_x_at	---	---	0.4508462	C5 Up
222108_x_at	347902	AMIGO2	0.475109	C4 Down	211796_x_at	28566	TRBV211 // TRB1	0.328140249	C4 Down	32128_x_at	6362	COL18	0.2823259	C4 Down	235735_x_at	944	TNFSF8	0.4164808	C4 Down	215028_x_at	57556	SEMA6A	4.9471345	C5 Up
227289_x_at	144997	LOC144997	0.4836772	C4 Down	216401_x_at	652745	LOC852745	0.233804597	C4 Down	209374_x_at	3507	IGHM	0.3156415	C4 Down	206377_x_at	2295	FOXO2	0.4835466	C4 Down	209757_x_at	5434	MYCIN	3.1250933	C5 Up
205471_x_at	1602	DACH1	0.3971004	C4 Down	209506_x_at	7020	NR2F1	0.474939554	C4 Down	208025_x_at	8091	HMSA2	0.3696344	C4 Down	206242_x_at	1469	CST1	0.3526489	C4 Down	210882_x_at	7216	TRO	3.739565	C5 Up
218404_x_at	29887	SNX10	0.4835498	C4 Down	205703_x_at	8035	HSID1786	0.415537035	C4 Down	208959_x_at	911	M5A21	0.2613584	C4 Down	210319_x_at	4488	M5X2	0.4219191	C4 Down	209590_x_at	655	BMP7	3.3759707	C5 Up
238905_x_at	1301	COL11A1	0.3099732	C4 Down	228189_x_at	5924	RASGEF2	0.49698485	C4 Down	214668_x_at	3514	IGLH1	0.4582952	C4 Down	204602_x_at	22943	DHX1	0.2283352	C4 Down	1558170_x_at	---	---	3.5174439	C5 Up
210571_x_at	8418	OMAH	0.4986215	C4 Down	227346_x_at	10220	ZNFN1A1	0.442234352	C4 Down	210072_x_at	11963	COL19	0.3262551	C4 Down	213791_x_at	5179	PENK	0.366283	C4 Down	201309_x_at	9315	C5orf13	2.6586443	C5 Up
228915_x_at	1602	DACH1	0.3673139	C4 Down	207940_x_at	4958	OMD	0.401350812	C4 Down	239349_x_at	6480	C10orf97	0.4931052	C4 Down	218332_x_at	58589	BEX1	0.4062834	C4 Down	201310_x_at	9315	C5orf13	2.5199225	C5 Up
240135_x_at	7078	TMP3	0.3331806	C4 Down	205681_x_at	914	CD2	0.368295324	C4 Down	214761_x_at	23090	ZNF423	0.4973079	C4 Down	232665_x_at	51237	PACAP	0.4484589	C4 Down	217404_x_at	1280	COL2A1	3.8447161	C5 Up
226490_x_at	57224	NHSL1	0.4851236	C4 Down	201141_x_at	10457	GNPMB	0.42737894	C4 Down	214835_x_at	28299	IGKC // IGKV1-5	0.4847966	C4 Down	213707_x_at	1749	DLX5	0.3672742	C4 Down	228780_x_at	---	---	0.1065813	C5 Up
227870_x_at	57222	NOPE	0.4262646	C4 Down	227971_x_at	203447	NRK	0.40332023	C4 Down	210161_x_at	6302	GZMB	0.4574795	C4 Down	228598_x_at	57628	PPP1C	0.3819236	C4 Down	201387_x_at	7345	UCHL1	2.8678499	C5 Up
228071_x_at	168537	GIMAP7	0.4203945	C4 Down	204008_x_at	2214	FCGR3A // FCGR3	0.43031276	C4 Down	203525_x_at	6352	COL5	0.400898	C4 Down	227377_x_at	401131	LOC401131	0.4078788	C4 Down	221919_x_at	84900	TMEM118	3.0582587	C5 Up
203381_x_at	348	APOE	0.4780956	C4 Down	220391_x_at	---	---	0.468347737	C4 Down	214768_x_at	---	---	0.4501435	C4 Down	229147_x_at	---	---	0.485596	C4 Down	232478_x_at	2949	NBA1	2.6866441	C5 Up
225387_x_at	10098	TPSTN3	0.4841874	C4 Down	209545_x_at	3479	IGF1	0.414649061	C4 Down	203680_x_at	1734	DI02	0.4999979	C4 Down	205968_x_at	4319	MMP10	0.4052261	C4 Down	232034_x_at	203274	LOC203274	2.983165	C5 Up
213764_x_at	8076	MFAP5	0.3031327	C4 Down	228195_x_at	84870	RSP03	0.429988391	C4 Down	234884_x_at	---	---	0.2517619	C4 Down	213456_x_at	29528	SOSTDC1	0.4226661	C4 Down	203298_x_at	3720	JARID2	2.5389747	C5 Up
223200_x_at	50863	HTF	0.4417926	C4 Down	203951_x_at	1254	CNN1	0.462671023	C4 Down	205267_x_at	5450	POLR2F1	0.3179852	C4 Down	213150_x_at	3206	HOKA10	0.2879926	C4 Down	203194_x_at	2201	FBN2	4.3784565	C5 Up
204359_x_at	23788	FLRT2	0.3982801	C4 Down	165327_x_at	---	---	0.454760667	C4 Down	212550_x_at	4038	LRP4	0.2891988	C4 Down	235229_x_at	---	---	0.491654	C4 Down	1562317_x_at	5569	PKNA	3.3661864	C5 Up
212154_x_at	6383	SDC2	0.4888191	C4 Down	208931_x_at	3397	ID1	0.46208451	C4 Down	216955_x_at	3493	IGHA1 // IGHCI1-1	0.2824449	C4 Down	208168_x_at	1118	CHT1	0.4714578	C4 Down	217488_x_at	84204	CP129	2.7531366	C5 Up
223278_x_at	2706	GJB2	0.298752	C4 Down	209665_x_at	6756	SEMA6A	0.38712858	C4 Down	215379_x_at	28793	IGL@ // IGLCI1-1	0.4943515	C4 Down	208859_x_at	5047	PAEP	0.3852706	C4 Down	209591_x_at	655	BMP7	3.4257795	C5 Up
225688_x_at	90102	PLHD2B	0.4861806	C4 Down	212586_x_at	5788	PTPRC	0.494523313	C4 Down	204913_x_at	6664	SOX11	0.3910863	C4 Down	230964_x_at	341640	FREM2	0.3435304	C4 Down	215183_x_at	---	---	2.9488711	C5 Up
204336_x_at	1545	CYP11B1	0.4009886	C4 Down	241366_x_at	---	---	0.394517336	C4 Down	209135_x_at	3635	IGL@	0.4601122	C4 Down	209186_x_at	6563	SLC14A1	0.3765878	C4 Down	237058_x_at	6540	SLCG13	4.259381	C5 Up
229763_x_at	8241	RCS0D1	0.4904906	C4 Down	213435_x_at	23314	SATB2	0.47287436	C4 Down	214677_x_at	28786	IGL@ // IGLCI1-1	0.4689312	C4 Down	229873_x_at	127254	C1orf173	0.2878463	C4 Down	206228_x_at	5006	PAK2	5.6540416	C5 Up
204885_x_at	9252	RTN1	0.4558936	C4 Down	204014_x_at	1846	DUSP4	0.271147703	C4 Down	206225_x_at	5076	PAK2	0.2205939	C4 Down	232203_x_at	---	---	0.4379006	C4 Down	219945_x_at	29118	DOCK25	2.7275588	C5 Up
205488_x_at	3001	GZMA	0.3046237	C4 Down	215040_x_at	8302	CD163	0.453940731	C4 Down	204272_x_at	1910	EDNRB	0.4684225	C4 Down	219083_x_at	79589	RNF128	0.3851494	C4 Down	206230_x_at	3975	LHK1	3.8183991	C5 Up
205428_x_at	794	CALB2	0.4585763	C4 Down	216207_x_at	29322	IGKV1D-13 // LOC	0.274418243	C4 Down	229490_x_at	28299	IGKC // IGKV1-5	0.4651353	C4 Down	229400_x_at	3236	H0XD10	0.4485132	C4 Down	227019_x_at	400793	FLJ13137	2.9662400	C5 Up
208984_x_at	114899	C10orf53	0.3288317	C4 Down	204661_x_at	1043	CDS2	0.409894279	C4 Down	211881_x_at	28831	IGLJ3	0.3967138	C4 Down	232842_x_at	7546	ZIC2	0.2428652	C4 Down	203296_x_at	477	ATP1A2	5.1712985	C5 Up
210886_x_at	56833	SLMFB8	0.3730978	C4 Down	217378_x_at	391427	LOC391427	0.259105262	C4 Down	216518_x_at	28299	IGKC // IGKV1-5	0.4561332	C4 Down	206280_x_at	9106	CENH3	0.4657883	C4 Down	242584_x_at	84140	FLJ13305	2.4583489	C5 Up
230372_x_at	---	---	0.4746977	C4 Down	211644_x_at	3514	IGKC // LOC64211	0.3068334	C4 Down	204016_x_at	1846	DUSP4	0.4587893	C4 Down	229152_x_at	26036	C1orf7	0.4842734	C4 Down	223023_x_at	84417	ECRC4	4.0332846	C5 Up
1552316_x_at	170755	GIMAP7	0.4488951	C4 Down	204959_x_at	4332	MMDA	0.470290783	C4 Down	216516_x_at	3493	IGHA1 // IGHCI1-1	0.3729661	C4 Down	230028_x_at	3381	IBSP	0.4918567	C4 Down	206089_x_at	4745	NELL1	4.1705662	C5 Up
219523_x_at	56714	ODZ3	0.4690032	C4 Down	209949_x_at	6488	NGF2	0.482964907	C4 Down	206909_x_at	13073	MG3C3/26	0.4988263	C4 Down	228090_x_at	117	ADCYAP1R	0.4739468	C4 Down	236131_x_at	---	---	2.7888048	C5 Up
208978_x_at	12131	CCR2	0.4005953	C4 Down	203914_x_at	2201	FBN2	0.380031093	C4 Down	221795_x_at	4915	NR1K2	0.4788042	C4 Down	205278_x_at	2571	GAD1	0.2892832	C4 Down	228988_x_at	7252	ZNF6	2.6470244	C5 Up
213068_x_at	1805	DPT	0.304412	C4 Down	204358_x_at	3479	IGF1	0.424238597	C4 Down	221671_x_at	28299	IGKC // IGKV1-5	0.4588158	C4 Down	204260_x_at	1114	CHGB	0.134935	C4 Down	214051_x_at	28627	MGC39900	2.5845688	C5 Up
212054_x_at	23213	SULF1	0.3818439	C4 Down	221210_x_at	80896	NPL	0.483686568	C4 Down	214918_x_at	3492	IGH@ // IGHAI1-1	0.3419411	C4 Down	23874_x_at	167881	PRSS35	0.4890055	C4 Down	228433_x_at	56008	FLJ11236	2.5743443	C5 Up
238668_x_at	---	---	0.4681778	C4 Down	210411_x_at	7078	TMP3	0.352841471	C4 Down	232288_x_at	---	---	0.311293	C4 Down	232									

Fold											Fold											Fold																														
Gene ID	Entrez ID	SYMBOL	Change	Group	Gene ID	Entrez ID	SYMBOL	Change	Group	Gene ID	Entrez ID	SYMBOL	Change	Group	Gene ID	Entrez ID	SYMBOL	Change	Group	Gene ID	Entrez ID	SYMBOL	Change	Group	Gene ID	Entrez ID	SYMBOL	Change	Group	Gene ID	Entrez ID	SYMBOL	Change	Group																		
213486_x	57183	DNFZP761N097	2.6061246	CS	242302_x	---	---	2.21526766	CS	203819_x	10643	IGF2BP3	2.4078489	CS	208987_x	9553	SLIT2	2.1537767	CS	220615_x	55711	MLST01	3.7679834	CS	213486_x	57183	DNFZP761N097	2.6061246	CS	242302_x	---	---	2.21526766	CS	203819_x	10643	IGF2BP3	2.4078489	CS	208987_x	9553	SLIT2	2.1537767	CS	220615_x	55711	MLST01	3.7679834	CS			
222553_x	23767	FLRT3	2.8504797	CS	242923_x	33650	ZNF678	2.0698239	CS	1588020_x	4739	NEEDD9	2.0534669	CS	213332_x	60676	PAPPA2	6.7183953	CS	221795_x	4915	NR1C	2.9216781	CS	222553_x	23767	FLRT3	2.8504797	CS	242923_x	33650	ZNF678	2.0698239	CS	1588020_x	4739	NEEDD9	2.0534669	CS	213332_x	60676	PAPPA2	6.7183953	CS	221795_x	4915	NR1C	2.9216781	CS			
1557215_x	---	---	3.0388908	CS	212622_x	128	COL2A2	2.473382012	CS	218182_x	6515	SLC2A3	2.473382012	CS	218182_x	6515	SLC2A3	2.473382012	CS	219852_x	27344	PCSK1N	2.3151848	CS	1557215_x	---	---	3.0388908	CS	212622_x	128	COL2A2	2.473382012	CS	218182_x	6515	SLC2A3	2.473382012	CS	218182_x	6515	SLC2A3	2.473382012	CS	219852_x	27344	PCSK1N	2.3151848	CS			
235334_x	256435	ST6GALNAC3	2.2880623	CS	229091_x	54619	CCNY	2.044317768	CS	1555216_x	64522	LOC487522	2.1347454	CS	1555123_x	84620	ST6GAL2	2.1896665	CS	215184_x	3123	HLA-DRA1	0.1899828	CS	235334_x	256435	ST6GALNAC3	2.2880623	CS	229091_x	54619	CCNY	2.044317768	CS	1555216_x	64522	LOC487522	2.1347454	CS	1555123_x	84620	ST6GAL2	2.1896665	CS	215184_x	3123	HLA-DRA1	0.1899828	CS			
210673_x	2260	FGFR1	2.1830134	CS	22316	CUTL2	2.619799435	CS	2125687_x	56979	ADAMTS9	2.1545889	CS	2154677_x	64228	PCSK1N	2.2000428	CS	212613_x	3117	HLA-DDB1	0.1207581	CS	210673_x	2260	FGFR1	2.1830134	CS	22316	CUTL2	2.619799435	CS	2125687_x	56979	ADAMTS9	2.1545889	CS	2154677_x	64228	PCSK1N	2.2000428	CS	2154677_x	64228	PCSK1N	2.2000428	CS	212613_x	3117	HLA-DDB1	0.1207581	CS
218847_x	10644	IGF2BP2	2.1802757	CS	223252_x	60600	TMEM108	2.062548814	CS	2134545_x	---	---	2.036364	CS	206935_x	5100	PCDH8	1.0186191	CS	202833_x	535	SRRN3	0.1264788	CS	218847_x	10644	IGF2BP2	2.1802757	CS	223252_x	60600	TMEM108	2.062548814	CS	2134545_x	---	---	2.036364	CS	206935_x	5100	PCDH8	1.0186191	CS	202833_x	535	SRRN3	0.1264788	CS			
236521_x	---	---	2.4302907	CS	221184_x	2122	EVI1	2.03963785	CS	2134545_x	---	---	2.036364	CS	203304_x	25805	BAMBI	2.9506989	CS	204070_x	520	ARRAR1	0.1774705	CS	236521_x	---	---	2.4302907	CS	221184_x	2122	EVI1	2.03963785	CS	2134545_x	---	---	2.036364	CS	203304_x	25805	BAMBI	2.9506989	CS	204070_x	520	ARRAR1	0.1774705	CS			
213610_x	151230	KLH23	2.073037	CS	242070_x	---	---	2.380569168	CS	2130022_x	283971	MGC34761	LOC 2.0063333	CS	214774_x	27324	TNRC9	2.0905001	CS	212984_x	3119	HLA-DQB1	0.1523513	CS	213610_x	151230	KLH23	2.073037	CS	242070_x	---	---	2.380569168	CS	2130022_x	283971	MGC34761	LOC 2.0063333	CS	214774_x	27324	TNRC9	2.0905001	CS	212984_x	3119	HLA-DQB1	0.1523513	CS			
220276_x	57549	IGSF9	2.044202	CS	210800_x	---	---	2.029007943	CS	2135522_x	3183	HNRPC	2.127273	CS	213613_x	162140	LXN1	2.0612932	CS	20912_x	3123	HLA-DRA1	0.2048045	CS	220276_x	57549	IGSF9	2.044202	CS	210800_x	---	---	2.029007943	CS	2135522_x	3183	HNRPC	2.127273	CS	213613_x	162140	LXN1	2.0612932	CS	20912_x	3123	HLA-DRA1	0.2048045	CS			
205794_x	4857	NOVA1	2.746622	CS	234333_x	---	---	2.23584308	CS	1557248_x	84914	ZNF587	2.0818578	CS	224330_x	9068	ANGPT1	2.4783955	CS	211980_x	3113	HLA-DPA1	0.1969688	CS	205794_x	4857	NOVA1	2.746622	CS	234333_x	---	---	2.23584308	CS	1557248_x	84914	ZNF587	2.0818578	CS	224330_x	9068	ANGPT1	2.4783955	CS	211980_x	3113	HLA-DPA1	0.1969688	CS			
202680_x	1016	CDH18	3.0583651	CS	232985_x	55211	DRPPA	1.04079351	CS	202891_x	22871	NLGN1	2.44719838	CS	218853_x	117177	RAB9P	2.1315499	CS	208884_x	3122	HLA-DRA	0.2115525	CS	202680_x	1016	CDH18	3.0583651	CS	232985_x	55211	DRPPA	1.04079351	CS	202891_x	22871	NLGN1	2.44719838	CS	218853_x	117177	RAB9P	2.1315499	CS	208884_x	3122	HLA-DRA	0.2115525	CS			
219250_x	23767	FLRT3	3.1400034	CS	227015_x	---	---	2.07136516	CS	202696_x	867	CAPN6	2.1421144	CS	206338_x	2891	GRA2	2.4779377	CS	208306_x	3123	HLA-DRA1	0.1924829	CS	219250_x	23767	FLRT3	3.1400034	CS	227015_x	---	---	2.07136516	CS	202696_x	867	CAPN6	2.1421144	CS	206338_x	2891	GRA2	2.4779377	CS	208306_x	3123	HLA-DRA1	0.1924829	CS			
233364_x	39959	LOC399599	2.705657	CS	239802_x	---	---	2.113133107	CS	204450_x	335	AP0A1	2.5307127	CS	206345_x	5444	PON1	2.1284584	CS	210982_x	3122	HLA-DRA	0.2124456	CS	233364_x	39959	LOC399599	2.705657	CS	239802_x	---	---	2.113133107	CS	204450_x	335	AP0A1	2.5307127	CS	206345_x	5444	PON1	2.1284584	CS	210982_x	3122	HLA-DRA	0.2124456	CS			
218032_x	8303	SNN	2.0141339	CS	240745_x	---	---	2.549767886	CS	204062_x	80034	TAP-2	2.1901635	CS	206676_x	29252	ZNF521	2.1492485	CS	209619_x	972	CD74	0.2313568	CS	218032_x	8303	SNN	2.0141339	CS	240745_x	---	---	2.549767886	CS	204062_x	80034	TAP-2	2.1901635	CS	206676_x	29252	ZNF521	2.1492485	CS	209619_x	972	CD74	0.2313568	CS			
230696_x	---	---	2.3765975	CS	204259_x	9760	TOX	2.967552339	CS	215306_x	11036	ALF	1.1878848	CS	230044_x	116159	CYR1	2.4835569	CS	211991_x	3113	HLA-DPA1	0.1768331	CS	230696_x	---	---	2.3765975	CS	204259_x	9760	TOX	2.967552339	CS	215306_x	11036	ALF	1.1878848	CS	230044_x	116159	CYR1	2.4835569	CS	211991_x	3113	HLA-DPA1	0.1768331	CS			
223630_x	129790	C7orf13	2.158848	CS	237198_x	160518	MGC24039	2.07837481	CS	198047	EMX205	2.1068455	CS	1563649_x	---	---	2.2901859	CS	202237_x	4837	NMPT	0.1584455	CS	223630_x	129790	C7orf13	2.158848	CS	237198_x	160518	MGC24039	2.07837481	CS	198047	EMX205	2.1068455	CS	1563649_x	---	---	2.2901859	CS	202237_x	4837	NMPT	0.1584455	CS					
227979_x	54756	IL17RD	2.2543203	CS	235782_x	50940	TAS2R14	2.106123669	CS	203627_x	340	IGF1R	2.0002591	CS	232226_x	37689	LRRCC4	2.0833799	CS	204646_x	1806	DPYD	0.1972916	CS	227979_x	54756	IL17RD	2.2543203	CS	235782_x	50940	TAS2R14	2.106123669	CS	203627_x	340	IGF1R	2.0002591	CS	232226_x	37689	LRRCC4	2.0833799	CS	204646_x	1806	DPYD	0.1972916	CS			
242826_x	56137	FIGN	2.7639143	CS	237305_x	100	CDH3	2.713334878	CS	205106_x	7902	DNAL1	1.1253958	CS	207307_x	5758	HTDCC	2.8335753	CS	211384_x	384	CASP1	0.2301578	CS	242826_x	56137	FIGN	2.7639143	CS	237305_x	100	CDH3	2.713334878	CS	205106_x	7902	DNAL1	1.1253958	CS	207307_x	5758	HTDCC	2.8335753	CS	211384_x	384	CASP1	0.2301578	CS			
229710_x	---	---	2.6262593	CS	238375_x	2122	EVI1	2.287819633	CS	205371_x	1496	CIT2NA2	2.2905021	CS	215108_x	27324	TNRC9	2.14954	CS	204670_x	3123	HLA-DQB1	0.2280214	CS	229710_x	---	---	2.6262593	CS	238375_x	2122	EVI1	2.287819633	CS	205371_x	1496	CIT2NA2	2.2905021	CS	215108_x	27324	TNRC9	2.14954	CS	204670_x	3123	HLA-DQB1	0.2280214	CS			
221908_x	84900	TMEM118	2.2114845	CS	228018_x	128414	C22orf58	2.75717206	CS	225855_x	57699	EPB41L5	2.0094048	CS	206204_x	2888	GRB14	2.638185	CS	211429_x	5265	SERPINA1	0.1487639	CS	221908_x	84900	TMEM118	2.2114845	CS	228018_x	128414	C22orf58	2.75717206	CS	225855_x	57699	EPB41L5	2.0094048	CS	206204_x	2888	GRB14	2.638185	CS	211429_x	5265	SERPINA1	0.1487639	CS			
227499_x	---	---	2.3793848	CS	235343_x	---	---	2.298285133	CS	214279_x	57447	NDR2C	2.1121494	CS	1681280_x	284576	LOC284576	2.8190337	CS	202238_x	4837	NMPT	0.1547834	CS	227499_x	---	---	2.3793848	CS	235343_x	---	---	2.298285133	CS	214279_x	57447	NDR2C	2.1121494	CS	1681280_x	284576	LOC284576	2.8190337	CS	202238_x	4837	NMPT	0.1547834	CS			
236331_x	---	---	2.6320591	CS	226145_x	80144	FRAS1	2.020500209	CS	206176_x	654	BMPI	2.3028821	CS	212732_x	25384	MEDC3	2.5527316	CS	217478_x	3108	HLA-DPA1	0.2323242	CS	236331_x	---	---	2.6320591	CS	226145_x	80144	FRAS1	2.020500209	CS	206176_x	654	BMPI	2.3028821	CS	212732_x	25384	MEDC3	2.5527316	CS	217478_x	3108	HLA-DPA1	0.2323242	CS			
209197_x	23208	SYT11	2.2066079	CS	214610	FREM2	3.442825133	CS	202362_x	55701	FLJ10357	2.1289862	CS	212788_x	50562	OLFML4	2.3646889	CS	204446_x	240	ALOX5	0.2157103	CS	209197_x	23208	SYT11	2.2066079	CS	214610	FREM2	3.442825133	CS	202362_x	55701	FLJ10357	2.1289862	CS	212788_x	50562	OLFML4	2.3646889	CS	204446_x	240	ALOX5	0.2157103	CS					
220167_x	24150	TP53C3 // LO	2.3542175	CS	242452_x	26	ABP1	2.229725474	CS	203820_x	10643	IGF2BP3	2.2304480	CS	235077_x	58384	MEDC3	2.4795579	CS	202748_x	2634	IBP6	0.2256114	CS	220167_x	24150	TP53C3 // LO	2.3542175	CS	242452_x	26	ABP1	2.229725474	CS	203820_x	10643	IGF2BP3	2.2304480	CS	235077_x	58384	MEDC3	2.4795579	CS	202748_x	2634	IBP6	0.2256114	CS			
228347_x	6485	SIX1	3.3496205	CS	232920_x	---	---	2.168967686	CS	208226_x	5076	PAK2	2.739																																							

Fold					Fold					Fold					Fold									
Gene ID	Entrez ID	SYMBOL	Change	Group	Gene ID	Entrez ID	SYMBOL	Change	Group	Gene ID	Entrez ID	SYMBOL	Change	Group	Gene ID	Entrez ID	SYMBOL	Change	Group					
202953_s	713	C10B	0.2735855	C5 Down	211911_x_s	3106	HLA-B	0.398153072	C5 Down	22837_s	4071	TM6SF1	0.4442092	C5 Down	226576_s	23092	ARHGAP25	0.3703934	C5 Down	209370_s_a	837	CASP4	0.4292887	C5 Down
211720_x	7805	LAPTM5	0.2983253	C5 Down	222479_s	28299	IGKC IGKVJ5.5	0.24449872	C5 Down	222304_s	30061	SLC40A1	0.3482375	C5 Down	219279_s	55619	DOCK10	0.4349884	C5 Down	219836_s	79413	ZBED2	0.4077384	C5 Down
206884_s	23643	LY96	0.2861117	C5 Down	211802_x	50913	CDC109B	0.4395995	C5 Down	204856_s	1800	ECGF1	0.3674519	C5 Down	204856_s	10524	SMPL3A	0.3638929	C5 Down	209391_s	9459	ARHGEF6	0.4545637	C5 Down
226445_s	26298	EHF	0.3847723	C5 Down	202901_x	1205	CTSS	0.318026318	C5 Down	203973_s	1032	CEBPD	0.4443717	C5 Down	219332_s	97978	MCAL-L2	0.4198003	C5 Down	229400_s	9420	EPSTH1	0.3707151	C5 Down
219699_s	97909	MGC5618	0.3259933	C5 Down	202973_s	5655	KLK10	0.232923273	C5 Down	203148_s	9830	TRIM14	0.4226635	C5 Down	229979_s	94240	EPSTH1	0.4505836	C5 Down					
2142930_s	8743	TNFSF10	0.3381862	C5 Down	212671_x	26299	IGKC IGKV15.5	0.241267844	C5 Down	212542_s	202	AIM1	0.4048881	C5 Down	214770_s	4481	MSR1	0.3406562	C5 Down	225851_s	261729	STEAP2	0.4805272	C5 Down
201298_s	397	ARHGDB1	0.3457919	C5 Down	202327_x	---	---	0.223376624	C5 Down	205859_s	9450	LY96	0.3749333	C5 Down	228625_s	115362	GRPS	0.2996804	C5 Down	22701_s	---	---	0.1907881	C5 Down
228937_s	144811	FLJ38726	0.3058070	C5 Down	214022_x	8519	IFTM1	0.420764446	C5 Down	203485_s	1356	CP	0.3660868	C5 Down	228798_s	221895	TM6SF1	0.4556971	C5 Down	221210_x	80996	NPL	0.3853794	C5 Down
225973_s	6991	TAP2	0.3101335	C5 Down	203939_s	4607	NTRF5	0.218989162	C5 Down	210754_x	4667	LYN	0.4043003	C5 Down	223303_s	87096	LRP2	0.4068959	C5 Down	207725_s	2180	ACSL1	0.4041474	C5 Down
223620_s	2857	GPR34	0.2580766	C5 Down	209906_s	719	C3AR1	0.340392925	C5 Down	209901_s	199	AIF1	0.4010403	C5 Down	224917_s	406991	MIRN21	0.4552088	C5 Down	229027_s	9839	ZFXH18	0.391958	C5 Down
203052_s	717	C2	0.3077943	C5 Down	221087_x	80633	APOL3	0.331819599	C5 Down	223827_s	44038	LOC40836	0.3090902	C5 Down	213416_s	3676	ITGA4	0.3589811	C5 Down	216250_s	9404	LPXN	0.4485732	C5 Down
205270_x	3937	LCP2	0.2901188	C5 Down	222150_x	54103	LOC54103	0.39591739	C5 Down	213142_x	54103	LOC54103	0.4186391	C5 Down	204103_s	3651	CCL4	0.3535846	C5 Down	228757_s	3433	IFIT2	0.3537473	C5 Down
219898_x	64581	CLECTA	0.3209653	C5 Down	222502_x	81704	DOCK8	0.322268866	C5 Down	203304_s	3669	ISG20	0.3661933	C5 Down	214428_x	720	CAA CAB	0.338834	C5 Down	229041_s	3989	ITGB2	0.3810244	C5 Down
219751_s	10859	LYZ LILRB1	0.2131278	C5 Down	209743_s	64231	MS4A6A	0.342072907	C5 Down	201801_x	1810	ACSL1	0.3676931	C5 Down	205979_s	4246	SCGB2A1	0.2879318	C5 Down	212067_x	643676	C1R C1R2	0.4846810	C5 Down
219895_x	942	CD86	0.289603	C5 Down	203831_s	914	CD2	0.226722334	C5 Down	213988_x	6303	SAT	0.4176231	C5 Down	226603_s	219285	SMAD9L	0.3789604	C5 Down	224916_s	340061	LOC340061	0.4241114	C5 Down
202888_s	8743	TNFSF10	0.3546159	C5 Down	203550_s	2025	PRC1	0.278064532	C5 Down	202079_s	3975	ILTR	0.4265790	C5 Down	210163_s	6373	KCXC11	0.1671537	C5 Down	221953_s	11221	DUSP10	0.3989817	C5 Down
155892_s	---	---	0.3018244	C5 Down	212521_x	26786	IGL@ IGLC1	0.171904207	C5 Down	202474_s	84166	ND027	0.3227791	C5 Down	204192_s	951	CD37	0.314816	C5 Down	228152_s	91351	FLJ31033	0.4763883	C5 Down
229723_s	117289	TAGAP	0.2601026	C5 Down	201858_x	5952	PKC	0.38838489	C5 Down	204123_s	962	CD48	0.2822374	C5 Down	204823_s	54440	XCR9	0.3600301	C5 Down	203647_s	47434	GMAPPE	0.3712721	C5 Down
202825_s	4067	LYN	0.3591509	C5 Down	219801_x	51338	MS4A4A	0.284237766	C5 Down	228724_s	---	---	0.3863155	C5 Down	204498_x	960	CD44	0.3999958	C5 Down	210972_x	28517	TFR@ TR	0.345043	C5 Down
203923_x	1536	CYBB	0.2584655	C5 Down	218451_x	64865	CDC3F1	0.3841966	C5 Down	1555229_x	716	C13	0.3302955	C5 Down	1852316_x	170575	GMAP1	0.3519434	C5 Down	210004_x	4973	CLR1	0.2867511	C5 Down
227253_s	1356	CP	0.2713235	C5 Down	220263_s	286187	LOC286187	0.320489491	C5 Down	201858_x	5952	PKC	0.3502021	C5 Down	203233_s	3596	IL4R	0.4212458	C5 Down	204537_s	2564	GABRE	0.3496205	C5 Down
214677_x	28786	IGL@ IGLC1	0.1549	C5 Down	216841_x	6648	SDZ	0.302819551	C5 Down	212646_s	21810	RAFTIN	0.3991055	C5 Down	204204_s	1318	SLC11A2	0.3815466	C5 Down	211644_x	3514	IGKC LOC	0.1391577	C5 Down
202887_s	8743	TNFSF10	0.3330474	C5 Down	2038403_s	55843	ARHGAP15	0.301840463	C5 Down	204254_x	7420	HAF1	0.3671291	C5 Down	224189_x	26298	EHF	0.4055427	C5 Down	228889_s	124660	SLU1I	0.3763297	C5 Down
229390_s	414168	RP1-63H18.5	0.2526274	C5 Down	212266_s	1952	SERPINB1	0.363041164	C5 Down	228870_s	3111	H4L-DOA	0.289862	C5 Down	221780_s	4121	MAN1A1	0.4382796	C5 Down	238688_s	---	---	0.3747492	C5 Down
214869_s	80830	APOL6	0.3043017	C5 Down	202041_x	28793	IGL@ IGLC1	0.170047885	C5 Down	201963_x	3017	HLA-C	0.4791083	C5 Down	202975_s	969	CD69	0.2569097	C5 Down	223260_s	26298	EHF	0.4684893	C5 Down
202692_s	5918	RARRES1	0.1432897	C5 Down	229987_s	---	---	0.342661447	C5 Down	217398_x	8942	KYNU	0.2528597	C5 Down	225102_s	11343	MLGL	0.3142612	C5 Down	204971_s	1475	CSTA	0.3905575	C5 Down
211671_s	2908	NRC1C1	0.41317691	C5 Down	223272_x	2706	GJB2	0.170845811	C5 Down	203088_s	1798	THBS2	0.225032	C5 Down	217867_x	30825	BACE2	0.3838345	C5 Down	22474_x	3355	LOC396101	0.1495412	C5 Down
203025_s	54518	ARBP19P	0.307887	C5 Down	208474_x	716	C1S	0.359962231	C5 Down	202627_s	7098	TR13	0.3835278	C5 Down	225415_s	151636	DTXCL	0.4941614	C5 Down	2119890_s	2001	CLECSA	0.3246881	C5 Down
223280_x	64231	MS4A4A	0.2947868	C5 Down	210391_s	1672	EFR1B	0.183210802	C5 Down	208965_x	3428	ILR1	0.4152946	C5 Down	202643_s	7128	TNFAIP3	0.4371898	C5 Down	229066_s	229307	EAI1	0.3630647	C5 Down
225353_s	714	C1QC	0.3037494	C5 Down	207375_s	3601	IL13RA	0.367770878	C5 Down	228804_s	54757	FAM20A	0.2961495	C5 Down	211026_x	11343	MLGL	0.3088499	C5 Down	214436_x	28299	IGKC IGH	0.2807733	C5 Down
203236_x	3965	LGA59L	0.3779799	C5 Down	205286_x	7022	TTPA2C	0.3923938	C5 Down	229296_s	---	---	0.3143011	C5 Down	220931_x	57674	C17orf27	0.4403969	C5 Down	219574_x	55016	Mar-01	0.3708666	C5 Down
227001_s	79815	NPAL2	0.3777549	C5 Down	204924_s	7097	TLR2	0.369004253	C5 Down	201858_x	5952	PKC	0.4605603	C5 Down	202032_x	28959	LRR	0.3549637	C5 Down	202621_s	3560	IL2RB	0.4651944	C5 Down
228525_s	---	---	0.3518914	C5 Down	223322_s	83593	RASSF5	0.368136121	C5 Down	214458_x	3107	HLA-C	0.4737938	C5 Down	203963_s	771	CA12	0.3592078	C5 Down	202178_s	1601	DAB2	0.4723249	C5 Down
223343_s	88475	MSA47	0.3306441	C5 Down	222841_s	218972	MPECC1	0.29312411	C5 Down	203021_s	6150	SLPI	0.4525824	C5 Down	204116_s	3561	IL2RG	0.3301905	C5 Down	227140_s	---	---	0.2629194	C5 Down
209140_x	3106	HLA-B	0.4041188	C5 Down	210176_s	7096	TLR1	0.325743921	C5 Down	204834_s	10879	FOL2	0.3989118	C5 Down	201422_s	10437	IF30	0.4421808	C5 Down	206631_s	5732	P1GER2	0.3047307	C5 Down
227265_s	57639	KIAA1495	0.4092164	C5 Down	203202_x	1538	CYBA	0.10122345	C5 Down	206971_s	22977	TEEC	0.2642412	C5 Down	207180_x	10553	HTAIP2F	0.4610587	C5 Down	242814_s	5272	SERPBN9	0.4155026	C5 Down
204098_s	3669	ISG20	0.3119944	C5 Down	212992_s	3512	IGJ	0.108051176	C5 Down	214698_x	3514	IGKC	0.2206616	C5 Down	202510_s	7127	TNFAIP2	0.3705703	C5 Down	211668_x	5328	LPLA	0.2897072	C5 Down
220699_s	22936	ELL2	0.2822353	C5 Down	202771_s	9780	FAM38A	0.382558548	C5 Down	20570_s	9670	PXIB	0.356816	C5 Down	222517_s	9163	ARHGAP18	0.4682878	C5 Down	214981_s	54757	FAM20A	0.3525643	C5 Down
220618_s	---	---	0.184024	C5 Down	214467_x	8477	PRN5	0.281370982	C5 Down	202820_x	26471	PL	0.4086165	C5 Down	204780_x	355	FAS	0.4575385	C5 Down	204438_s	141408	MIR1 MRC1	0.353453	C5 Down
214511_x	2209	FCGR1A LOC	0.2107194	C5 Down	219855_x	26298	EHF	0.38108845	C5 Down	204840_s	229	FIBP5	0.4024445	C5 Down	218176_x	651629	LOC61629	0.1272972	C5 Down	205114_x	57873	TRAF3	0.4109875	C5 Down
228532_s	129346	C1orf162	0.3249492	C5 Down	215033_s	4071	TM6SF1	0.40946598	C5 Down	208495_s	720	CAA CAB	0.311044	C5 Down	209515_x	5873	RAB27A	0.4605548	C5 Down	205114_x	414962	CCL3 CC	0.4168975	C5 Down
219386_s	56833	SFAMF8	0.2235475	C5 Down	241767_s	---	---	0.242890839	C5 Down	205899_x	10357	GABBR1 USD	0.1564473	C5 Down	239381_s	5650	KLK7	0.3653846	C5 Down	21599425_s	5803	PKRCH	0.4304257	C5 Down
216666_s	29108	PTCARD	0.3386801	C5 Down	219777_s	474344	GMAPPE	0.317186937	C5 Down	204806_x	6134	HABP1	0.4169102	C5 Down	204962_s	---	---	0.4813192	C5 Down	21555638_s	64092	SAMSIN1	0.38989108	C5 Down
204833_s	3627	KCXC10	0.190359	C5 Down	218950_x	2209	FCGR1A	0.313987258	C5 Down	201592_s	6309	SAT	0.4333877	C5 Down	235768_x	---	---	0.4392553	C5 Down	204986_s	602	BCL3	0.4283466	C5 Down
207847_s	4582	MUC1	0.3374349	C5 Down	20251_s	3259	IRF1	0.377969071	C5 Down	205079_s	3629	HRH1	0.3605566	C5 Down	210218_x	9672	SP100	0.4438982	C5 Down	205988_s	8832	CD84	0.3898864	C5 Down
216988_x	6347	CCL2	0.3298446	C5 Down	201139_x	9103	FCGR2C	0.36505102	C5 Down	203915_s	4283	KCXL9	0.1836299	C5 Down	209606_s	9569	PSCD8P	0.2862009	C5 Down					

Fold				Fold				Fold				Fold			
Gene ID	Entrez ID	SYMBOL	Group	Gene ID	Entrez ID	SYMBOL	Group	Gene ID	Entrez ID	SYMBOL	Group	Gene ID	Entrez ID	SYMBOL	Group
227062_at	283131	TncRNA	C5 Down	242951_at	753	CL180r1	C5 Down	229727_at	30061	SLC40A1	C5 Down	226293_at	399	RHOH	C5 Down
206978_at	1231	OCR2	C5 Down	195420_at	3683	ITGAL	C5 Down	222729_s_at	79644	SRDLA2L	C5 Down	221306_at	---	---	C5 Down
206903_at	7262	PHLDA2	C5 Down	204022_s_at	3910	LAMA4	C5 Down	204421_at	11010	GLRX2L	C5 Down	204421_at	3783	KCN4	C5 Down
236114_at	861	RUNX1	C5 Down	235306_at	150538	GIMAP8	C5 Down	202296_s_at	1512	CTSH	C5 Down	206832_s_at	10397	NDRC1	C5 Down
232543_at	64333	ARHGAP9	C5 Down	206704_at	129607	LOC129607	C5 Down	228887_at	8082	SPSN	C5 Down	226871_at	23136	EPB41L3	C5 Down
210645_at	5329	PLAUR	C5 Down	228333_at	---	---	C5 Down	209771_s_at	26290	EXFL2	C5 Down	208161_s_at	8174	ABCC3	C5 Down
206717_at	140	ADORA2A	C5 Down	216977_s_at	81671	TMEM49	C5 Down	241397_s_at	29298	CHC7	C5 Down	214844_s_at	58816	DKO5	C5 Down
225763_at	92241	RCS1D1	C5 Down	234581_at	115362	GBP5	C5 Down	213536_at	915	CD3D	C5 Down	206893_at	3574	IL7	C5 Down
21680_s_at	79838	TMC5	C5 Down	215415_s_at	1159	CLUC2	C5 Down	235939_s_at	4318	MRM2	C5 Down	235939_s_at	22936	ELL2	C5 Down
206802_at	1718	DHCR24	C5 Down	202892_s_at	9123	SLC16A3	C5 Down	203662_s_at	7111	TMOD1	C5 Down	206628_at	6523	SLCSA1	C5 Down
207877_s_at	4689	NGF4	C5 Down	242625_at	191543	RSAD2	C5 Down	202692_s_at	84024	FNDC1	C5 Down	213621_at	5750	SST	C5 Down
219385_at	56833	SLAMF8	C5 Down	233645_at	3576	IL8	C5 Down	203673_s_at	9135	PKHD1L1	C5 Down	208983_s_at	6175	PEGAM1	C5 Down
44790_s_at	80183	C13orf18	C5 Down	239549_at	4862	NPA52	C5 Down	235707_s_at	1368	CPM	C5 Down	211650_x_s_at	---	---	C5 Down
219815_at	4818	NRG7	C5 Down	228071_at	168537	GIMAP7	C5 Down	1552797_s_at	15069	PROM2	C5 Down	225613_at	23227	MAS74	C5 Down
231577_s_at	2633	GBP1	C5 Down	220086_at	4596	MX1	C5 Down	228802_at	---	---	C5 Down	222870_s_at	9935	MFBF	C5 Down
219847_at	50856	CLEC4E	C5 Down	201178_s_at	4310	HSPA6	C5 Down	201110_s_at	7057	THBS1	C5 Down	211778_s_at	23136	EPB41L3	C5 Down
206666_at	3003	GZMK	C5 Down	204747_at	3437	IFIT3	C5 Down	218550_s_at	9305	MFBF	C5 Down	241435_at	2113	ETS1	C5 Down
223767_at	53831	GRM4	C5 Down	201893_at	1634	DCN	C5 Down	210141_at	8530	CSIT7	C5 Down	154018_at	10457	GNAMB	C5 Down
214995_s_at	200316	AP06C033.0	C5 Down	228962_at	28430	UNQ473	C5 Down	209990_s_at	6772	STAT1	C5 Down	210735_s_at	771	CA12	C5 Down
21676_s_at	---	---	C5 Down	217437_s_at	6867	TACC1	C5 Down	220777_s_at	---	---	C5 Down	227919_s_at	652995	UCA1	C5 Down
213716_s_at	6398	SECTM1	C5 Down	203870_s_at	1927	DSCR1	C5 Down	1557608_at	23092	ARHGAP26	C5 Down	212464_s_at	2335	FN1	C5 Down
217378_s_at	391427	LOC391427	C5 Down	201295_at	11202	KLK8	C5 Down	218851_s_at	20150	ASRG1	C5 Down	227566_at	50863	HNT	C5 Down
229383_at	---	---	C5 Down	204384_at	831	CAST	C5 Down	201832_s_at	8020	EFEMP1	C5 Down	211302_s_at	5142	PDE4B	C5 Down
235276_at	---	---	C5 Down	239370_at	---	---	C5 Down	235175_at	115381	GBL4	C5 Down	208486_s_at	11118	BTN2A2	C5 Down
213056_at	23150	FRMD4B	C5 Down	214800_at	3075	CFH	C5 Down	214560_s_at	2359	FBP2	C5 Down	214470_s_at	3820	KLKB1	C5 Down
225173_at	93663	ARHGAP18	C5 Down	214282_at	1356	CP	C5 Down	211474_s_at	4060	LUM	C5 Down	225242_s_at	151887	CDCDC8	C5 Down
219519_s_at	614	SIGLEC7	C5 Down	206113_at	4543	BIRC4BP	C5 Down	213909_at	131578	LRRIC5	C5 Down	217235_x_s_at	---	---	C5 Down
205379_at	874	CBR3	C5 Down	202436_s_at	1545	CYP18B1	C5 Down	209734_at	3071	NKAP1L	C5 Down	220918_at	80215	CT10r96	C5 Down
21888_s_at	80342	TRAF3P3	C5 Down	235643_at	21926	SAMD9L	C5 Down	206101_at	1368	CPM	C5 Down	211726_s_at	2327	FMO2	C5 Down
209183_s_at	11067	C10orf10	C5 Down	228695_at	5996	PRRX1	C5 Down	242963_at	166929	MGC29963	C5 Down	229530_s_at	2962	GUCY1A3	C5 Down
204990_s_at	3691	ITGB4	C5 Down	212999_s_at	3119	HLA-DQB1 // LOC	C5 Down	210164_at	3002	GZMB	C5 Down	204693_s_at	3572	L6ST	C5 Down
2157905_s_at	960	CD44	C5 Down	238275_at	79679	VTCN1	C5 Down	229842_at	---	---	C5 Down	226834_at	---	---	C5 Down
218424_s_at	56240	STEAP3	C5 Down	226231_at	1295	COL8A1	C5 Down	235019_at	1368	CPM	C5 Down	230906_s_at	440895	LOC440895	C5 Down
236161_at	---	---	C5 Down	205214_at	9262	SLK17B	C5 Down	213338_at	25907	RIS1	C5 Down	205896_at	6583	SLC22A4	C5 Down
217764_s_at	11031	RAB31	C5 Down	235385_at	---	---	C5 Down	242874_at	79820	H1corf161	C5 Down	206822_s_at	1384	CRAT	C5 Down
209696_at	2203	FBP1	C5 Down	209490_at	3119	HLA-DQB1	C5 Down	228812_at	28932	LOC28812	C5 Down	210438_at	1293	COL6A3	C5 Down
204051_s_at	6424	SFRP4	C5 Down	204255_s_at	7421	VDR	C5 Down	214091_s_at	3748	GPX3	C5 Down	217281_x_s_at	---	---	C5 Down
214456_s_at	6288	SAA1	C5 Down	213977_at	91543	RSAD2	C5 Down	202406_s_at	539	FYOD3	C5 Down	217502_at	3433	IFIT2	C5 Down
202446_s_at	5359	PLSCR1	C5 Down	224768_s_at	---	---	C5 Down	215214_at	3535	IGL1	C5 Down	21042_at	7052	TGM2	C5 Down
210161_s_at	2040	STOM	C5 Down	222784_s_at	80159	ASRG1	C5 Down	216560_s_at	3637	IGLC1	C5 Down	211634_x_s_at	3507	IHAH	C5 Down
205119_s_at	2357	FRP1	C5 Down	218999_at	55281	TMEM140	C5 Down	218960_at	56649	TMPRSS4	C5 Down	243396_s_at	375296	CERKL	C5 Down
205844_at	8876	VNN1	C5 Down	216510_s_at	3493	IGHA1 // IGHG	C5 Down	203409_at	9614	DBD2	C5 Down	209612_s_at	125	ADH1B	C5 Down
210511_s_at	3624	NHBA	C5 Down	202881_at	259	ANPEP	C5 Down	221601_s_at	1214	FAMA3	C5 Down	216442_s_at	2335	FN1	C5 Down
204781_s_at	355	FAS	C5 Down	204972_at	4939	OAS2	C5 Down	205788_at	925	CDBA	C5 Down	233178_at	---	---	C5 Down
223405_at	40486	NPL	C5 Down	209670_at	28755	TRAC	C5 Down	213342_s_at	25907	RIS1	C5 Down	205896_at	6583	SLC22A4	C5 Down
209875_s_at	6696	SPP1	C5 Down	211796_s_at	28831	IGL3	C5 Down	218404_s_at	29887	SXK10	C5 Down	206822_s_at	1384	CRAT	C5 Down
232653_at	7227	TRP51	C5 Down	229270_at	573	BAC1	C5 Down	1554909_s_at	28667	TACC1	C5 Down	204199_s_at	1031	CNCRK2	C5 Down
210951_s_at	5873	RAB27A	C5 Down	211813_x_at	1634	DCN	C5 Down	221491_x_at	3123	HLA-DQB1 // HLA	C5 Down	214495_x_s_at	2335	FN1	C5 Down
214038_s_at	6355	CCL8	C5 Down	202664_at	7456	WASRP1	C5 Down	204504331	7227	TRPS1	C5 Down	154170_s_at	6004	LYNKB1	C5 Down
209417_s_at	3430	IF35	C5 Down	223121_s_at	5423	SFRP2	C5 Down	210152_at	11008	LRR8A	C5 Down	37145_at	10578	GNLY	C5 Down
202437_s_at	1545	CYP11B1	C5 Down	225566_at	8628	NRP2	C5 Down	209374_s_at	3067	IGHM	C5 Down	203661_s_at	7111	TMOD1	C5 Down
223122_s_at	6423	SFRP2	C5 Down	233233_at	210	SFN	C5 Down	228325_at	23514	KGM146	C5 Down	210916_s_at	960	CD44	C5 Down
240991_at	10397	NDRC1	C5 Down	1558817_s_at	79875	THSD4	C5 Down	204939_s_at	5350	LUM	C5 Down	206654_at	722	CABPA	C5 Down
202376_at	12	SERPINA3	C5 Down	231202_at	160428	ALDH1L2	C5 Down	209907_s_at	4998	OLD	C5 Down	227736_at	387695	C10orf99	C5 Down
206859_s_at	5407	PAEP	C5 Down	212488_at	1289	COL5A1	C5 Down	211571_s_at	1462	CSPC2	C5 Down	229151_at	6563	SLC14A1	C5 Down
205991_s_at	5396	PRRX1	C5 Down	2384973_at	---	---	C5 Down	213856_s_at	3538	IGLC2	C5 Down	207271_x_at	10407	SPAC11	C5 Down
200974_at	59	ACTA2	C5 Down	203301_at	301	ANXA1	C5 Down	203218_s_at	3434	IT11	C5 Down	217320_at	65219	LOC65219	C5 Down
15599291_at	5175	PEGAM1	C5 Down	206641_at	608	TNFRSF17	C5 Down	239695_at	441179	LOC441179	C5 Down	204623_at	7033	TFF3	C5 Down
234073_at	92745	SLC38A5	C5 Down	229331_at	132871	SPATA12	C5 Down	228992_at	911	MSA1	C5 Down	230237_at	---	---	C5 Down
211000_s_at	3572	LEST	C5 Down	203701_s_at	1734	DIOD	C5 Down	219601_s_at	63965	FAM38B	C5 Down	206619_at	27121	DKK4	C5 Down
208607_s_at	6288	SAA1 // SAA2	C5 Down	216474_s_at	7177	TPSAB1	C5 Down	201059_at	4313	MMP2	C5 Down	206009_at	7031	TFPI	C5 Down
1544663_s_at	5816	DKK5	C5 Down	202311_s_at	1277	COL1A1	C5 Down	209959_at	4322	MMP13	C5 Down	237737_at	401131	LOC401131	C5 Down
218002_s_at	9547	CXCL14	C5 Down	233867_at	131873	LOC131873	C5 Down	205867_at	8446	MEGF10	C5 Down	206619_at	27121	DKK4	C5 Down
226885_at	152273	FGD5	C5 Down	205460_at	4862	NPA52	C5 Down	210072_at	6863	CLT19	C5 Down	205279_at	2571	GAD1	C5 Down
216615_s_at	3359	HTR3A	C5 Down	2127212_at	10547	AIM2	C5 Down	209513_at	535	ENTP03	C5 Down	220394_at	26281	FGF20	C5 Down
206025_s_at	7130	TNFAIP8	C5 Down	219773_at	50507	NOX4	C5 Down	232481_s_at	84189	SLITRKG	C5 Down	204712_at	11197	WF1	C5 Down
229696_at	44086	LOC44086	C5 Down	2144501_at	144501	LOC144501	C5 Down	205830_at	10147	CLGN	C5 Down	228649_at	147111	NOTUM1	C5 Down
213432_at	4587	MUC5B // LOC	C5 Down	221159_at	---	---	C5 Down	225273_at	10085	EDL3	C5 Down	203999_s_at	1908	EDN3	C5 Down
202952_s_at	8038	ADAM12	C5 Down	2030333_at	1462	CSPC2	C5 Down	223787_at	4166	CHST6	C5 Down	206870_s_at	2571	GAD1	C5 Down
213790_at	---	---	C5 Down	205565_at	366	ADP9	C5 Down	155247_s_at	646	BNC1	C5 Down	232203_at	---	---	C5 Down
22811_at	54855	FAM46C	C5 Down	202781812_at	6372	CXCL6	C5 Down	216041_s_at	1846	DUPI	C5 Down	210319_s_at	4488	MSX2	C5 Down
228481_at	10631	POSTN	C5 Down	205624_at	1379	CPA3	C5 Down	37512_at	8030	HSD17B8	C5 Down	244174_at	---	---</	

Fold					Fold					Fold					Fold				
Gene ID	Entrez ID	SYMBOL	Change	Group	Gene ID	Entrez ID	SYMBOL	Change	Group	Gene ID	Entrez ID	SYMBOL	Change	Group	Gene ID	Entrez ID	SYMBOL	Change	Group
204463_at	1909	EDNRA	0.495611	C5 Down	211566_s_at	8572	PDLIM4	0.46424797	C5 Down	229477_at	7069	THRSP	0.4941319	C5 Down	22494_s_a	9547	CXCL14	20.588138	C6 Up
39548_at	4862	NPAS2	0.4275564	C5 Down	201734_x_at	17177	TPSAB1	0.47262361	C5 Down	1555497_at	1808	CYP4B1	0.4774294	C5 Down	214571_at	2248	FGF3	10.287628	C6 Up
20419_s_at	4622	CSPC2	0.4059394	C5 Down	202833_x_at	2532	DARC	0.49624656	C5 Down	201637_at	3535	LOC6610 // IGL	0.4771666	C5 Down	206137_at	9699	RIMS2	7.9487338	C6 Up
205283_at	1410	CRYAB	0.4444829	C5 Down	209366_s_at	1893	ECM1	0.47618611	C5 Down	205680_at	4319	MMP10	0.2258962	C5 Down	21518_s_a	652	BMP4	7.1692447	C6 Up
235629_at	2335	FN1	0.3683468	C5 Down	210170_x_at	27295	PDLIM3	0.47802934	C5 Down	201013_s_at	3212	LOC	0.1928861	C5 Down	202013_s_at	54959	APIN	9.5717985	C6 Up
218686_s_at	3493	IGHA1 // IGH	0.3584559	C5 Down	221727_x_at	1492	COL5A2	0.471035162	C5 Down	202430_at	3301	COL11A1	0.2567879	C5 Down	215245_at	107	ADCY1	10.926318	C6 Up
1554190_s_at	7949	C10orf81	0.3133033	C5 Down	221723_x_at	1425	CSPC2	0.484471983	C5 Down	202973_at	127524	COL11A1	0.28005	C5 Down	230492_s_a	56261	RPS-1022P	2.9448986	C6 Up
230093_at	---	---	0.4332929	C5 Down	201691_x_at	952	CDB8	0.491157334	C5 Down	202634_at	---	---	0.4771808	C5 Down	222747_x_at	6322	SCML1	1.712312	C6 Up
217258_x_at	---	---	0.3579923	C5 Down	209125_x_at	14446	KRT6A // KRT1C	0.277186929	C5 Down	205433_at	---	---	0.4669928	C5 Down	204444_at	5189	ENPP3	28.96525	C6 Up
159949_at	7227	TRPS1	0.4857511	C5 Down	237625_x_at	---	---	0.34129492	C5 Down	205050_at	1591	CYP24A1	0.3542676	C5 Down	210103_s_a	3170	FOXA2	6.4994241	C6 Up
238852_at	5396	PRRX1	0.4242041	C5 Down	228786_x_at	---	---	0.3013027	C5 Down	37892_at	3010	COL11A1	0.2382004	C5 Down	224826_at	56261	RPS-1022P	6.5641073	C6 Up
1557689_at	4862	NPAS2	0.4258372	C5 Down	202271_x_at	72	ACTC2	0.394063122	C5 Down	202078_at	4250	SCGB2A2	0.3319547	C5 Down	40284_at	3170	FOXA2	6.5641073	C6 Up
211635_x_at	28461	IGHV1-69	0.3509447	C5 Down	211641_x_at	---	---	0.458889899	C5 Down	201149_x_at	7078	TMP1	0.4046675	C5 Down	218113_at	23670	TMEM4	5.5017752	C6 Up
229271_x_at	---	---	0.2654518	C5 Down	204313_x_at	1378	CR1	0.49363498	C5 Down	205432_at	8016	OVGP1	0.3224865	C5 Down	233241_at	58857	C20orf19	5.2981838	C6 Up
217227_x_at	---	---	0.2805974	C5 Down	203666_at	6387	CXCL12	0.471834476	C5 Down	223779_at	84740	MGC10981	0.4105033	C5 Down	244503_at	627	BDNF	7.1678927	C6 Up
232865_at	51237	PACAP	0.334494	C5 Down	210237_x_at	79997	SXRP1	0.487765553	C5 Down	203073_at	92304	SCGB3A1	0.3792924	C5 Down	218872_at	54997	TESC	5.99970056	C6 Up
205683_x_at	7177	TPSAB1	0.4384205	C5 Down	221541_x_at	83716	CRISPLD2	0.392599411	C5 Down	219525_at	55244	FLJ10747	0.3623205	C5 Down	242940_x_a	17500	RLM1	10.12288	C6 Up
205765_at	1577	CYP3A5	0.2376791	C5 Down	206444_x_at	92409	UNC5A	0.438615097	C5 Down	202998_x_at	114849	CT10NF3	0.4705383	C5 Down	238763_at	28296	RBM20	12.338192	C6 Up
232944_at	79875	THSD4	0.4034065	C5 Down	222515_x_at	8542	SCLT2A	0.350154213	C5 Down	226243_at	57535	KIAA1324	0.3861395	C5 Down	224835_at	56261	RPS-1022P	5.2024364	C6 Up
1562209_at	---	---	0.4820777	C5 Down	207802_x_at	10321	CRSP3	0.32362073	C5 Down	202014_x_at	51806	CALM5	0.4692598	C5 Down	226248_s_a	57335	KIAA1324	9.2486934	C6 Up
229296_at	---	---	0.4629253	C5 Down	213125_at	25963	OLFML2B	0.476403184	C5 Down	203650_x_at	3535	LOC622	0.4521846	C5 Down	230430_at	25805	BAMBI	11.459372	C6 Up
243664_at	151887	CDC30	0.4542986	C5 Down	231007_x_at	---	---	0.494823741	C5 Down	231910_at	132203	FLJ44379	0.3236452	C5 Down	218793_s_a	6322	SCML1	7.457873	C6 Up
1557690_x_at	4862	NPAS2	0.4359552	C5 Down	230746_x_at	7069	THRSP	0.38450798	C5 Down	204075_at	4312	MMP1	0.3580838	C5 Down	219961_s_a	58857	C20orf19	4.5392783	C6 Up
207651_at	29099	GPR171	0.4545591	C5 Down	224009_x_at	10170	DHR59	0.379436832	C5 Down	203534_at	28234	SCOL1B3	0.4604846	C5 Down	235392_at	3667	IRSI	9.2477401	C6 Up
211506_x_at	3576	IL8	0.4171192	C5 Down	202620_x_at	9514	SERPINE1	0.424490178	C5 Down	201801_x_at	1118	CHT1	0.4679735	C5 Down	236852_at	6322	SCML1	7.4594917	C6 Up
231148_at	147520	IGFL2	0.4835757	C5 Down	202386_at	5997	RGS2	0.405818399	C5 Down	233179_at	54715	AZBP1	0.3751461	C5 Down	227719_at	---	---	8.8251056	C6 Up
1558199_at	2335	FN1	0.3836363	C5 Down	220011_x_at	4052	LTF // LOC434345	0.128196783	C5 Down	209179_at	10951	ADRP2	0.292893	C5 Down	229912_at	221935	SDK1	5.9517015	C6 Up
235182_at	140862	CDOR22	0.2919521	C5 Down	204620_x_at	1462	CSPC2	0.488201708	C5 Down	201820_at	3852	KRT5	0.4877953	C5 Down	230964_at	341640	FREM2	17.996329	C6 Up
237490_at	27109	ATP9B	0.4971569	C5 Down	202703_x_at	80704	SCL19A3	0.484304843	C5 Down	202571_x_at	284265	LOC24825	0.4232712	C5 Down	227312_at	55504	TNFRSF19	8.9192972	C6 Up
210667_x_at	55024	BANK1	0.4705352	C5 Down	207175_x_at	9370	ADPOD	0.2222718	C5 Down	155392_s_at	10407	SPAC1 // LOC61	0.3731163	C5 Down	226200_at	---	---	4.2766371	C6 Up
203074_at	244	ANKAB // LOC2	0.4146033	C5 Down	232458_x_at	1281	COL3A1	0.49318952	C5 Down	219197_x_at	57758	SCUB2B	0.4427297	C5 Down	226390_at	84133	ZNRF3	5.129542	C6 Up
220642_at	113612	CYP2U1	0.4965837	C5 Down	230619_at	---	---	0.348921814	C5 Down	201650_x_at	3535	IGL6	0.4652292	C5 Down	227250_at	644512	KREMT1 // 4.5006407	---	C6 Up
1559584_s_at	283897	C16orf54 // LOC	0.4467729	C5 Down	205230_x_at	374	AREG // LOC631	0.357244685	C5 Down	237281_at	156789	AKAP14	0.41221	C5 Down	217999_s_a	28222	PHLDA1	5.3996464	C6 Up
212489_at	1289	COL5A1	0.3673513	C5 Down	237465_x_at	54532	USP35	0.445461615	C5 Down	204035_at	648033	C10orf87	0.4688373	C5 Down	233939_at	1750	DLX6	7.8188117	C6 Up
204082_at	6236	RRAD	0.4121663	C5 Down	202785_x_at	2200	FN1	0.447671861	C5 Down	203600_x_at	---	---	0.4109564	C5 Down	206382_s_a	627	BDNF	5.9672324	C6 Up
204803_s_at	6236	RRAD	0.4400016	C5 Down	214217_x_at	1295	COLA1	0.457122368	C5 Down	233969_x_at	3535	LOC6610 // IGL	0.4774554	C5 Down	238933_at	---	---	6.6902039	C6 Up
229659_s_at	---	---	0.1587803	C5 Down	210096_x_at	1808	CYP4B1	0.385881387	C5 Down	211642_at	652161	LOC682161	0.4874325	C5 Down	219797_at	28822	PHLDA1	5.7130025	C6 Up
206337_at	1236	CCR7	0.4338809	C5 Down	211640_x_at	25461	IGHV1-69	0.459958014	C5 Down	243802_at	102265	DNDH2	0.4402543	C5 Down	228933_at	4810	NHS	9.6851756	C6 Up
238429_at	137635	TCM7L1	0.4788527	C5 Down	201994_x_at	7498	XDM	0.439609898	C5 Down	231915_at	260438	Caorf7	0.4833566	C5 Down	221874_at	65503	KIAA1324	5.9533388	C6 Up
218322_x_at	51703	ACSL5	5.7929016	C6 Up	207300_s_at	1466	SRP2	2.96296937	C5 Down	219115_x_at	53832	IL20A	3.8139712	C6 Up	236088_at	8840	SYK	2.3339744	C6 Up
33322_x_at	2810	SNF	5.4634867	C6 Up	217143_x_at	6955	TRAF3 // TRD3	8.82368495	C6 Up	219036_at	79710	MORC4	2.11795	C6 Up	165392_s_a	10407	SPAC1 // LOC61	8.7180297	C6 Up
225387_at	10098	TPSANS	3.8176253	C5 Up	231166_x_at	151556	GPR155	1.91799553	C5 Down	223366_at	---	---	2.1717041	C6 Up	202833_s_a	5265	SERPINA1	4.6203007	C6 Up
228658_at	150271	LOC150271	7.4762086	C6 Up	202978_x_at	6299	SALL1	4.284174905	C5 Down	203919_at	3248	HPOD	12.1824553	C6 Up	227908_at	29103	DNAJC15	5.9243163	C6 Up
204917_x_at	4300	MLT3	3.811863	C5 Up	205894_at	415	ARSE	2.675191958	C6 Up	202036_at	10699	CORIN	4.848201	C6 Up	223487_at	51655	RASD1	4.2743286	C6 Up
209890_at	10088	TPSANS	3.5234546	C6 Up	208983_at	6299	SALL1	3.98382318	C6 Up	1552938_s_at	104049	MYO3B	3.1891724	C6 Up	239492_at	284904	SEC14A1	2.7197101	C6 Up
230882_at	239887	FLJ34048	4.2565116	C6 Up	218330_x_at	89797	NAV2	2.621618105	C5 Up	208677_x_at	862	BSG	2.0824867	C6 Up	204932_at	4982	TNFRSF11E	1.3229465	C6 Up
233442_at	205024	PDRN3	4.9090196	C6 Up	227887_x_at	54947	AYTL1	2.555794846	C5 Up	205044_at	3268	GABRP	3.6969042	C6 Up	208711_x_a	595	CNDN1	2.1029957	C6 Up
209708_at	26002	MOXD1	6.5652435	C6 Up	216607_x_at	1595	CYP51A1	2.47845997	C5 Down	235079_at	---	---	2.3047465	C6 Up	244818_at	9265	PKIR1	2.3143599	C6 Up
223231_at	860	RUNDC2	4.2483348	C6 Up	243504_x_at	14396	SESN3	2.549494303	C6 Up	202481_at	84189	SLITRX6	4.4579702	C6 Up	209862_at	5687	GREB1	2.0279989	C6 Up
203422_s_at	2182	ACSL4	3.2330313	C5 Up	227282_x_at	57526	PCDH9	2.674731217	C5 Down	234980_at	148534	TMEM56	2.4597044	C6 Up	205578_at	4920	ROR2	2.2755001	C6 Up
229973_at	127254	C1orf173	4.5234968	C6 Up	221701_s_at	94220	STRA6	3.465496384	C6 Up	228347_at	6495	SIX1	4.3083015	C6 Up	208917_at	6495	SIX1	3.8269276	C6 Up
205463_x_at	5154	PDGFA	3.2421377	C6 Up	205116_x_at	3600	LAMA2	3.217399448	C5 Down	228143_at	11987	CPX2	2.3373702	C6 Up	213779_at	129906	EMD1	2.14749049	C6 Up
33323_f_at	2810	SNF	6.0549555	C6 Up	213488_x_at	20992	SNED1	2.5622996	C6 Up	203296_s_at	477	ATPIA2	11.289119	C6 Up	222449_at	56937	TMEM4	2.4298934	C6 Up
206404_at	2254	FGF9	4.5699906	C6 Up	212714_x_at	23239	PHLP1	2.271284482	C6 Up	216600_x_at	52328	SLC7A8	3.2828214	C6 Up	217979_at	20775	TMEM313	2.0275084	C6 Up
233337_x_at	28470	SEZL2 // LOC	3.8884408	C6 Up	204023_x_at	8850	SYK	3.000649822	C5 Up	227088_at	8654	POEAE	2.3484198	C6 Up	21597_x_a	---	---	3.108125	C6 Up
230416_x_at	---	---	0.3958088	C6 Up	207679_x_at	11001	SLC22A2	3.474102829	C6 Up	227616_x_at	359490	FLJ144835	3.6536077	C6 Up	211429_x_a	5265	SERPINA1	4.188805	C6 Up
229649_at	9369	NRN3	4.4391451	C5 Up	228252_x_at	34719	NANOS1	3.564798267	C6 Up	203019_x_at	---	---	3.2227444	C6 Up	205405_at	9037	SEMASA	2.2692415	C6 Up
239761_at	2605	GCNT1	3.1088966	C6 Up	229055_x_at	5160	SYT17	2.538117228	C6 Up	209570_x_at	---	---	4.0501706	C6 Up	244407_at	51302	CYP9BA1	2.0275411	C6 Up
219973_at	79642	AR5J	3.2002511	C6 Up	232963_x_at														

Fold				Fold				Fold				Fold									
Gene ID	Entrez ID	SYMBOL	Change	Gene ID	Entrez ID	SYMBOL	Change	Gene ID	Entrez ID	SYMBOL	Change	Gene ID	Entrez ID	SYMBOL	Change						
213519_u_at	3908	LAMA2	3.965263	206000_u_at	10149	GRP94	6.787819376	212250_u_at	55568	GALNT10	2.5708014	221577_x_uat	9518	GDF15	2.7092706	234034_u_at	27345	KCNMB4	2.2249343		
204288_x_at	8470	SORBS2	3.014589	202727_u_at	4052	LTPB1	2.546866477	202058_u_at	81029	C6orf97	2.1825299	201525_u_at	347	AP0D	3.7095274	240139_u_at	7322	UBE2D2	3.0768186		
231063_u_at	---	---	7.2524379	212059_u_at	388	RHOH	2.670132045	202195_u_at	50123	CPYBP1A1	3.7246963	227051_u_at	---	---	3.5122628	227314_u_at	---	---	2.2487439		
234276_u_at	9712	USP9L	4.3243298	201240_u_at	1734	DIO2	5.32993779	203803_u_at	51449	PCYOX1	2.0567059	225491_u_at	6506	SLC12A2	3.1084999	238882_u_at	5366	PRRX1	2.2616918		
208837_u_at	3397	ID1	4.6622482	210070_u_at	1070	TGIF	2.28602796	203816_u_at	8367	DYNLRB2	2.2424459	222603_u_at	79956	KIAA1815	2.2427051	226652_u_at	283666	LOC238666	2.0795841		
215810_u_at	22862	FNDC3A	4.3634039	202676_u_at	6092	ROBO2	3.563015245	203152_u_at	14083	C2orf82	12.19324	213988_x_uat	6303	EAT2	2.0023231	240087_u_at	1770	RNAH9	2.0074959		
212686_u_at	57460	PMH1H	1.2150782	204505_u_at	771	CA12	2.421388082	201987_u_at	51162	C10orf1	3.76912	222857_u_at	27345	KCNMB4	2.4320435	202759_u_at	22336	RNOBTB3	2.0029745		
155392_u_at	388	RHOH	2.9637821	203993_u_at	4778	NFE2	2.348096186	203333_u_at	6303	STAT	2.4432849	208510_u_at	5468	PPARG	2.0540488	218273_x_uat	54704	PRM2C	2.0480775		
1554062_u_at	7499	XG	3.1416285	204488_u_at	960	CD42	2.762154488	201277_u_at	832	SDCI1	2.0499911	204690_u_at	151285	DKFZ761P1	2.0243274	227815_u_at	---	---	2.2578737		
241291_u_at	---	---	8.9213351	219511_u_at	9627	SIN3AP	3.295465722	219596_u_at	51965	PLA1A	2.2553531	21042_x_uat	1522	CTSD	2.1697152	205381_u_at	10234	LRRC17	2.4427567		
238537_u_at	---	---	3.6077834	225396_u_at	91461	LOC91461	3.136484292	202030_u_at	54855	FAM40C	2.9979227	205131_x_uat	6320	CLEC11A	2.7532919	229095_u_at	440985	LOC440985	3.708237		
209629_u_at	8612	PPAP2C	3.4496133	202599_u_at	4246	SCGB2A1	6.052898995	202957_u_at	26	ABP1	1.1395693	1553970_x_uat	1056	CEL	4.4213561	213425_u_at	7474	WNTS4	2.3256157		
204995_u_at	6781	STC1	3.910833	226279_u_at	11098	PRSS23	2.747937517	217127_u_at	1491	CTH	3.395218	205373_u_at	1496	CTNNA2	2.9311597	208384_x_uat	11082	ESM1	2.2130987		
229728_u_at	8470	SORBS2	3.0229884	211867_x_uat	771	CA12	2.513699057	202971_u_at	6575	SLC20A2	2.0272927	21381_x_uat	10407	SPAC11	8.178243	244022_u_at	64778	FNMC3B	2.155763		
210735_u_at	771	CA12	2.8698505	204285_u_at	5366	PMAP1	2.738700474	212014_u_at	960	CD44	2.8761294	204036_u_at	1902	EDC2	2.4529757	201801_x_uat	2030	SLC29A1	2.028433		
221609_u_at	7475	WNT6	4.9009329	201820_u_at	3852	KRT5	3.20598969	212014_u_at	57447	NORC2	4.6184274	206070_u_at	2042	EPHA3	8.035753	202634_u_at	84400	ZMOT1	2.0137888		
229150_u_at	79083	MLP4	3.6211566	201475_u_at	6850	SYK	2.864710944	217867_u_at	25825	BACF2	2.4843737	201783_x_uat	6320	CLEC11A	2.6986888	218435_u_at	29103	DNAC15	2.0268392		
206737_u_at	1481	WNT11	2.7324548	202396_u_at	414	ARSD	2.02603562	202945_u_at	25817	FAM19A5	3.023237	223541_u_at	31398	HAS3	4.4901402	214098_u_at	25054	DKFZ96A4	2.9855343		
213654_u_at	6505	SLC11A1	2.8862821	202637_u_at	2295	FODF2	1.16885996	204412_u_at	8640	ZNF592	2.011123	207271_x_uat	10407	SPAC11	8.5557319	234235_u_at	8325	F2D8	2.7711735		
202017_u_at	2052	EPHK1	2.5371326	201839_u_at	10709	PLK2	2.53782042	202745_u_at	94234	FOXO1	2.3274693	208896_u_at	8563	SLC11A1	3.7770219	212224_u_at	116	ALDH1A1	2.7668292		
1554411_u_at	1499	CTNBN1	3.757459	203976_u_at	84189	SLITRK6	4.453426916	242064_u_at	54549	SOX2	2.1789564	206354_u_at	28234	SLC01B3	4.3375076	222923_u_at	53832	IL2RA	2.1198221		
219938_u_at	9050	PSTPIP2	2.4512049	201510_u_at	2258	FGF13	3.958686511	202195_u_at	285033	C3orf4	2.1491841	203373_u_at	8835	SODC2	5.5225297	227405_u_at	8325	F2D8	3.2916477		
204997_u_at	861	STC1	4.021529	201544_u_at	3248	HFGD	10.1623807	20144_u_at	1041	FRAS1	3.6237827	202617_u_at	---	---	2.1447979	224963_u_at	1436	SLC2E2	2.4819347		
216840_u_at	3908	LAMA2	3.6730707	202519_u_at	2935	PROX149	2.043327671	202629_u_at	54332	GDMP1	3.3456536	209785_u_at	8728	ADAM19	2.1039265	210899_u_at	9046	TP53	2.2116653		
212183_u_at	1163	NJUD7A	2.6627172	202926_u_at	8850	SYK	2.436312225	202930_u_at	6754	LMBL1L3	2.0620717	205258_u_at	3625	INHBB	1.5179111	228226_u_at	12024	TNMEM5B	3.0120862		
234489_u_at	643675	LOC643675	4.123888	201512_u_at	54575	UGT1A10 UGT11	2.098918334	201982_u_at	28442	LOC28442	5.2122044	229096_u_at	440895	LOC440895	4.620974	230147_u_at	2151	F2R2	2.2516653		
222735_u_at	---	---	7.1229029	202073_u_at	10133	OPTN	3.01514022	218779_u_at	54869	EP8B1	3.6512491	202620_u_at	5352	PLOC2	4.2726278	226333_u_at	---	---	3.0946793		
203661_u_at	10529	NEBL	3.4653874	202524_u_at	9806	SPOCK2	1.133451815	203404_u_at	---	---	2.5793398	229269_u_at	57674	C17orf27	3.8488781	206025_u_at	7130	TNFAIP6	0.5025504		
223877_u_at	8828	NRP2	2.0614019	204397_u_at	65326	TMTC1 LOC653	0.179416022	205115_u_at	1999	ELF3	0.401643	211122_x_uat	6373	CXCL11	0.8709761	204162_u_at	10403	KMT2C	0.5625669		
20150_u_at	9865	RNAB044	3.3069225	202590_u_at	91653	BOC	3.07089155	204784_u_at	4291	MLF1	0.3741105	204777_x_uat	4118	MLL	0.1512774	230358_u_at	7903	THSD4A	0.3520203		
205535_u_at	5099	PCDH7	2.3937713	219684_u_at	64108	RTM4	0.162290569	208496_u_at	---	---	276	AMY1A AMY1B	0.0967111	202994_u_at	---	---	0.1644048				
235334_u_at	256435	STEGALNAC3	2.1045217	201030_u_at	10370	CITED2	0.27954194	202926_u_at	---	---	811	1811661	---	202688_u_at	10964	IFH4L	0.2479853	202898_u_at	8743	TNFSF10	0.451509
243829_u_at	151126	ZNF533	2.5128209	202920_u_at	92196	LOC82196	0.084655487	202875_u_at	3433	IFIT2	0.2298242	214091_x_uat	2878	GPX3	0.202938	204070_u_at	5920	RARRS5	0.3221451		
205027_u_at	1510	CTSE	2.4134348	202603_u_at	64073	C19orf43	0.32098027	202608_u_at	20008	FM20A	0.2381127	202608_u_at	21730	TNFAIP8	0.1789569	212859_u_at	4493	MTF1	0.3626415		
203862_u_at	10529	NEBL	3.7333356	202079_u_at	8184	STEGALNAC3	0.088346539	202876_u_at	143098	MPF7	0.3882577	21597_x_uat	84525	HOP	0.2614939	206133_u_at	54739	BIRC4BP	0.321345		
235973_u_at	---	---	2.0294501	201842_x_uat	21029	FEMP1	0.10770889	202048_u_at	2024	EPF1	0.4122705	202048_u_at	5218	PTFK1	0.4387065	203468_u_at	4881	NRP1	0.4130005		
204304_u_at	8842	PROM1	3.8729787	202876_u_at	7058	THRB	0.242112179	202048_u_at	3634	GBP2	0.2648987	1552703_x_uat	114769	CASP1 C	0.3231283	212843_u_at	4684	NCCM1	0.2633147		
211709_u_at	6320	CLEC11A	2.6612277	202823_u_at	1295	COL8A1	0.082926094	202216_u_at	9510	ADAMT81	2.6619397	202617_x_uat	93281	ANKRD9	0.3056561	202183_u_at	55008	HRCAM	0.3737246		
209690_u_at	655	IMP7	2.3241304	201791_x_uat	3671	ISLR	0.169181932	201058_u_at	10398	MYL8	0.338443	224488_x_uat	19418	SPON1	0.2421554	213899_x_uat	7070	THY1	0.3358567		
205559_u_at	5125	PCSK5	2.3442959	205991_u_at	5388	PWOC	0.10823938	206560_u_at	21585	SAMD9L	0.2438101	206560_u_at	21074	LAMP3	0.2323691	219866_u_at	53405	CLIC5	0.3349656		
206754_u_at	1556	CYP2B7P1	2.7759395	2024579_u_at	---	---	0.381530013	219045_u_at	54599	RHOF	0.337449	204446_u_at	240	ALOX5	0.2146719	209969_u_at	6772	STAT1	0.3198011		
1555725_u_at	8490	RGS5	2.0500391	204733_u_at	5653	KLK6	0.197163209	237892_u_at	1301	COL11A1	0.0526162	202869_u_at	4938	OAS1	0.2798599	232458_u_at	1281	COL3A1	0.1565851		
206067_u_at	7490	WT1	0.0308088	202782_u_at	203328	SUSD3	0.248965526	202782_u_at	8450	STON1	0.2897472	204746_u_at	---	---	0.3398388	224795_x_uat	28299	IKGK IKG	0.3489602		
213994_u_at	10418	SPON1	0.0386953	201648_u_at	9246	UBE2L6	0.316458954	205070_u_at	11170	FAM107A	0.1940708	156868_u_at	339804	LOC339804	0.3831011	203828_u_at	9325	IL32	0.2971385		
209436_u_at	10418	SPON1	0.043373	201842_x_uat	1248	DSCC	0.45842303	202020_u_at	10123	ARL4C	0.3342431	21161_x_uat	1281	COL3A1	0.2896167	204672_x_uat	22881	ANKRD9	0.3878649		
213993_u_at	10418	SPON1	0.0275979	204533_u_at	3627	CXCL10	0.084070776	202911_u_at	84617	TUBB8	0.3034178	204822_u_at	7272	TTC1	0.2967648	227955_u_at	---	---	0.3220277		
216853_u_at	7490	WT1	0.0586936	202670_u_at	129007	LOC129007	1.175339491	202902_u_at	11098	PRSS23	0.2327858	222549_u_at	9076	CLDN1	0.3178249	202436_u_at	1545	CYP11B	0.2224812		
204577_u_at	2619	GAS1	0.1231971	203817_u_at	---	---	0.212210953	218826_u_at	54733	SLC3F2	0.379591	210051_u_at	10411	RAPGEF3	0.3381862	212706_u_at	10156	RASA4 F	0.1566291		
226232_u_at	653626	TMTC1 LOC1	0.0711801	203565_u_at	84612	PARDB9	0.320633023	202791_u_at	400077	FLA2957	0.2511528	226769_u_at	387778	LOC387758	0.2451657	206011_u_at	834	CASP1	0.2929495		
209437_u_at	10418	SPON1	0.0449924	202916_u_at	7325	UBE2E2	0.337464748	213069_u_at	57493	HCC1	0.3117462	203093_u_at	7058	THBS2	0.1086547	213618_u_at	116984	CENTD1	0.3858019		
215813_u_at	5742	PTGS1	0.869918	2028545_u_at	13528	CD109	0.162333819	219211_u_at	61276	USP18	0.2454181	217428_x_uat	1300	COL10A1	0.0755531	205899_u_at	8900	CCNA1	0.2963413		
226931_u_at	653626	TMTC1 LOC1	0.0740504	208969_u_at	14328	IRF16	0.263479033	219045_u_at	11730	LOC612926	0.0262711</										

Table with 4 columns of headers (Gene ID, Entrez ID, SYMBOL, Fold Change) and 3 columns of footnotes (Gene ID, Entrez ID, SYMBOL, Fold Change) repeated. The table contains a large number of rows, each representing a gene entry with associated identifiers and fold change values.

Fold					Fold					Fold					Fold				
Gene ID	Entrez ID	SYMBOL	Change	Group	Gene ID	Entrez ID	SYMBOL	Change	Group	Gene ID	Entrez ID	SYMBOL	Change	Group	Gene ID	Entrez ID	SYMBOL	Change	Group
203698_at	2487	FRZB	0.3194742	C6 Down															
1570515_a_at	27145	FILIP1	0.4898682	C6 Down															
207345_at	10468	FST	0.4235509	C6 Down															
207957_at	5579	PRKCB1	0.4852054	C6 Down															
230663_at	---	---	0.4016217	C6 Down															
209627_at	26031	OSBPL3	0.4787313	C6 Down															
241782_at	---	---	0.4375621	C6 Down															
211639_x_at	---	---	0.3293033	C6 Down															
215214_at	3535	IGL@	0.2767133	C6 Down															
209220_at	2719	GPC3	0.2972324	C6 Down															
2110029_at	3620	INDO	0.4964246	C6 Down															
210065_at	7348	LRK1B	0.3440275	C6 Down															
217235_x_at	---	---	0.3032062	C6 Down															
217967_at	116496	C1orf24	0.4611528	C6 Down															
240156_at	5990	RFK2	0.467464	C6 Down															
202274_at	72	ACTC2	0.4548013	C6 Down															
226997_at	---	---	0.4107179	C6 Down															
228721_at	26172	C3orf41	0.4583305	C6 Down															
205376_at	55117	SLC6A15	0.3807866	C6 Down															
205710_at	4036	LRP2	0.4505697	C6 Down															
242094_at	3690	ITGB3	0.4861928	C6 Down															
227241_at	143662	MUC15	0.3650137	C6 Down															
202627_at	5054	SERPINE1	0.4989301	C6 Down															
206641_at	608	TNFRSF17	0.2986892	C6 Down															
207149_at	1010	CDH12	0.2837048	C6 Down															
215077_at	---	---	0.4398513	C6 Down															
239645_at	---	---	0.4447726	C6 Down															
227711_at	121355	FAM112B	0.1750495	C6 Down															
211633_x_at	3500	IGHC1	0.3430671	C6 Down															
230626_at	23554	TSPAN12	0.4075629	C6 Down															
207636_at	5276	SERPIN2	0.3998659	C6 Down															
223952_x_at	10170	DHRS9	0.3909525	C6 Down															
1552487_a_at	646	BNC1	0.3752535	C6 Down															
224342_x_at	96610	LOC98610	0.2961539	C6 Down															
205700_at	8630	HSD17B6	0.4525164	C6 Down															
213875_at	10859	LYZ // LLRB1	0.3806589	C6 Down															
223823_at	10242	KCNMB2	0.4746641	C6 Down															
239665_at	441179	LOC441179 // 1	0.418715	C6 Down															
228604_at	---	---	0.3678686	C6 Down															
241224_x_at	84677	DSCR8	0.2584758	C6 Down															
206336_at	6372	CXCL6	0.2633153	C6 Down															
1557080_s_at	9358	ITGBL1	0.4249859	C6 Down															
216412_x_at	---	---	0.4233977	C6 Down															
235977_at	164832	LONRF2	0.4850159	C6 Down															
230608_at	---	---	0.4933305	C6 Down															
1566040_at	653316	LOC653316	0.470769	C6 Down															
225996_at	164832	LONRF2	0.4343313	C6 Down															
216365_x_at	3538	IGLC2	0.3763297	C6 Down															
216542_x_at	3493	IGHA1 // IGHG	0.4508018	C6 Down															
1555745_s_at	4069	LYZ	0.2558769	C6 Down															
210503_at	4110	MAGEA11	0.2321903	C6 Down															
239909_at	6281	S100A10	0.4492149	C6 Down															
229669_at	440416	LOC440416	0.3380224	C6 Down															
201109_s_at	7057	THBS1	0.4916234	C6 Down															
1564796_at	2012	EMP1	0.4079334	C6 Down															
209959_at	8013	NR4A3	0.4453963	C6 Down															

Supplementary Table 3. PANTHER pathway and GO analysis using gene overexpressed within from k-means groups

PANTHER Pathway and GO	p-value	PANTHER Pathway and GO	p-value
Group 1		Biological Process (Group 3 Cont.)	
Pathways		Developmental processes	0.070
Integrin signalling pathway	0.000	Molecular Function	
Plasminogen activating cascade	0.047	Microtubule family cytoskeletal protein	0.008
Phenylethylamine degradation	0.084	Cytoskeletal protein	0.008
Biological Process			
Cell adhesion	0.000	Group 4	
Cell communication	0.000	Pathways	Nil
Signal transduction	0.000	Biological Process	Nil
Developmental processes	0.000	Molecular Function	
Mesoderm development	0.000	Other cytokine	0.120
Cell structure and motility	0.000		
Cell structure	0.000	Group 5	
Skeletal development	0.000	Pathways	
Angiogenesis	0.048	Cadherin signaling pathway	0.000
Molecular Function		Wnt signaling pathway	0.001
Extracellular matrix	0.000	Alzheimer disease-presenilin pathway	0.010
Signaling molecule	0.000	Biological Process	
Cell adhesion molecule	0.000	Developmental processes	0.000
Receptor	0.001	Neurogenesis	0.000
Metalloprotease	0.005	Ectoderm development	0.000
		Skeletal development	0.001
		Cell adhesion	0.009
		Mesoderm development	0.026
		mRNA transcription	0.038
		Cell adhesion-mediated signaling	0.042
Group 2		Molecular Function	
Pathways		Extracellular matrix	0.002
T cell activation	0.015	Transcription factor	0.005
Inflammation mediated by chemokine and cytokine signaling pathway	0.025	Cell adhesion molecule	0.007
JAK/STAT signaling pathway	0.070	Extracellular matrix structural protein	0.066
Biological Process		Homeobox transcription factor	0.073
Immunity and defense	0.000		
T-cell mediated immunity	0.000	Group 6	
Interferon-mediated immunity	0.000	Pathways	
MHCII-mediated immunity	0.000	Alzheimer disease-presenilin pathway	0.000
Cytokine and chemokine mediated signaling pathway	0.000	Wnt signaling pathway	0.010
Macrophage-mediated immunity	0.000	Cadherin signaling pathway	0.028
Cytokine/chemokine mediated immunity	0.000	Biological Processes	
Signal transduction	0.000	Developmental processes	0.000
B-cell- and antibody-mediated immunity	0.000	Mesoderm development	0.000
Cell surface receptor mediated signal transduction	0.002	Signal transduction	0.000
Granulocyte-mediated immunity	0.007	Lipid, fatty acid and steroid metabolism	0.001
Ligand-mediated signaling	0.012	Skeletal development	0.001
Natural killer cell mediated immunity	0.013	Amino acid transport	0.001
Molecular Function		Cell communication	0.002
Defense/immunity protein	0.000	Amino acid metabolism	0.004
Immunoglobulin receptor family member	0.000	Ectoderm development	0.037
Signaling molecule	0.000	Phospholipid metabolism	0.065
Chemokine	0.000	Neurogenesis	0.075
Receptor	0.001	Molecular Function	
Major histocompatibility complex antigen	0.011	Signaling molecule	0.000
Protease	0.012	Growth factor	0.000
Large G-protein	0.043	Other signaling molecule	0.020
Other cytokine	0.075	Hydrolase	0.145
		Transporter	0.161
		Select calcium binding protein	0.183
Group 3			
Pathways			
Biological Process	Nil		
Cell structure and motility	0.000		
Cell motility	0.005		

Gene ID	SYMBOL	Fold Change(T/S)	q-value(%)	Component	Gene ID	SYMBOL	Fold Change(T/S)	q-value(%)	Component	Gene ID	SYMBOL	Fold Change(T/S)	q-value(%)	Component	
201109_s_at	THBS1	0.097	0.00	Stroma	226676_at	ZNF521	0.133	0.00	Stroma	202112_at	VWF	0.182	0.00	Stroma	
227550_at	LOC143381	0.056	0.00	Stroma	225166_at	ARHGAP18	0.220	0.00	Stroma	204749_at	NAP1L3	0.219	0.00	Stroma	
219872_at	C4orf18	0.095	0.00	Stroma	205631_at	CD2	0.272	0.00	Stroma	207016_s_at	ALDH1A2	0.108	0.00	Stroma	
205660_at	PCSK5	0.172	0.00	Stroma	212636_at	GKI	0.197	0.00	Stroma	202079_at	---	0.311	0.00	Stroma	
233690_at	RUNX1	0.104	0.00	Stroma	223278_at	MST150	0.173	0.00	Stroma	214247_s_at	DKK3	0.084	0.00	Stroma	
208782_at	FSTL1	0.130	0.00	Stroma	211794_at	FYB	0.185	0.00	Stroma	204037_at	EDG2 // LOC64492	0.153	0.00	Stroma	
227202_at	CNTN1	0.023	0.00	Stroma	201617_s_at	CALD1	0.317	0.00	Stroma	225623_at	TTMA	0.262	0.00	Stroma	
226237_at	COL8A1	0.044	0.00	Stroma	202403_s_at	COL1A2	0.101	0.00	Stroma	213249_at	FBXL7	0.164	0.00	Stroma	
204589_at	NUAK1	0.088	0.00	Stroma	228664_at	PRDM1	0.159	0.00	Stroma	236577_at	---	0.162	0.00	Stroma	
227584_at	LOC402560	0.077	0.00	Stroma	216620_s_at	TRGC2 // TRGV2 /	0.170	0.00	Stroma	226876_at	FAM101B	0.248	0.00	Stroma	
227209_at	CNTN1	0.032	0.00	Stroma	213247_at	SVEP1	0.055	0.00	Stroma	219935_at	ADAMTS5	0.208	0.00	Stroma	
225275_at	EDL3	0.061	0.00	Stroma	218162_at	CLF3L3	0.093	0.00	Stroma	157049_at	---	0.077	0.00	Stroma	
227971_at	NRK	0.015	0.00	Stroma	1556427_s_at	LOC221091	0.076	0.00	Stroma	204320_at	COL11A1	0.042	0.00	Stroma	
228109_at	RASGEF2	0.084	0.00	Stroma	212077_at	CALD1	0.251	0.00	Stroma	203473_at	SLC02B1	0.280	0.00	Stroma	
231341_at	SLC35D3	0.097	0.00	Stroma	229357_at	ADAMTS5	0.151	0.00	Stroma	209335_at	DCN	0.050	0.00	Stroma	
212488_at	COL5A1	0.034	0.00	Stroma	226210_s_at	MEG3	0.048	0.00	Stroma	219552_at	SVEP1	0.100	0.00	Stroma	
228952_at	---	0.086	0.00	Stroma	223343_at	MSA47	0.106	0.00	Stroma	213609_at	LRRIC5	0.084	0.00	Stroma	
212419_at	C10orf56	0.154	0.00	Stroma	232231_at	RUNX2	0.087	0.00	Stroma	231518_at	LOC283867	0.135	0.00	Stroma	
214587_at	COL8A1	0.025	0.00	Stroma	219696_at	MSA6A	0.136	0.00	Stroma	219777_at	GMAP8	0.191	0.00	Stroma	
211813_s_at	DCN	0.065	0.00	Stroma	202684_at	WASPIP	0.110	0.00	Stroma	221283_at	RUNX2	0.163	0.00	Stroma	
224684_at	ANTXR1	0.100	0.00	Stroma	210987_s_at	TPM1	0.217	0.00	Stroma	38149_at	ARHGAP25	0.299	0.00	Stroma	
201893_at	DCN	0.042	0.00	Stroma	227140_at	---	0.085	0.00	Stroma	229635_at	LOC643424	0.196	0.00	Stroma	
222379_at	---	0.033	0.00	Stroma	229844_at	HMCN1	0.052	0.00	Stroma	230391_at	---	0.219	0.00	Stroma	
213891_s_at	---	0.190	0.00	Stroma	203060_s_at	PAPSS2	0.120	0.00	Stroma	242100_at	CSS3	0.091	0.00	Stroma	
227399_at	VGLL3	0.064	0.00	Stroma	204052_s_at	SFRP4	0.027	0.00	Stroma	1553191_at	DST	0.056	0.00	Stroma	
201261_s_at	BGN	0.073	0.00	Stroma	214462_at	SGCD	0.154	0.00	Stroma	213995_s_at	FCGR2C	0.221	0.00	Stroma	
201278_at	DAB2	0.112	0.00	Stroma	203788_s_at	SEMA3C	0.186	0.00	Stroma	223392_s_at	TSHZ3	0.201	0.00	Stroma	
1554966_s_at	DOC1	0.091	0.00	Stroma	230625_at	APBB1P	0.208	0.00	Stroma	226372_at	CHST11	0.234	0.00	Stroma	
206907_s_at	PALLD	0.109	0.00	Stroma	207172_s_at	CDH11	0.048	0.00	Stroma	212472_at	MICAL2	0.195	0.00	Stroma	
229555_at	GALNT5	0.086	0.00	Stroma	205069_at	---	0.064	0.00	Stroma	204076_at	ENTPD4	0.413	0.00	Stroma	
210116_at	SH2D1A	0.110	0.00	Stroma	202628_s_at	SERPINE1	0.135	0.00	Stroma	211651_s_at	LAMB1	0.089	0.00	Stroma	
229271_s_at	---	0.025	0.00	Stroma	37005_at	NBL1	0.135	0.00	Stroma	226930_at	FNDC1	0.050	0.00	Stroma	
215324_at	SEMA3D	0.051	0.00	Stroma	235821_at	---	0.093	0.00	Stroma	209621_s_at	POLM3	0.066	0.00	Stroma	
47500_at	LZTS1	0.119	0.00	Stroma	212473_s_at	MICAL2	0.145	0.00	Stroma	244194_at	---	0.191	0.00	Stroma	
201107_s_at	THBS1	0.089	0.00	Stroma	212489_at	COL5A1	0.042	0.00	Stroma	201141_at	GNPMB	0.286	0.00	Stroma	
212758_s_at	TCF8	0.129	0.00	Stroma	223809_at	RGS18	0.252	0.00	Stroma	213725_s_at	LOC283824	0.100	0.00	Stroma	
204345_at	COL16A1	0.155	0.00	Stroma	241596_at	NDU10	0.170	0.00	Stroma	213933_at	PTGER3	0.143	0.00	Stroma	
232110_at	GALNT5	0.112	0.00	Stroma	1559393_at	ALDH1L2	0.204	0.00	Stroma	230440_at	ZNF469	0.147	0.00	Stroma	
1564287_at	STAMBP1	0.063	0.00	Stroma	203570_at	LOXL1	0.149	0.00	Stroma	226293_at	DEPDC7	0.155	0.00	Stroma	
229480_at	LOC402560	0.063	0.00	Stroma	241780_at	CDH11	0.102	0.00	Stroma	204006_s_at	FCGR3A // FCGR3II	0.215	0.00	Stroma	
219179_at	DAC1	0.087	0.00	Stroma	209676_at	TFPI	0.161	0.00	Stroma	230071_at	---	Sep-11	0.065	0.00	Stroma
211896_s_at	DCN	0.041	0.00	Stroma	227690_at	ANTXR1	0.088	0.00	Stroma	212792_at	DPY19L1	0.274	0.00	Stroma	
201149_s_at	TAMP3	0.077	0.00	Stroma	226142_at	GLIPR1	0.134	0.00	Stroma	226899_at	NRP2	0.203	0.00	Stroma	
201108_s_at	THBS1	0.107	0.00	Stroma	204879_at	PDPN	0.173	0.00	Stroma	231823_s_at	SH3PX2D8	0.273	0.00	Stroma	
201792_at	AEBP1	0.124	0.00	Stroma	230609_at	---	0.085	0.00	Stroma	200742_s_at	TFP1	0.350	0.00	Stroma	
212667_at	SPARC	0.064	0.00	Stroma	215646_s_at	CSPG2	0.075	0.00	Stroma	223422_s_at	ARHGAP24	0.331	0.00	Stroma	
227705_at	TCEAL7	0.107	0.00	Stroma	203083_at	THBS2	0.075	0.00	Stroma	1556138_s_at	COL5A1	0.120	0.00	Stroma	
212813_at	JAM3	0.111	0.00	Stroma	202967_at	HCLS1	0.244	0.00	Stroma	215787_at	ACTA2	0.088	0.00	Stroma	
213905_s_at	BGN // TSHZ1	0.064	0.00	Stroma	206201_s_at	MEOX2	0.092	0.00	Stroma	229699_at	LOC440416	0.266	0.00	Stroma	
1558532_at	TPM1	0.256	0.00	Stroma	214293_at	---	Sep-11	0.113	0.00	Stroma	209897_s_at	SLIT2	0.346	0.00	Stroma
201150_s_at	TAMP3	0.072	0.00	Stroma	209473_at	---	0.156	0.00	Stroma	204337_at	RGS4	0.150	0.00	Stroma	
202765_s_at	FBN1	0.049	0.00	Stroma	210992_s_at	FCGR2C	0.207	0.00	Stroma	203688_s_at	VCAM1	0.097	0.00	Stroma	
1552289_s_at	---	0.088	0.00	Stroma	203325_s_at	COL5A1	0.061	0.00	Stroma	205696_s_at	GFR1	0.171	0.00	Stroma	
204912_at	IL10RA	0.246	0.00	Stroma	204051_s_at	SFRP4	0.029	0.00	Stroma	205096_s_at	ENPP1	0.103	0.00	Stroma	
211203_s_at	CNTN1	0.046	0.00	Stroma	220888_s_at	C1GTFN3	0.067	0.00	Stroma	207238_s_at	PTRPC	0.183	0.00	Stroma	
228540_at	GKI	0.238	0.00	Stroma	210972_s_at	TRAA // TRDV2 //	0.152	0.00	Stroma	205528_s_at	RUAK1T1	0.084	0.00	Stroma	
202238_s_at	NNMT	0.174	0.00	Stroma	205407_at	RECK	0.095	0.00	Stroma	206025_s_at	TNFAIP6	0.246	0.00	Stroma	
1552638_s_at	NAV3	0.084	0.00	Stroma	215039_at	LOC339524	0.162	0.00	Stroma	218656_s_at	LHFP	0.105	0.00	Stroma	
244853_at	---	0.033	0.00	Stroma	206101_at	ECM2	0.073	0.00	Stroma	202311_s_at	COL1A1	0.105	0.00	Stroma	
239708_at	NBLA00301	0.178	0.00	Stroma	226810_at	C6orf155	0.351	0.00	Stroma	239769_at	CDH11	0.129	0.00	Stroma	
228082_at	ASAM	0.106	0.00	Stroma	214927_at	ITGBL1	0.060	0.00	Stroma	210146_s_at	LILRB2	0.232	0.00	Stroma	
240299_at	LOC648919 //	0.121	0.00	Stroma	226677_at	ZNF521	0.112	0.00	Stroma	238583_at	MSRB3	0.185	0.00	Stroma	
226311_at	---	0.105	0.00	Stroma	227070_at	GLTD2	0.059	0.00	Stroma	221421_s_at	ADAMTS12	0.151	0.00	Stroma	
202092_s_at	ANTXR1	0.077	0.00	Stroma	204774_at	EV2A	0.137	0.00	Stroma	221127_s_at	---	0.084	0.00	Stroma	
201286_at	SDC1	0.105	0.00	Stroma	237945_at	LOC64590	0.168	0.00	Stroma	238852_at	PRRX1	0.104	0.00	Stroma	
209601_s_at	AF1	0.272	0.00	Stroma	201616_s_at	CALD1	0.169	0.00	Stroma	212392_at	---	0.267	0.00	Stroma	
244057_s_at	C10orf72	0.111	0.00	Stroma	200665_s_at	SPARC	0.145	0.00	Stroma	222409_at	CORO1C	0.369	0.00	Stroma	
221760_at	MAN1A1	0.105	0.00	Stroma	225202_at	RHOBTB3	0.118	0.00	Stroma	230319_at	---	0.197	0.00	Stroma	
235318_at	FBN1	0.043	0.00	Stroma	223122_s_at	SFRP2	0.082	0.00	Stroma	229391_s_at	RP1-9H18.5	0.336	0.00	Stroma	
209671_s_at	TRA@ // TRAA	0.183	0.00	Stroma	206756_at	CHST7	0.456	0.00	Stroma	228844_at	---	0.208	0.00	Stroma	
205666_at	FMD1	0.154	0.00	Stroma	37892_at	COL11A1	0.036	0.00	Stroma	219093_at	FLJ20701	0.090	0.00	Stroma	
204823_at	NAV3	0.082	0.00	Stroma	242447_at	LOC285382	0.076	0.00	Stroma	234104_at	DCN	0.234	0.00	Stroma	
204926_at	INHBA	0.068	0.00	Stroma	224002_s_at	FKBP7	0.159	0.00	Stroma	239796_at	---	0.125	0.00	Stroma	
1552507_at	KCNE4	0.058	0.00	Stroma	235438_at	CYP7B1	0.204	0.00	Stroma	228187_at	---	0.275	0.00	Stroma	
224838_at	FOXP1	0.214	0.00	Stroma	223204_at	C4orf18	0.088	0.00	Stroma	202663_at	WASPIP	0.133	0.00	Stroma	
202952_s_at	ADAM12	0.070	0.00	Stroma	205584_at	LY96	0.114	0.00	Stroma	212606_at	WDFY3	0.360	0.00	Stroma	
201506_at	TGFB1	0.180	0.00	Stroma	227098_at	FLJ14834	0.058	0.00	Stroma	1561242_at	---	0.236	0.00	Stroma	
209899_at	LY96	0.217	0.00	Stroma	221910_at	---	0.147	0.00	Stroma	226368_at	CHST11	0.245	0.00	Stroma	
228481_at	POSTN	0.189	0.00	Stroma	224358_s_at	MSA47	0.150	0.00	Stroma	210073_at	ST8S1A1	0.134	0.00	Stroma	
238592_at	POLM3	0.031	0.00	Stroma	231936_at	H0XC9	0.183	0.00	Stroma	226834_at	---	0.057	0.00	Stroma	
202310_s_at	COL1A1	0.075	0.00	Stroma	214954_at	SUSD5	0.264	0.00	Stroma	214454_at	ADAMTS2	0.194	0.00	Stroma	
239286_at	---	0.067	0.00	Stroma	221911_at	ETV1	0.053	0.00	Stroma	204114_at	ND2	0.101	0.00	Stroma	
1553043_s_at	CD300LF	0.181	0.00	Stroma	243864_at	CCDC80	0.064	0.00	Stroma	1552398_s_at	CLEC12A	0.183	0.00	Stroma	
206439_at	DSPG3	0.019	0.00	Stroma	229802_at	---	0.044	0.00	Stroma	217762_s_at	RARB31	0.152	0.00	Stroma	
204359_at	FLRT2	0.068	0.00												

Gene ID	SYMBOL	Fold Change(T/S)	q-value(%)	Component	Gene ID	SYMBOL	Fold Change(T/S)	q-value(%)	Component	Gene ID	SYMBOL	Fold Change(T/S)	q-value(%)	Component
155984_at	C16orf54 // LC	0.092	0.00	Stroma	204686_at	IRS1	0.339	0.00	Stroma	212851_at	RHOBT81	0.233	0.00	Stroma
225720_at	SYNPO2	0.086	0.00	Stroma	203753_at	TCF4	0.217	0.00	Stroma	227183_at	DKFZ598C0721	0.209	0.00	Stroma
226605_at	FAM101B	0.110	0.00	Stroma	233505_at	SULF2	0.155	0.00	Stroma	213311_at	NEK1	0.335	0.00	Stroma
215551_at	AIIF1	0.288	0.00	Stroma	221019_at	COLEC12	0.088	0.00	Stroma	207318_at	CD226	0.304	0.00	Stroma
229554_at	---	0.052	0.00	Stroma	202655_at	WASPP	0.152	0.00	Stroma	225041_at	CCDC80	0.088	0.00	Stroma
204620_at	CSPG2	0.055	0.00	Stroma	226658_at	PDGFN	0.108	0.00	Stroma	203180_at	ALDH1A3	0.088	0.00	Stroma
205559_at	PCSK5	0.098	0.00	Stroma	36030_at	HOM-TES-103	0.147	0.00	Stroma	206129_at	ARSB	0.356	0.00	Stroma
222484_at	CXCL14	0.042	0.00	Stroma	206116_at	TPM1	0.273	0.00	Stroma	225897_at	---	0.138	0.00	Stroma
230161_at	CD99	0.288	0.00	Stroma	1556128_at	RASGRF2	0.111	0.00	Stroma	208882_at	PECAM1	0.206	0.00	Stroma
203044_at	CHSY1	0.395	0.00	Stroma	229088_at	---	0.071	0.00	Stroma	204923_at	CXorf9	0.209	0.00	Stroma
209955_at	FAP	0.044	0.00	Stroma	1558803_at	LOC646638	0.187	0.00	Stroma	203798_at	VSNL1	0.090	0.00	Stroma
203305_at	F13A1	0.099	0.00	Stroma	214615_at	PZRY10	0.394	0.00	Stroma	232888_at	C20orf2	0.235	0.00	Stroma
226695_at	SYNPO2	0.100	0.00	Stroma	222101_at	DCHS1	0.103	0.00	Stroma	1559263_at	ZC3H12D	0.322	0.00	Stroma
211571_at	CSPG2	0.055	0.00	Stroma	213160_at	DOCK2	0.356	0.00	Stroma	228617_at	---	0.085	0.00	Stroma
219506_at	C1orf54	0.240	0.00	Stroma	212681_at	EPB41L3	0.203	0.00	Stroma	212732_at	MEG3	0.118	0.00	Stroma
226279_at	PRSS23	0.130	0.00	Stroma	225019_at	CAMK2D	0.246	0.00	Stroma	223121_at	SFRP2	0.080	0.00	Stroma
236179_at	---	0.032	0.00	Stroma	201621_at	NBL1	0.149	0.00	Stroma	208425_at	TANC2	0.354	0.00	Stroma
215446_at	LOX	0.083	0.00	Stroma	227004_at	CDKL5	0.383	0.00	Stroma	204579_at	MMP19 // LOC625	0.170	0.00	Stroma
242605_at	DCN	0.129	0.00	Stroma	227061_at	---	0.038	0.00	Stroma	206804_at	CD3G	0.208	0.00	Stroma
221731_at	CSPG2	0.061	0.00	Stroma	1560397_at	KULH6	0.206	0.00	Stroma	206200_at	MEF2C	0.162	0.00	Stroma
213790_at	---	0.066	0.00	Stroma	224733_at	CMT3B	0.210	0.00	Stroma	224817_at	SH3PX2A	0.265	0.00	Stroma
225464_at	FRMD6	0.155	0.00	Stroma	204298_at	LOX	0.088	0.00	Stroma	225442_at	---	0.078	0.00	Stroma
226609_at	DCBLD1	0.202	0.00	Stroma	212585_at	OSBP1L	0.420	0.00	Stroma	206090_at	DISC1	0.239	0.00	Stroma
201069_at	MMP2	0.115	0.00	Stroma	213241_at	PLXNC1	0.148	0.00	Stroma	227719_at	---	0.288	0.00	Stroma
232458_at	COL3A1	0.078	0.00	Stroma	204335_at	SCG2	0.089	0.00	Stroma	208423_at	MSR1	0.210	0.00	Stroma
201148_at	TIMP3	0.090	0.00	Stroma	205941_at	COL10A1	0.039	0.00	Stroma	230722_at	BNC2	0.279	0.00	Stroma
202274_at	ACTG2	0.046	0.00	Stroma	241700_at	ZFXH4	0.170	0.00	Stroma	212671_at	HLA-DQA1 // HLA-C	0.318	0.00	Stroma
208032_at	DSC3	0.086	0.00	Stroma	202741_at	PRKACB	0.170	0.00	Stroma	226695_at	PRRX1	0.051	0.00	Stroma
209721_at	HOM-TES-103	0.189	0.00	Stroma	211795_at	FYB	0.131	0.00	Stroma	205499_at	SRPX2	0.097	0.00	Stroma
203068_at	PAPSS2	0.120	0.00	Stroma	203877_at	---	0.197	0.00	Stroma	224822_at	DLG1	0.193	0.00	Stroma
202465_at	PCOLCE	0.155	0.00	Stroma	216235_at	EDNRA	0.100	0.00	Stroma	228367_at	ALPK2	0.121	0.00	Stroma
235182_at	C20orf82	0.034	0.00	Stroma	206420_at	IGSF6	0.278	0.00	Stroma	209708_at	MXOD1	0.072	0.00	Stroma
218002_at	CXCL14	0.051	0.00	Stroma	204464_at	EDNRA	0.072	0.00	Stroma	226112_at	SGCB	0.309	0.00	Stroma
225524_at	ANTXR2	0.062	0.00	Stroma	44790_at	C13orf18	0.215	0.00	Stroma	225782_at	MSRB3	0.058	0.00	Stroma
217764_at	RAB31	0.100	0.00	Stroma	226858_at	---	0.043	0.00	Stroma	212387_at	---	0.244	0.00	Stroma
207714_at	SERPINF1	0.309	0.00	Stroma	201670_at	MARCKS	0.204	0.00	Stroma	225496_at	SYTL2	0.159	0.00	Stroma
212386_at	---	0.198	0.00	Stroma	203131_at	PDGFRA	0.032	0.00	Stroma	229479_at	LOC646324	0.058	0.00	Stroma
201147_at	TIMP3	0.095	0.00	Stroma	205935_at	FOXF1	0.171	0.00	Stroma	231148_at	IGFL2	0.103	0.00	Stroma
204719_at	ABCAB8	0.071	0.00	Stroma	221730_at	COL5A2	0.072	0.00	Stroma	225186_at	RAPH1	0.430	0.00	Stroma
204135_at	DOC1	0.108	0.00	Stroma	228438_at	TRPA1	0.153	0.00	Stroma	231559_at	NNMT	0.242	0.00	Stroma
202786_at	FBN1	0.052	0.00	Stroma	213519_at	LAMA2	0.236	0.00	Stroma	222020_at	HNT	0.083	0.00	Stroma
209897_at	PALLD	0.138	0.00	Stroma	240873_at	DAB2	0.138	0.00	Stroma	226751_at	C2orf32	0.101	0.00	Stroma
227753_at	---	0.156	0.00	Stroma	AFFX-HSAC07X00G	ACTB	0.407	0.00	Stroma	203716_at	DPF4	0.359	0.00	Stroma
209906_at	PALLD	0.149	0.00	Stroma	213566_at	RNASE6	0.253	0.00	Stroma	201963_at	ACSL1	0.379	0.00	Stroma
226777_at	---	0.106	0.00	Stroma	221729_at	COL5A2	0.065	0.00	Stroma	218870_at	ARHGAP15	0.268	0.00	Stroma
1567627_at	CD74	0.292	0.00	Stroma	204220_at	GMFG	0.250	0.00	Stroma	201105_at	LGALS1	0.181	0.00	Stroma
224964_at	GNMG	0.124	0.00	Stroma	204472_at	GEM	0.151	0.00	Stroma	227645_at	PKRIS	0.400	0.00	Stroma
201110_at	THBS1	0.114	0.00	Stroma	203666_at	CXCL12	0.052	0.00	Stroma	226982_at	ELL2	0.227	0.00	Stroma
228776_at	GLI4	0.114	0.00	Stroma	216048_at	RHOBT83	0.110	0.00	Stroma	207191_at	ISLR	0.132	0.00	Stroma
205433_at	BOCE	0.063	0.00	Stroma	209734_at	NCKAP1L	0.311	0.00	Stroma	37012_at	CAPZB	0.465	0.00	Stroma
202077_at	GVIN1	0.122	0.00	Stroma	235333_at	B4GALT6	0.424	0.00	Stroma	219519_at	SIGLEC1	0.295	0.00	Stroma
155724_at	SRPX2	0.203	0.00	Stroma	232024_at	GIMAP2	0.203	0.00	Stroma	208131_at	PTGIS	0.040	0.00	Stroma
230335_at	---	0.067	0.00	Stroma	228339_at	LOC641700	0.184	0.00	Stroma	1567628_at	CD74	0.286	0.00	Stroma
217428_at	COL10A1	0.044	0.00	Stroma	1565992_at	C20orf82	0.340	0.00	Stroma	228837_at	---	0.306	0.00	Stroma
210764_at	CYR61	0.090	0.00	Stroma	205422_at	ITGBL1	0.040	0.00	Stroma	227088_at	POESA	0.255	0.00	Stroma
235066_at	THBS1	0.104	0.00	Stroma	210702_at	PTGIS	0.040	0.00	Stroma	225242_at	CCDC80	0.069	0.00	Stroma
210832_at	PTGER3	0.118	0.00	Stroma	229585_at	C5orf94	0.176	0.00	Stroma	1557080_at	ITGBL1	0.079	0.00	Stroma
219815_at	GAL3S14	0.269	0.00	Stroma	228333_at	---	0.198	0.00	Stroma	228937_at	FLJ38725	0.378	0.00	Stroma
204463_at	EDNRA	0.095	0.00	Stroma	202202_at	LAMA4	0.082	0.00	Stroma	225387_at	TSPAN5	0.203	0.00	Stroma
203903_at	HEPH	0.046	0.00	Stroma	203498_at	DSGCR1L1	0.193	0.00	Stroma	215077_at	---	0.248	0.00	Stroma
238688_at	TPM1	0.242	0.00	Stroma	223235_at	SMOC2	0.030	0.00	Stroma	236129_at	---	0.099	0.00	Stroma
229218_at	COL1A2	0.065	0.00	Stroma	210375_at	PTGER3	0.105	0.00	Stroma	1552309_at	NEXN	0.088	0.14	Stroma
209892_at	FUT4	0.343	0.00	Stroma	203688_at	PKD2	0.246	0.00	Stroma	218468_at	GREM1	0.132	0.14	Stroma
213059_at	CREB3L1	0.103	0.00	Stroma	219747_at	FLJ23191	0.100	0.00	Stroma	231879_at	COL12A1	0.169	0.14	Stroma
205547_at	TAGLN	0.117	0.00	Stroma	231411_at	LHPF	0.098	0.00	Stroma	213692_at	---	0.286	0.14	Stroma
155797_at	ZFXH18	0.163	0.00	Stroma	1552316_at	GIMAP1	0.151	0.00	Stroma	203104_at	CSF1R	0.238	0.14	Stroma
212353_at	SULF1	0.146	0.00	Stroma	206960_at	GPR23	0.230	0.00	Stroma	219675_at	LVZ // LLLRB1	0.223	0.14	Stroma
229991_at	SYTL4	0.154	0.00	Stroma	228151_at	---	0.402	0.00	Stroma	202291_at	MGP	0.140	0.28	Stroma
228396_at	---	0.095	0.00	Stroma	209147_at	PPAP2A	0.318	0.00	Stroma	240440_at	NPL	0.447	0.28	Stroma
213004_at	ANGPTL2	0.136	0.00	Stroma	210848_at	---	0.382	0.00	Stroma	222146_at	TCF4	0.242	0.28	Stroma
218718_at	PODGF	0.206	0.00	Stroma	64064_at	GIMAP5	0.215	0.00	Stroma	210644_at	LAIIR1	0.189	0.28	Stroma
210809_at	POSTN	0.106	0.00	Stroma	204882_at	ARHGAP25	0.329	0.00	Stroma	228772_at	HNMT	0.162	0.28	Stroma
229327_at	---	0.108	0.00	Stroma	1555745_at	LYZ	0.208	0.00	Stroma	208789_at	PTRF	0.164	0.28	Stroma
210817_at	CALCOCO2	0.407	0.00	Stroma	214081_at	PLXDC1	0.245	0.00	Stroma	204236_at	GPR4	0.337	0.28	Stroma
219197_at	SCUBE2	0.087	0.00	Stroma	225566_at	NRP2	0.317	0.00	Stroma	210890_at	FCGR2B	0.223	0.28	Stroma
225481_at	FRMD6	0.119	0.00	Stroma	208116_at	MAN1A1	0.127	0.00	Stroma	206910_at	CFNR2	0.304	0.28	Stroma
226047_at	MRV1	0												

Gene ID	SYMBOL	Fold Change(T/S)	q-value(%)	Component	Gene ID	SYMBOL	Fold Change(T/S)	q-value(%)	Component	Gene ID	SYMBOL	Fold Change(T/S)	q-value(%)	Component
219872_at	GAS7	0.228	0.00	Stroma	204400_at	EPS	0.210	0.09	Stroma	224822_at	MYLK	0.182	0.28	Stroma
203167_at	TIMP2	0.290	0.00	Stroma	207574_at	GADD45B	0.351	0.14	Stroma	230228_at	FLJ35258	0.281	0.28	Stroma
204834_at	FIGL1	0.199	0.00	Stroma	226198_at	TMOD2	0.272	0.14	Stroma	206120_at	CD33	0.448	0.28	Stroma
227791_at	SLOC9A9	0.223	0.00	Stroma	231175_at	C6orf65	0.155	0.14	Stroma	1559902_at	MKL1	0.490	0.28	Stroma
233270_at	---	0.338	0.00	Stroma	214200_at	COL6A1	0.253	0.14	Stroma	233305_at	PRKG1	0.380	0.28	Stroma
226103_at	NEXN	0.082	0.00	Stroma	203766_s_at	LMOD1	0.150	0.14	Stroma	230746_s_at	PLA2R1	0.137	0.28	Stroma
217967_s_at	C1orf24	0.282	0.00	Stroma	207704_s_at	GAS7	0.210	0.14	Stroma	241879_at	---	0.455	0.28	Stroma
227514_at	LOC162073	0.311	0.00	Stroma	209960_at	HGF	0.221	0.14	Stroma	204677_at	CDH5	0.256	0.28	Stroma
212730_at	DNAI1	0.239	0.00	Stroma	225922_at	KIAA1450	0.264	0.14	Stroma	206611_at	TNFSF12	0.360	0.28	Stroma
203232_s_at	ATXN1	0.310	0.00	Stroma	209908_at	C3AR1	0.259	0.14	Stroma	207119_at	PRKG1	0.052	0.28	Stroma
201095_at	DAP	0.409	0.00	Stroma	212354_at	SULF1	0.204	0.14	Stroma	213428_s_at	COL6A1	0.135	0.28	Stroma
219892_at	TM6SF1	0.329	0.00	Stroma	214446_at	ELL2	0.196	0.14	Stroma	213397_s_at	RNASE4	0.223	0.28	Stroma
235471_at	C10orf72	0.173	0.00	Stroma	223690_at	LTRP2	0.243	0.14	Stroma	203243_s_at	POLIM5	0.138	0.28	Stroma
225703_at	RCSO1	0.225	0.00	Stroma	209365_s_at	ECM1	0.117	0.14	Stroma	228234_at	TICAM2	0.236	0.28	Stroma
226136_at	---	0.180	0.00	Stroma	240556_at	DCN	0.189	0.14	Stroma	236280_at	---	0.301	0.28	Stroma
208325_s_at	AKAP13	0.245	0.00	Stroma	204783_at	GPRASP1	0.210	0.14	Stroma	224917_at	MIRN21	0.370	0.28	Stroma
214560_at	FRL2	0.285	0.00	Stroma	201058_s_at	MYL9	0.305	0.14	Stroma	214043_at	PTPRD	0.105	0.28	Stroma
201605_s_at	CNN2	0.279	0.00	Stroma	212067_s_at	C1R // LOC643676	0.291	0.14	Stroma	235131_at	RHOJ	0.261	0.28	Stroma
228608_at	VGCNL1	0.131	0.00	Stroma	223551_at	PKIB	0.450	0.14	Stroma	221651_s_at	IGKC // IGKV1-5 //	0.078	0.28	Stroma
217053_s_at	ETV1	0.188	0.00	Stroma	232687_at	---	0.406	0.14	Stroma	221671_s_at	IGKC // IGKV1-5 //	0.085	0.28	Stroma
204438_at	MRC1 // MRC	0.134	0.00	Stroma	202984_s_at	FBLN1	0.165	0.14	Stroma	209804_s_at	GATA3	0.276	0.28	Stroma
228997_at	---	0.103	0.00	Stroma	204236_at	FU1	0.218	0.14	Stroma	202760_s_at	AKAP2 // PALM2A	0.293	0.28	Stroma
44673_at	SIKLEC1	0.351	0.00	Stroma	217757_at	AZM	0.226	0.14	Stroma	212895_at	---	0.366	0.28	Stroma
230493_at	TMEM46	0.091	0.00	Stroma	207386_at	CYP7B1	0.152	0.14	Stroma	230304_at	---	0.270	0.28	Stroma
219908_at	DKO2	0.113	0.00	Stroma	214460_at	LSAMP	0.196	0.14	Stroma	220307_at	ANKRD28	0.358	0.28	Stroma
213496_at	LPPR4	0.063	0.00	Stroma	212632_at	STX7	0.487	0.14	Stroma	209501_at	CDR2	0.385	0.28	Stroma
202284_s_at	CDKN1A	0.186	0.00	Stroma	1569003_at	TMEM49	0.316	0.14	Stroma	238050_at	---	0.192	0.28	Stroma
238478_at	BNIC2	0.197	0.00	Stroma	217892_s_at	LIMA1	0.258	0.14	Stroma	223599_at	TRIM6	0.189	0.28	Stroma
211909_s_at	PTGER3	0.201	0.00	Stroma	229623_at	FLJ12993	0.208	0.14	Stroma	224341_s_at	TLR4	0.307	0.28	Stroma
201508_at	IGFBP4	0.147	0.00	Stroma	209101_at	CTGF	0.137	0.14	Stroma	214689_s_at	IGKC	0.105	0.28	Stroma
219722_s_at	SMPX	0.169	0.09	Stroma	205786_s_at	ITGAM	0.167	0.14	Stroma	211518_s_at	BMP4	0.264	0.28	Stroma
209615_s_at	ADAM22	0.264	0.09	Stroma	219655_at	C7orf10	0.127	0.14	Stroma	204894_s_at	AOC3	0.209	0.28	Stroma
212535_at	MEF2A	0.390	0.09	Stroma	229670_at	---	0.245	0.14	Stroma	200795_at	SPARCL1	0.093	0.28	Stroma
203779_at	EDL3	0.155	0.09	Stroma	219705_s_at	CD44	0.300	0.14	Stroma	203508_at	TNFRSF18	0.315	0.28	Stroma
205700_at	HSD17B6	0.199	0.09	Stroma	220255_at	NRP2	0.177	0.14	Stroma	154569_s_at	CUGBP2	0.380	0.28	Stroma
201505_at	LAMB1	0.118	0.09	Stroma	221447_s_at	GLTBD2	0.137	0.14	Stroma	213362_at	PTPRD	0.261	0.28	Stroma
230163_at	LOC143381	0.171	0.09	Stroma	232217_at	C6orf188	0.174	0.14	Stroma	203662_at	FEZ1	0.202	0.28	Stroma
241864_s_at	PPR4K2	0.277	0.09	Stroma	208983_s_at	PECAM1	0.149	0.14	Stroma	244026_at	ELL2	0.349	0.28	Stroma
220198_s_at	EIF5A2	0.331	0.09	Stroma	220146_at	TLR7	0.137	0.14	Stroma	202237_at	NMMT	0.346	0.28	Stroma
224856_at	FKBP5	0.379	0.09	Stroma	210757_s_at	DAB2	0.120	0.14	Stroma	205381_at	LRRIC17	0.241	0.28	Stroma
228850_s_at	---	0.285	0.09	Stroma	203501_at	PGCP	0.313	0.14	Stroma	229504_at	---	0.220	0.28	Stroma
209422_at	MSR1	0.269	0.09	Stroma	202007_at	NID1	0.131	0.14	Stroma	225337_at	ABHD2	0.440	0.28	Stroma
216081_at	LAMA4	0.134	0.09	Stroma	235874_at	PRSS35	0.312	0.14	Stroma	227296_s_at	FYB	0.169	0.28	Stroma
210986_s_at	TPM1	0.248	0.09	Stroma	205270_s_at	LCP2	0.301	0.14	Stroma	216396_s_at	SLAMF8	0.383	0.28	Stroma
221814_at	GPR124	0.115	0.09	Stroma	228501_at	GALNTL2	0.152	0.14	Stroma	211005_at	LAT	0.310	0.28	Stroma
213238_at	ATP10D	0.269	0.09	Stroma	217430_s_at	COL1A1	0.183	0.14	Stroma	236640_at	LOC399959	0.412	0.28	Stroma
238959_at	RUNX2	0.186	0.09	Stroma	1588647_at	SH3D19	0.269	0.14	Stroma	1560169_at	PPSK1B	0.204	0.28	Stroma
231672_at	---	0.384	0.09	Stroma	227295_at	IKP	0.308	0.14	Stroma	206481_s_at	LDB2	0.108	0.28	Stroma
1555766_s_at	GNMG2	0.156	0.09	Stroma	224148_at	---	0.190	0.14	Stroma	227846_at	---	0.214	0.28	Stroma
221044_s_at	TRIM34 // TRI	0.379	0.09	Stroma	213943_at	TWIST1	0.107	0.14	Stroma	209735_at	ABCG2	0.468	0.28	Stroma
238901_s_at	ADAMTS2	0.204	0.09	Stroma	224833_at	ETS1	0.283	0.14	Stroma	207277_at	CD209	0.196	0.28	Stroma
203477_at	COL15A1	0.090	0.09	Stroma	243967_at	LOC645032	0.246	0.14	Stroma	225913_at	KIAA2002	0.407	0.28	Stroma
212102_at	ALDH1L2	0.155	0.09	Stroma	232627_at	LOC402560	0.157	0.14	Stroma	202404_s_at	COL1A2	0.218	0.28	Stroma
209348_s_at	MAF	0.131	0.09	Stroma	222895_s_at	BCL11B	0.246	0.14	Stroma	220132_s_at	CLEC2D	0.341	0.28	Stroma
227566_at	HNT	0.068	0.09	Stroma	227761_at	MYO5A	0.230	0.14	Stroma	201137_s_at	HLA-DPB1	0.337	0.28	Stroma
213069_at	HES1	0.206	0.09	Stroma	205741_s_at	DTNA	0.398	0.14	Stroma	235631_at	---	0.094	0.28	Stroma
213539_at	CD3D	0.184	0.09	Stroma	202947_s_at	GYPC	0.308	0.14	Stroma	239431_at	TICAM2	0.318	0.28	Stroma
206702_at	TEK	0.195	0.09	Stroma	228228_at	MGC15476	0.202	0.14	Stroma	212658_at	LHFPL2	0.430	0.28	Stroma
230130_at	SULT1	0.275	0.09	Stroma	205789_at	CD1D	0.388	0.14	Stroma	203923_s_at	CYBB	0.270	0.28	Stroma
209285_s_at	C3orf63	0.491	0.09	Stroma	229367_s_at	GIMAP6	0.231	0.14	Stroma	201426_s_at	VIM	0.268	0.28	Stroma
206715_at	TVEC	0.282	0.09	Stroma	205712_at	PTPRD	0.206	0.14	Stroma	202739_s_at	AKAP2 // PALM2A	0.293	0.28	Stroma
225681_at	CTHR1	0.161	0.09	Stroma	207031_at	BAPX1	0.276	0.14	Stroma	214212_s_at	PLEKHG1	0.456	0.28	Stroma
202247_s_at	ITM2A	0.140	0.09	Stroma	228555_at	CAMK2D	0.275	0.14	Stroma	215121_s_at	IGL // IGLC1 // IC	0.108	0.28	Stroma
1552807_s_at	SIKLEC10	0.426	0.09	Stroma	235398_at	ADAMT55	0.184	0.14	Stroma	212464_s_at	FN1	0.194	0.28	Stroma
209813_s_at	TRO2 // TRC	0.285	0.09	Stroma	205285_s_at	FYB	0.200	0.14	Stroma	202995_s_at	FBLN1	0.195	0.28	Stroma
205468_s_at	CD36	0.164	0.09	Stroma	201560_at	CLIC4	0.418	0.14	Stroma	230207_s_at	DOCK5	0.335	0.28	Stroma
201668_s_at	MARCKS	0.250	0.09	Stroma	224396_s_at	ASPN	0.179	0.14	Stroma	213411_at	---	0.307	0.28	Stroma
210374_s_at	PTGER3	0.213	0.09	Stroma	214511_s_at	FCGR1A // LOC44	0.181	0.14	Stroma	232596_at	EIF5A2	0.148	0.28	Stroma
205206_at	KAL1	0.119	0.09	Stroma	212344_at	SULF1	0.141	0.14	Stroma	233031_at	ZFXH1B	0.409	0.28	Stroma
238041_at	TCF12	0.357	0.09	Stroma	1555778_s_at	POSTN	0.127	0.14	Stroma	213764_s_at	MFAP5	0.114	0.28	Stroma
204619_s_at	CSPG2	0.078	0.09	Stroma	241442_at	DAM2	0.308	0.14	Stroma	227376_at	---	0.176	0.28	Stroma
212796_s_at	TBC1D2B	0.275	0.09	Stroma	1556283_s_at	GFR1OP2	0.318	0.14	Stroma	219514_at	ANGPTL2	0.333	0.28	Stroma
205960_at	PDK4	0.352	0.09	Stroma	229487_at	---	0.226	0.14	Stroma	205304_s_at	KN2N8	0.151	0.28	Stroma
226099_at	ELL2	0.142	0.09	Stroma	238575_at	OSBP1	0.247	0.14	Stroma	206028_s_at	TNFAIP6	0.179	0.28	Stroma
201852_s_at	COL3A1	0.104	0.09	Stroma	235503_at	ZFXH1B	0.213	0.14	Stroma	202953_at	C1GB	0.200	0.28	Stroma
203450_s_at	CTSK	0.067	0.09	Stroma	223595_at	TMEM133	0.147	0.14	Stroma	213737_s_at	GOLGA8G // GOLG	0.359	0.28	Stroma
203761_at	SLA	0.293	0.09	Stroma	211742_s_at	EVG2B	0.191	0.14	Stroma	209606_at	PSCDBP	0.212	0.28	Stroma
223922_s_at	MSA4GA	0.186	0.09	Stroma	214677_s_at	IGL // IGLC1 // II	0.068	0.14	Stroma	214701_s_at	FN1	0.173	0.28	Stroma
221541_at	CRISPLD2	0.065	0.09	Stroma	1557531_s_at	C10orf55	0.484	0.14	Stroma	1562610_at	---	0.227	0.28	Stroma
222899_at	ITGA11	0.088	0.09	Stroma	243885_s_at	GFM1	0.278	0.14	Stroma	228368_at	ARHGAP20	0.179	0.28	Stroma
201744_s_at	LUM	0.148	0.09	Stroma	204396_s_at	GRK5	0.272	0.14	Stroma	224560_at	TIMP2	0.234	0.28	Stroma
1559965_at	LOC648345	0.103	0.09	Stroma	204111_at	HNMT	0.211	0.14	Stroma	208790_s_at	PTRF	0.173	0.28	Stroma
210815_s_at	CALCRL	0.197	0.09	Stroma	209732_at	CLEC2B	0.134	0.14	Stroma	220504_at	KERA	0.185	0.28	Stroma
227662_at	SYNP02	0.117	0.09	Stroma	225163_at	FRMD4A	0.298	0.14	Stroma	204787_at	VSIG4	0.259	0.28	Stroma
207346_at	STX2	0.435	0.09	Stroma	21									

Gene ID	SYMBOL	Fold Change(T/S)	q-value(%)	Component	Gene ID	SYMBOL	Fold Change(T/S)	q-value(%)	Component	Gene ID	SYMBOL	Fold Change(T/S)	q-value(%)	Component
219410_at	TMEM45A	0.185	0.09	Stroma	224793_x_at	TGFBRI1	0.428	0.14	Stroma	218309_at	CAMK2N1	0.208	0.28	Stroma
219115_s_at	IL2ORA	0.131	0.09	Stroma	244108_at	SYNP02	0.313	0.14	Stroma	205762_at	FGF7	0.123	0.28	Stroma
204642_at	EDG1	0.322	0.09	Stroma	227013_at	LATS2	0.393	0.14	Stroma	209047_at	AQP1	0.167	0.28	Stroma
218854_at	SART2	0.149	0.09	Stroma	234356_x_at	MSA46A	0.200	0.14	Stroma	213550_at	GADD45B	0.364	0.28	Stroma
219770_at	ZFH44	0.107	0.09	Stroma	1557286_at	---	0.232	0.14	Stroma	201958_s_at	PPP1R12B	0.228	0.28	Stroma
228740_at	---	0.186	0.09	Stroma	209539_at	ARHGEF6	0.255	0.14	Stroma	232095_at	SRGAP2	0.370	0.28	Stroma
217763_s_at	RAB31	0.126	0.09	Stroma	204122_at	TYROBP	0.288	0.14	Stroma	215076_s_at	COL3A1	0.182	0.28	Stroma
209879_at	SELPLG	0.281	0.09	Stroma	34210_at	CDS2	0.260	0.14	Stroma	1561141_at	---	0.210	0.28	Stroma
209138_x_at	IGL@	0.082	0.09	Stroma	229529_at	TCF21	0.269	0.14	Stroma	211430_x_at	IHG@ // IHG1 // I	0.068	0.28	Stroma
21972_at	CADPS2	0.122	0.09	Stroma	231786_x_at	COL12A1	0.328	0.14	Stroma	228424_at	NAALADL1	0.457	0.28	Stroma
213258_at	TFPI	0.156	0.09	Stroma	201496_x_at	MYH11	0.260	0.14	Stroma	216918_s_at	DST	0.335	0.28	Stroma
225502_at	DOCK8	0.312	0.09	Stroma	227210_at	---	0.327	0.14	Stroma	212014_x_at	CD44	0.381	0.28	Stroma
232544_at	LOC255130	0.380	0.09	Stroma	224550_x_at	MRV11	0.177	0.14	Stroma	223492_s_at	LRRFIP1	0.294	0.28	Stroma
201888_at	ARHGDB	0.420	0.09	Stroma	235074_at	SPRED1	0.394	0.14	Stroma	201438_at	COL6A3	0.143	0.28	Stroma
234994_at	KIAA1913	0.079	0.09	Stroma	214445_at	ELL2	0.174	0.14	Stroma	202746_at	ITGA4	0.139	0.28	Stroma
228663_at	LOC647248 //	0.250	0.09	Stroma	221060_x_at	TUR4	0.221	0.14	Stroma	227205_at	KAA1505	0.232	0.28	Stroma
227607_at	STAMBP1	0.194	0.09	Stroma	230231_at	---	0.193	0.14	Stroma	233257_at	ZFH44	0.464	0.28	Stroma
225790_at	MSRB3	0.151	0.09	Stroma	213002_at	MARCKS	0.333	0.14	Stroma	214467_at	GPR85	0.293	0.28	Stroma
209670_at	TRAC	0.298	0.09	Stroma	210135_s_at	SHOX2	0.215	0.14	Stroma	226894_at	AKAP2 // PALM2A	0.286	0.28	Stroma
204888_at	SLC7A7	0.313	0.09	Stroma	229280_x_at	FLJ22536	0.282	0.14	Stroma	243756_at	KJAA0960	0.154	0.28	Stroma
219191_s_at	BN2	0.331	0.09	Stroma	239185_at	ABCA9	0.344	0.14	Stroma	224795_x_at	IGKC // IGKV1.5 //	0.085	0.28	Stroma
213193_x_at	TRBV19 // TRI	0.179	0.09	Stroma	206377_at	FOXP2	0.265	0.14	Stroma	206167_x_at	ARHGAP6	0.346	0.28	Stroma
220880_at	---	0.492	0.09	Stroma	221570_x_at	TIMP2	0.258	0.14	Stroma	228766_at	---	0.137	0.28	Stroma
222880_at	AKT3	0.125	0.28	Stroma	204344_x_at	SEC23A	0.387	0.38	Stroma	200784_x_at	LRP1	0.372	0.51	Stroma
226393_at	CYP2U1	0.343	0.28	Stroma	227553_at	NDEL1	0.392	0.38	Stroma	225388_at	TSPAN5	0.292	0.51	Stroma
225793_at	LIXL1	0.315	0.28	Stroma	1555728_x_at	MS4AAA	0.148	0.38	Stroma	205116_at	LAMA2	0.357	0.51	Stroma
215391_at	MAP1A	0.274	0.28	Stroma	203708_at	POE4B	0.284	0.38	Stroma	208981_at	PECAM1	0.190	0.51	Stroma
1866673_at	FCGR2A	0.226	0.28	Stroma	225285_at	RNASEL	0.298	0.38	Stroma	210355_at	PTHLN	0.308	0.51	Stroma
228128_x_at	PAPPA	0.125	0.28	Stroma	208227_x_at	ADAM22	0.259	0.38	Stroma	201720_x_at	LAPTMS	0.352	0.51	Stroma
219833_at	PTGER3	0.144	0.28	Stroma	235666_at	---	0.281	0.38	Stroma	238125_at	ADAMTS16	0.321	0.51	Stroma
212828_at	SYN2	0.364	0.28	Stroma	229937_x_at	LILRB1	0.246	0.38	Stroma	243326_x_at	CERKL	0.287	0.51	Stroma
213475_x_at	ITGAL	0.339	0.28	Stroma	209528_at	TRPC6	0.433	0.38	Stroma	204466_at	DPYD	0.191	0.51	Stroma
1558972_x_at	Cd6ff190	0.346	0.28	Stroma	218380_at	NALP1	0.255	0.38	Stroma	218602_s_at	FAM33B	0.185	0.51	Stroma
221900_at	COL8A2	0.186	0.28	Stroma	219358_x_at	CENPA2	0.376	0.38	Stroma	217279_x_at	MMP14	0.401	0.51	Stroma
202388_at	RGS2	0.205	0.28	Stroma	216442_x_at	FN1	0.201	0.38	Stroma	239108_at	MLSTDI	0.476	0.51	Stroma
210495_s_at	FN1	0.192	0.28	Stroma	210139_x_at	PMP22	0.196	0.38	Stroma	200878_at	EPAS1	0.307	0.51	Stroma
235489_at	RHOJ	0.203	0.28	Stroma	227099_at	LEPR	0.456	0.38	Stroma	1552288_at	---	0.278	0.51	Stroma
206662_at	GLRX	0.284	0.28	Stroma	227468_at	CPT1C	0.490	0.38	Stroma	205758_at	CDBA	0.207	0.51	Stroma
236381_at	GALNTL2	0.273	0.28	Stroma	221288_x_at	SGP11	0.403	0.38	Stroma	207697_x_at	LILRB2	0.482	0.51	Stroma
231720_x_at	JAM3	0.403	0.28	Stroma	204682_at	LTBP2	0.251	0.38	Stroma	218196_at	OSTM1	0.321	0.51	Stroma
233072_at	NTNG2	0.367	0.28	Stroma	228518_at	KCTD10	0.373	0.38	Stroma	228376_at	GGTA1	0.266	0.51	Stroma
229404_at	TM6SF2	0.435	0.28	Stroma	209324_x_at	RGS16	0.272	0.38	Stroma	203254_s_at	TUN1	0.328	0.51	Stroma
220002_at	KIF26B	0.151	0.28	Stroma	229900_x_at	TMEM49 // MIRN2	0.478	0.38	Stroma	233431_at	CTLA4	0.378	0.51	Stroma
228094_at	AMICA1	0.283	0.28	Stroma	1557176_x_at	C14orf37	0.258	0.38	Stroma	212253_x_at	DST	0.300	0.51	Stroma
229558_at	GIT2	0.405	0.28	Stroma	238732_at	COL24A1	0.171	0.38	Stroma	219621_s_at	DOCK5	0.369	0.51	Stroma
213338_at	RIS1	0.118	0.28	Stroma	216950_x_at	FCGR1A	0.266	0.38	Stroma	230708_at	FRICKLE1	0.456	0.51	Stroma
209507_s_at	OMD	0.101	0.28	Stroma	215719_x_at	FAS	0.416	0.38	Stroma	228421_s_at	EFEMP1	0.178	0.51	Stroma
210356_x_at	MSA41	0.347	0.28	Stroma	201308_x_at	---	0.270	0.38	Stroma	213602_x_at	---	0.280	0.51	Stroma
219901_at	FDGE	0.286	0.28	Stroma	87100_at	ABHD2	0.330	0.38	Stroma	223027_at	SN9	0.369	0.51	Stroma
203231_s_at	ATXN1	0.340	0.28	Stroma	225353_x_at	C1QC	0.300	0.38	Stroma	227059_at	GPC6	0.210	0.51	Stroma
218805_at	GIMAP5	0.183	0.28	Stroma	1556209_at	CLEC2B	0.148	0.38	Stroma	208460_at	GJA7	0.128	0.51	Stroma
228766_at	ROBO2	0.231	0.28	Stroma	1553856_x_at	P2RY10	0.295	0.38	Stroma	225710_at	---	0.253	0.51	Stroma
202877_s_at	CD93	0.331	0.28	Stroma	211171_x_at	POE10A	0.448	0.38	Stroma	239785_at	DZP1L	0.364	0.51	Stroma
210915_x_at	TRBV19 // TRI	0.210	0.28	Stroma	206118_at	STATA4	0.245	0.38	Stroma	213510_x_at	LOC220594	0.499	0.51	Stroma
205804_x_at	TRAF3P3	0.337	0.28	Stroma	208240_x_at	FGF1	0.214	0.38	Stroma	209447_at	SYNE1	0.179	0.51	Stroma
230607_at	RP11-321G1.1	0.385	0.28	Stroma	209699_x_at	AKR1C2	0.416	0.38	Stroma	202191_s_at	GAS7	0.157	0.51	Stroma
1555229_x_at	C1S	0.232	0.28	Stroma	241435_at	ETS1	0.273	0.38	Stroma	206501_x_at	ETV1	0.243	0.51	Stroma
219700_at	PLXDC1	0.153	0.38	Stroma	52651_at	COL8A2	0.192	0.38	Stroma	228703_at	PAH43	0.321	0.51	Stroma
222862_s_at	AK5	0.235	0.38	Stroma	243946_at	---	0.228	0.38	Stroma	221282_x_at	RUNX2	0.369	0.51	Stroma
212939_at	COL6A1	0.213	0.38	Stroma	228188_at	---	0.465	0.38	Stroma	228101_at	---	0.457	0.51	Stroma
225016_at	APCDD1	0.263	0.38	Stroma	203934_at	KDR	0.197	0.38	Stroma	231987_at	DKFZp586C0721	0.265	0.51	Stroma
201262_x_at	BGN	0.164	0.38	Stroma	231993_at	---	0.100	0.38	Stroma	225147_at	PSCD3	0.404	0.51	Stroma
228827_at	---	0.097	0.38	Stroma	209635_x_at	CD44	0.376	0.38	Stroma	227568_at	HECTD2	0.433	0.51	Stroma
20526_x_at	ADAM22	0.212	0.38	Stroma	208747_x_at	C1S	0.256	0.38	Stroma	201312_x_at	SH3BGR	0.479	0.51	Stroma
244661_at	---	0.265	0.38	Stroma	220611_x_at	PRR8	0.244	0.38	Stroma	1555705_x_at	CMT3	0.343	0.51	Stroma
204227_at	TK2	0.430	0.38	Stroma	226875_at	DOCK11	0.215	0.38	Stroma	214951_at	SLC26A10	0.341	0.51	Stroma
203287_s_at	TBC1D4	0.316	0.38	Stroma	235897_at	COXP2	0.143	0.38	Stroma	201981_at	PAPPA	0.350	0.51	Stroma
205802_at	TRPC1	0.275	0.38	Stroma	203645_x_at	CD163	0.209	0.38	Stroma	243502_at	GJA7	0.256	0.51	Stroma
218113_at	TMEM2	0.249	0.38	Stroma	213125_at	OLFM2B	0.243	0.38	Stroma	205498_at	GHR	0.310	0.51	Stroma
228057_at	CDGAP	0.230	0.38	Stroma	204924_at	TLR2	0.329	0.38	Stroma	238600_at	JAKMP1	0.335	0.51	Stroma
211602_x_at	TRPC1	0.269	0.38	Stroma	208788_at	ELOVL5	0.408	0.38	Stroma	205348_x_at	DYNC111	0.328	0.51	Stroma
1589739_at	LOC221946	0.401	0.38	Stroma	230410_at	NRP2	0.282	0.38	Stroma	243140_at	ACTA2	0.239	0.51	Stroma
1590003_at	LOC255167	0.223	0.38	Stroma	210365_at	RUNX1	0.384	0.38	Stroma	201843_s_at	EFEMP1	0.174	0.51	Stroma
239989_at	C9orf59	0.458	0.38	Stroma	212840_at	PTPRF	0.365	0.38	Stroma	227071_at	GJA5	0.221	0.51	Stroma
229530_at	GUCY1A3	0.313	0.38	Stroma	208868_x_at	GABARAAPL1	0.378	0.38	Stroma	221928_at	ACACB	0.469	0.51	Stroma
241616_at	CD55	0.336	0.38	Stroma	204141_at	TUBB2A	0.348	0.38	Stroma	232771_at	NRK	0.263	0.51	Stroma
225784_s_at	KIAA1166	0.484	0.38	Stroma	206908_x_at	CLDN11	0.300	0.38	Stroma	239461_at	GALNTL2	0.368	0.51	Stroma
213817_at	---	0.254	0.38	Stroma	228224_at	PRELP	0.161	0.38	Stroma	202975_s_at	RHOBTB3	0.155	0.51	Stroma
200762_at	DPYSL2	0.322	0.38	Stroma	228057_at	DDIT4	0.150	0.38	Stroma	216252_x_at	FAS	0.432	0.51	Stroma
1860428_x_at	PTPRD	0.337	0.38	Stroma	221698_x_at	CLEC7A	0.278	0.38	Stroma	223488_s_at	GNB4	0.271	0.51	Stroma
226743_at	SLFN11	0.249	0.38	Stroma	1560156_at	CLEC2D	0.406	0.38	Stroma	204151_x_at	AKR1C1	0.416	0.51	Stroma
203414_at	MMD	0.330	0.38	Stroma	223667_at	FKBP7	0.234	0.38	Stroma	223253_s_at	EPDR1	0.173	0.51	Stroma
215049_x_at	CD163	0.219	0.38	Stroma	201185_at	HTRA1	0.208	0.38	Stroma	221529_s_at	PLVAP	0.266	0.51	Stroma
206511_at	TGFBI1	0.123	0.38	Stroma	209062_x_at	CND2	0.165	0.38	Stroma	204040_at	RNF144	0.324	0.51	Stroma
231947_at	MYCT1	0.233	0.3											

Gene ID	SYMBOL	Fold Change(T/S)	q-value(%)	Component	Gene ID	SYMBOL	Fold Change(T/S)	q-value(%)	Component	Gene ID	SYMBOL	Fold Change(T/S)	q-value(%)	Component
209282_s_at	IL16	0.242	0.38	Stroma	219134_at	ELDT1	0.192	0.38	Stroma	155528_s_at	HAVCR2	0.291	0.51	Stroma
20298_s_at	LOXL2	0.193	0.38	Stroma	205206_s_at	PDGFRL	0.172	0.38	Stroma	216594_s_at	AKR1C1	0.480	0.51	Stroma
209646_s_at	ALDH1B1	0.463	0.38	Stroma	204003_s_at	TFM2	0.251	0.38	Stroma	210997_at	HGF	0.252	0.51	Stroma
213889_s_at	RPL5	0.252	0.38	Stroma	235355_s_at	---	0.376	0.38	Stroma	227381_at	CEECAM1	0.330	0.51	Stroma
229604_s_at	C1orf19	0.392	0.38	Stroma	218087_s_at	SORBS1	0.243	0.38	Stroma	210184_at	ITGAX	0.407	0.51	Stroma
206943_at	TGFBR1	0.458	0.38	Stroma	228739_at	CYS1 // LOC64862	0.172	0.38	Stroma	155275_s_at	KLHL6	0.331	0.51	Stroma
225809_at	DKFZP564008	0.416	0.38	Stroma	235227_at	---	0.372	0.38	Stroma	223095_at	MARVELD1	0.288	0.51	Stroma
227792_at	LOC162073	0.432	0.38	Stroma	219432_at	EVC	0.363	0.38	Stroma	221881_s_at	CLICA	0.432	0.51	Stroma
202891_at	BASP1	0.186	0.38	Stroma	211990_at	HLA-DPA1	0.315	0.38	Stroma	156224_s_at	NAV3 // LOC65272	0.282	0.51	Stroma
205038_at	ZNF11A1	0.388	0.38	Stroma	209189_s_at	MEF2C	0.214	0.38	Stroma	225369_at	ESAM	0.272	0.51	Stroma
213381_at	C10orf72	0.298	0.38	Stroma	235735_at	TNFSF8	0.265	0.38	Stroma	207050_at	CACNA2D1	0.438	0.51	Stroma
1554890_s_at	TACC1	0.243	0.38	Stroma	218345_at	HCA112	0.273	0.38	Stroma	212012_at	PXDN	0.345	0.51	Stroma
219452_at	DREPE2	0.223	0.38	Stroma	204284_at	PPP1R3C	0.217	0.38	Stroma	213592_at	AGTRL1	0.141	0.51	Stroma
203799_at	CD302	0.205	0.38	Stroma	201990_s_at	CREBL2	0.368	0.38	Stroma	242500_at	---	0.256	0.51	Stroma
226459_at	PRKAP1	0.276	0.38	Stroma	212414_s_at	SEPT6 // N-PAC	0.306	0.38	Stroma	202627_s_at	SERPINE1	0.244	0.51	Stroma
213170_at	GPX7	0.361	0.38	Stroma	212810_s_at	SLC1A4	0.339	0.38	Stroma	155634_s_at	---	0.310	0.51	Stroma
220432_s_at	CYP39A1	0.333	0.38	Stroma	243362_s_at	LOC641518	0.406	0.38	Stroma	219087_at	ASP	0.159	0.51	Stroma
1566074_at	FCGR2A	0.289	0.38	Stroma	211902_s_at	TRAB2	0.236	0.38	Stroma	205303_at	KCNJ8	0.150	0.51	Stroma
206625_at	STB1A4	0.322	0.38	Stroma	212364_at	MYO1B	0.283	0.38	Stroma	233301_at	KJAJ1324L	0.336	0.51	Stroma
238386_at	DOCK11	0.182	0.38	Stroma	244070_at	SYNE1	0.371	0.38	Stroma	227178_at	CUGBP2	0.428	0.51	Stroma
209500_at	NDN	0.141	0.38	Stroma	220569_at	PK3R8	0.468	0.38	Stroma	209555_s_at	CD36	0.233	0.51	Stroma
211991_s_at	HLA-DPA1	0.305	0.38	Stroma	218627_at	FLJ11259	0.332	0.38	Stroma	206888_at	CD84	0.256	0.51	Stroma
215517_at	PYGO1	0.242	0.38	Stroma	205080_at	RARB	0.315	0.38	Stroma	208689_at	ADRA2A	0.251	0.51	Stroma
225202_at	FOSL2	0.411	0.38	Stroma	205442_at	MFAP5L	0.355	0.38	Stroma	202878_s_at	CD63	0.179	0.51	Stroma
203416_at	CD53	0.214	0.38	Stroma	204560_at	FKBP5	0.432	0.38	Stroma	226568_at	FAM102B	0.451	0.51	Stroma
203878_s_at	MMP11	0.214	0.38	Stroma	201280_s_at	DAB2	0.133	0.51	Stroma	226167_at	KLHL6	0.334	0.51	Stroma
155535_s_at	ETS1	0.321	0.38	Stroma	236657_at	---	0.401	0.51	Stroma	220974_s_at	SFXN3	0.423	0.51	Stroma
211161_s_at	COL3A1	0.168	0.38	Stroma	205003_at	DOCK4	0.317	0.51	Stroma	218086_s_at	TRGC2 // TRGV2 //	0.264	0.51	Stroma
233508_at	GIMAP8	0.209	0.38	Stroma	1555005_s_at	C1orf39	0.431	0.51	Stroma	231841_s_at	KJAJ1462	0.273	0.51	Stroma
209505_at	NR2F1	0.219	0.38	Stroma	222908_at	FAM58B	0.298	0.51	Stroma	215081_at	KJAJ1024	0.369	0.51	Stroma
205100_at	GFP2	0.271	0.38	Stroma	214702_at	FN1	0.267	0.51	Stroma	229597_s_at	WDFY4	0.391	0.51	Stroma
206033_s_at	DSC3	0.277	0.38	Stroma	211719_s_at	FN1	0.224	0.51	Stroma	211192_s_at	CD84	0.255	0.51	Stroma
212970_at	---	0.316	0.38	Stroma	1556049_at	RTN4	0.439	0.51	Stroma	203865_s_at	ADARB1	0.310	0.51	Stroma
234400_at	C10orf70	0.367	0.38	Stroma	210946_at	PPAP2A	0.347	0.51	Stroma	153768_s_at	DCBLD2	0.294	0.51	Stroma
227427_at	GEFT	0.392	0.38	Stroma	217504_at	ABCA6	0.177	0.51	Stroma	235458_s_at	HAVCR2	0.344	0.51	Stroma
212609_s_at	AKT3	0.354	0.38	Stroma	226402_at	CYP2U1	0.278	0.51	Stroma	233607_at	BIRC1	0.453	0.51	Stroma
214825_at	---	0.379	0.38	Stroma	227873_at	C5orf4	0.454	0.51	Stroma	208729_s_at	HLA-B	0.482	0.51	Stroma
235834_at	CALD1	0.200	0.38	Stroma	209518_s_at	PLAGL1	0.377	0.51	Stroma	204880_s_at	BIRC1 // LOC64898	0.479	0.51	Stroma
229021_at	---	0.216	0.38	Stroma	230589_at	---	0.401	0.51	Stroma	1556499_s_at	COL1A1	0.258	0.51	Stroma
223063_at	C1orf198	0.440	0.38	Stroma	205713_s_at	COMP	0.201	0.51	Stroma	1561705_at	TTBK2	0.394	0.51	Stroma
220330_s_at	SAMSN1	0.249	0.38	Stroma	204205_at	APOBEC3G	0.415	0.51	Stroma	204115_at	GNB1	0.163	0.51	Stroma
229800_at	DCAMKL1	0.188	0.38	Stroma	223464_at	OSBP15	0.322	0.51	Stroma	213661_at	DKFZP568H2123	0.238	0.51	Stroma
1554285_at	HAVCR2	0.419	0.38	Stroma	214068_at	BEAN	0.281	0.51	Stroma	1564746_at	LOC133308	0.490	0.51	Stroma
202776_at	CDR1	0.141	0.38	Stroma	223278_at	GLI2	0.133	0.51	Stroma	1565818_s_at	ZNF1A1	0.266	0.51	Stroma
213252_at	SHIPK2D2A	0.196	0.38	Stroma	224837_at	FOXP1	0.315	0.51	Stroma	1556880_at	C20orf2	0.234	0.51	Stroma
227649_s_at	SRGAP2	0.367	0.38	Stroma	202008_s_at	ND1	0.136	0.51	Stroma	206991_s_at	CCR5 // LOC05372	0.250	0.51	Stroma
202351_at	ITGAV	0.432	0.38	Stroma	227870_at	NOPE	0.169	0.51	Stroma	219279_s_at	DOCK10	0.246	0.51	Stroma
217061_s_at	ETV1	0.217	0.38	Stroma	204457_s_at	GAS1	0.150	0.51	Stroma	204358_s_at	FLRT2	0.242	0.51	Stroma
228658_at	MGC4655	0.430	0.38	Stroma	220532_s_at	LRS	0.220	0.51	Stroma	212937_s_at	COL6A1	0.222	0.51	Stroma
202488_s_at	SLC2A3	0.412	0.38	Stroma	243342_at	ITPR2	0.438	0.51	Stroma	204036_at	EDG2	0.214	0.51	Stroma
229860_at	TLR8	0.217	0.38	Stroma	1554127_s_at	MSRB3	0.091	0.51	Stroma	202192_s_at	GAS7	0.147	0.51	Stroma
228904_at	H0XB3	0.253	0.38	Stroma	217969_s_at	C1orf24	0.290	0.51	Stroma	212263_at	OKI	0.461	0.51	Stroma
201215_at	PLS3	0.247	0.38	Stroma	202196_s_at	DKK3	0.154	0.51	Stroma	201842_s_at	EFEEMP1	0.125	0.51	Stroma
212670_at	ELN	0.351	0.38	Stroma	205798_at	IL7R	0.258	0.51	Stroma	1554704_at	ATP8B3	0.334	0.51	Stroma
229589_at	ATG16L2	0.472	0.38	Stroma	220728_at	---	0.331	0.51	Stroma	204563_at	SELL	0.305	0.51	Stroma
203320_at	LNK	0.327	0.38	Stroma	201279_s_at	DAB2	0.142	0.51	Stroma	226626_at	LOC387856	0.427	0.51	Stroma
210261_at	KCNK2	0.294	0.38	Stroma	210616_s_at	SEC31L1	0.420	0.51	Stroma	229686_at	PDRY8	0.272	0.51	Stroma
1555724_s_at	TAGLN	0.272	0.38	Stroma	221886_at	DENND2A	0.336	0.51	Stroma	223620_at	GPX3	0.227	0.51	Stroma
217525_at	OLFM1	0.122	0.38	Stroma	43427_at	ACAB6	0.430	0.51	Stroma	219371_s_at	KLF2	0.231	0.51	Stroma
228841_at	MPEG1	0.161	0.38	Stroma	1553142_at	FLJ38725	0.362	0.51	Stroma	208561_at	ABCC9	0.109	0.51	Stroma
232098_at	DST	0.171	0.38	Stroma	201559_s_at	CLICA	0.430	0.51	Stroma	225173_at	ARHGAP18	0.332	0.51	Stroma
210612_s_at	SYNJ2	0.417	0.38	Stroma	221510_s_at	GLS	0.386	0.51	Stroma	204527_at	MYO5A	0.443	0.51	Stroma
241337_at	---	0.331	0.38	Stroma	1558185_at	CLU1	0.249	0.51	Stroma	207002_s_at	PLAGL1	0.307	0.51	Stroma
227300_at	TMEM119	0.113	0.38	Stroma	203386_at	TBC1D4	0.404	0.51	Stroma	201722_s_at	GALNT1	0.326	0.51	Stroma
219243_at	GIMAP4	0.242	0.38	Stroma	205621_at	KLRK1	0.308	0.51	Stroma	203151_at	MAP1A	0.298	0.51	Stroma
209712_at	SLC35D1	0.463	0.38	Stroma	209183_s_at	C10orf10	0.346	0.51	Stroma	231113_at	LAMA4	0.298	0.51	Stroma
201724_s_at	GALNT1	0.232	0.38	Stroma	221207_s_at	NBEA	0.369	0.51	Stroma	208889_s_at	GABARAPL1	0.395	0.75	Stroma
1557861_s_at	LOC642730	0.264	0.38	Stroma	219183_s_at	PSCD4	0.446	0.51	Stroma	203717_at	DPF4	0.415	0.75	Stroma
217147_s_at	TRAT1	0.241	0.38	Stroma	210031_at	CD247	0.433	0.51	Stroma	228365_at	CPNE8	0.248	0.75	Stroma
228628_s_at	HEYL	0.264	0.38	Stroma	1564139_at	LOC144571	0.387	0.51	Stroma	225562_at	RASA3	0.363	0.75	Stroma
205120_s_at	SCGB	0.290	0.38	Stroma	211620_s_at	RUNX1	0.287	0.51	Stroma	230135_at	---	0.245	0.75	Stroma
204112_s_at	HMNT	0.205	0.38	Stroma	209392_at	ENPP2	0.183	0.51	Stroma	230047_at	FLJ32810	0.167	0.75	Stroma
203603_s_at	ZFXKB	0.150	0.38	Stroma	225664_at	COL12A1	0.224	0.51	Stroma	239027_at	DOCK8	0.409	0.75	Stroma
205456_at	CD3E	0.444	0.38	Stroma	239201_at	ALS2CR7	0.282	0.51	Stroma	206858_s_at	H0XC6	0.269	0.75	Stroma
37512_at	HSD17B6	0.159	0.38	Stroma	210042_s_at	CTS2	0.408	0.51	Stroma	221030_s_at	ARHGAP24	0.305	0.75	Stroma
219218_at	BAHC1	0.429	0.38	Stroma	221898_at	POPN	0.117	0.51	Stroma	230501_at	PPM1K	0.360	0.75	Stroma
203881_s_at	DMD	0.418	0.38	Stroma	216951_s_at	FCGR1A	0.368	0.51	Stroma	231038_s_at	---	0.220	0.75	Stroma
1556991_s_at	KLRG4 // KLR	0.244	0.38	Stroma	219393_s_at	AKT3	0.187	0.51	Stroma	211645_s_at	---	0.145	0.75	Stroma
207826_s_at	ID3	0.344	0.38	Stroma	53991_at	DENND2A	0.315	0.51	Stroma	212822_at	HEG1	0.269	0.75	Stroma
214255_at	ATP10A	0.376	0.38	Stroma	227135_at	---	0.249	0.51	Stroma	226992_at	NOSTRIN	0.375	0.75	Stroma
207542_s_at	AQP1	0.400	0.38	Stroma	1555538_at	ANTXR2	0.252	0.51	Stroma	224928_at	SETD7	0.225	0.75	Stroma
1558643_s_at	EDL3	0.210	0.38	Stroma	212865_s_at	COL14A1	0.087	0.51	Stroma	223501_at	---	0.294	0.75	Stroma
214085_s_at	GLP1R1	0.399	0.38	Stroma	220301_at	CCDC102B	0.304	0.51	Stroma	203922_s_at	CYBB	0.291	0.75	Stroma
155812_s_at	ARHGDB	0.389	0.38	Stroma	232617_at	CTS5	0.340	0.51	Stroma	205117_at	FGF1	0.		

Gene ID	SYMBOL	Fold Change(T/S)	q-value(%)	Component	Gene ID	SYMBOL	Fold Change(T/S)	q-value(%)	Component	Gene ID	SYMBOL	Fold Change(T/S)	q-value(%)	Component
213071_at	DPT	0.287	0.75	Stroma	240397_x_at		0.338	0.75	Stroma	211681_x_at	PDLIM5	0.228	1.01	Stroma
229543_at		0.292	0.75	Stroma	243397_at		0.413	0.75	Stroma	228002_at	SGCD	0.294	1.01	Stroma
235759_at		0.244	0.75	Stroma	203836_x_at	MAP3K5	0.347	0.75	Stroma	226932_at	SSPN	0.384	1.01	Stroma
227760_at	IQBFPL1	0.342	0.75	Stroma	205141_at	ANG II RNASE4	0.465	0.75	Stroma	202157_x_at	CUGBP2	0.381	1.01	Stroma
156843_at	INPP5D	0.385	0.75	Stroma	206757_at	PDE5A	0.414	0.75	Stroma	203332_x_at	INPP5D	0.489	1.01	Stroma
201041_x_at	DUSP1	0.244	0.75	Stroma	201061_x_at	STOM	0.384	0.75	Stroma	226633_at	RAB8B	0.396	1.01	Stroma
202822_at	LPP	0.483	0.75	Stroma	204137_at	GPR137B	0.355	0.75	Stroma	237521_x_at		0.401	1.01	Stroma
204489_x_at	CD44	0.330	0.75	Stroma	204959_at	MNDA	0.342	0.75	Stroma	239349_at	C10TNF7	0.181	1.01	Stroma
208010_x_at	PTPN22	0.469	0.75	Stroma	223344_x_at	MSA47	0.268	0.75	Stroma	222838_at	SLAMF7	0.228	1.01	Stroma
218089_at	P2RY5	0.216	0.75	Stroma	238780_x_at		0.321	1.01	Stroma	229160_at	MJAMIL1	0.290	1.01	Stroma
236646_at	C12orf59	0.336	0.75	Stroma	235667_at	LOC283666	0.371	1.01	Stroma	206381_at	SCN2A2	0.356	1.01	Stroma
213982_x_at	RABGAP1L	0.432	0.75	Stroma	202974_at	MPP1	0.458	1.01	Stroma	223449_at	SEMA6A	0.245	1.01	Stroma
201497_x_at	MYH11	0.268	0.75	Stroma	238025_at	MLKL	0.247	1.01	Stroma	214691_x_at	FAM33B	0.486	1.01	Stroma
205503_at	PLD1	0.493	0.75	Stroma	213388_at	PDE4DP	0.483	1.01	Stroma	228975_at	SPF	0.378	1.01	Stroma
210664_x_at	TFP1	0.208	0.75	Stroma	204237_at	GULP1	0.212	1.01	Stroma	242046_at	CD53	0.320	1.01	Stroma
219390_at	FKBP14	0.248	0.75	Stroma	209276_x_at	GLRX	0.386	1.01	Stroma	212673_at	HMMA1	0.494	1.01	Stroma
209758_x_at	MFAP5	0.143	0.75	Stroma	232918_at	LOC541471	0.367	1.01	Stroma	215946_x_at	CTA-246H3.1	0.293	1.01	Stroma
203810_at	DNAJB4	0.276	0.75	Stroma	206701_x_at	EDNRB	0.316	1.01	Stroma	214807_at		0.337	1.01	Stroma
236488_x_at	LOC642711	0.275	0.75	Stroma	204780_x_at	FAS	0.433	1.01	Stroma	204249_x_at	LMO2	0.294	1.01	Stroma
209033_x_at	CD300A	0.345	0.75	Stroma	228218_at		0.288	1.01	Stroma	211339_x_at	ITK	0.427	1.01	Stroma
220603_x_at	MCTP2	0.232	0.75	Stroma	236787_at		0.423	1.01	Stroma	155478_at	CNTN1	0.421	1.01	Stroma
223679_at	CTNNA1	0.481	0.75	Stroma	202901_x_at	CTSS	0.332	1.01	Stroma	206914_at	CRTAM	0.281	1.01	Stroma
1554474_x_at	MOXD1	0.175	0.75	Stroma	224953_at	YIPF5	0.459	1.01	Stroma	242051_at		0.417	1.01	Stroma
238403_at		0.312	0.75	Stroma	225694_at	SYNPO2	0.259	1.01	Stroma	221773_at	ELK3	0.395	1.01	Stroma
227561_at	LOC651619	0.129	0.75	Stroma	221935_x_at	C3orf64	0.391	1.01	Stroma	210702_x_at	DLC1	0.227	1.01	Stroma
233335_at		0.312	0.75	Stroma	215913_x_at	GULP1	0.282	1.01	Stroma	202695_x_at	AXL	0.280	1.01	Stroma
214660_at	PELO	0.201	0.75	Stroma	208237_x_at	ADAM2	0.220	1.01	Stroma	226911_at	FLJ39155	0.374	1.01	Stroma
228574_at	TMT2	0.416	0.75	Stroma	224770_x_at	NAV1	0.469	1.01	Stroma	155549_x_at	ITGB2	0.435	1.01	Stroma
231358_at		0.355	0.75	Stroma	233227_x_at	KIAA1109	0.404	1.01	Stroma	205249_at	EGR2	0.228	1.01	Stroma
213316_at	KIAA1462	0.206	0.75	Stroma	224973_at	FAM64A	0.375	1.01	Stroma	207691_x_at	ENTPD1	0.326	1.01	Stroma
230706_at	CALCOCCO2	0.452	0.75	Stroma	219385_at	SLAMF8	0.414	1.01	Stroma	211144_x_at	TRGC2 // TRGV2 //	0.438	1.01	Stroma
210852_x_at	AASS	0.245	0.75	Stroma	213416_at	ITGA4	0.311	1.01	Stroma	201294_x_at	WSB1	0.407	1.01	Stroma
201124_at	ITGB5	0.222	0.75	Stroma	231842_at	KIAA1462	0.297	1.01	Stroma	236738_at	LOC401097	0.169	1.01	Stroma
1568618_x_at	GALNT1	0.323	0.75	Stroma	228667_at	EIF1	0.464	1.01	Stroma	223056_at	FAM107B	0.497	1.01	Stroma
238608_at	LAMB1	0.427	0.75	Stroma	211875_x_at	MDFC	0.247	1.01	Stroma	231881_at	CALD1	0.315	1.01	Stroma
218353_at	RGS5	0.207	0.75	Stroma	230960_x_at		0.333	1.01	Stroma	234689_at	RP3-42H5.2	0.481	1.01	Stroma
209612_x_at	ADH1B	0.243	0.75	Stroma	243711_at	DDAH1	0.452	1.01	Stroma	155819_at	FN1	0.287	1.01	Stroma
224652_at	TANC2	0.358	0.75	Stroma	236141_at	NBLAD0301	0.244	1.01	Stroma	225801_at		0.325	1.01	Stroma
204118_at	CD48	0.342	0.75	Stroma	221676_x_at	CORO1C	0.405	1.01	Stroma	223028_x_at	SNX9	0.375	1.01	Stroma
210313_at	LILRA4	0.379	0.75	Stroma	203778_at	MANBA	0.466	1.01	Stroma	224725_at	MB1	0.479	1.01	Stroma
226218_at		0.211	0.75	Stroma	230433_at		0.340	1.01	Stroma	211182_x_at	RUNX1	0.288	1.01	Stroma
232201_at	NKD2	0.413	0.75	Stroma	45297_at	EHD2	0.379	1.01	Stroma	205279_x_at	GLRB	0.437	1.01	Stroma
200911_x_at	TACC1	0.240	0.75	Stroma	218404_at	SNX10	0.379	1.01	Stroma	226950_at		0.329	1.01	Stroma
232729_at		0.295	0.75	Stroma	229172_at	HSPA12B	0.314	1.01	Stroma	229057_at	SCN2A2	0.365	1.01	Stroma
200782_at	ANKK5	0.406	0.75	Stroma	1560359_at	PELO	0.263	1.01	Stroma	205098_at	CCR1	0.267	1.01	Stroma
200496_at	RARRS2	0.381	0.75	Stroma	226448_at	FAM89A	0.484	1.01	Stroma	201020_x_at	CD99	0.365	1.01	Stroma
230218_at		0.253	0.75	Stroma	204674_at	LAMP	0.427	1.01	Stroma	231698_at	LOC647115	0.436	1.01	Stroma
225799_at	MGC4677 // L1	0.325	0.75	Stroma	218871_x_at	GALNACT-2	0.389	1.01	Stroma	235885_at	P2RY12	0.371	1.01	Stroma
228869_at	SLIC1	0.375	0.75	Stroma	234306_x_at	SLAMF7	0.384	1.01	Stroma	227838_at		0.413	1.01	Stroma
232724_at	MSA6A	0.396	0.75	Stroma	205267_at	POU2AF1	0.191	1.01	Stroma	232523_at	MEGF10	0.169	1.01	Stroma
228683_at	GJA7	0.383	0.75	Stroma	227623_at		0.202	1.01	Stroma	218418_x_at	ANKRD25	0.397	1.01	Stroma
1565681_x_at	DP2C	0.395	0.75	Stroma	239741_at	LOC283658	0.318	1.01	Stroma	1557027_at	LOC651721	0.389	1.01	Stroma
230706_x_at	FZD7	0.310	0.75	Stroma	202948_at	IL1R1	0.360	1.01	Stroma	202803_x_at	ITGB2	0.431	1.01	Stroma
203485_at	RTN1	0.285	0.75	Stroma	207968_x_at	MEF2C	0.297	1.01	Stroma	211668_x_at	PLAU	0.266	1.01	Stroma
229617_at	CDN1	0.255	0.75	Stroma	212158_at	SDC2	0.293	1.01	Stroma	1531012_x_at	CDC209	0.417	1.01	Stroma
235668_at	PRDM1	0.254	0.75	Stroma	223487_x_at	GNBA	0.311	1.01	Stroma	213537_at	HLA-DPA1	0.410	1.01	Stroma
219563_at	C14orf139	0.353	0.75	Stroma	211656_x_at	HLA-DQB1	0.447	1.01	Stroma	229390_at		0.222	1.01	Stroma
232843_x_at	DOCK8	0.240	0.75	Stroma	211086_x_at	NEK1	0.499	1.01	Stroma	217629_at	GNCT2	0.442	1.01	Stroma
219479_at	KDELC1	0.284	0.75	Stroma	205201_at	GLI3	0.372	1.01	Stroma	243357_at	NEGR1	0.404	1.01	Stroma
232795_at		0.246	0.75	Stroma	205168_at	DDR2	0.189	1.01	Stroma	204748_at	PTGS2	0.353	1.01	Stroma
206766_at	ITGA10	0.317	0.75	Stroma	219308_x_at	AK5	0.215	1.01	Stroma	206496_at	FMO3	0.451	1.01	Stroma
228636_at	PLD1	0.354	0.75	Stroma	214196_x_at	TPP1	0.351	1.01	Stroma	214180_at	MAN1C1	0.457	1.01	Stroma
224583_at	COTL1	0.351	0.75	Stroma	206049_at	SELP	0.342	1.01	Stroma	208016_x_at	AGTR1	0.268	1.01	Stroma
227954_at	LOC162073	0.497	0.75	Stroma	229942_at	BNC2	0.278	1.01	Stroma	202179_at	BLMH	0.436	1.01	Stroma
230744_at		0.308	0.75	Stroma	226873_at		0.409	1.01	Stroma	204056_x_at	ME1	0.303	1.01	Stroma
227395_at		0.446	0.75	Stroma	214617_at	PRF1	0.274	1.01	Stroma	200892_x_at	ANXA6	0.325	1.01	Stroma
203059_x_at	PAPSS2	0.301	0.75	Stroma	219315_x_at	C16orf30	0.378	1.01	Stroma	231773_at	ANGPTL1	0.445	1.01	Stroma
213422_x_at	MARAB	0.233	0.75	Stroma	239580_at	GUCY1A3	0.286	1.01	Stroma	205475_at	SCRG1	0.378	1.01	Stroma
206796_at	WSP1	0.221	0.75	Stroma	213309_at	PLCL2	0.308	1.01	Stroma	212504_at	DP2C	0.359	1.01	Stroma
205525_at	CALD1	0.489	0.75	Stroma	216804_x_at	PDLIM5	0.237	1.01	Stroma	212607_at	AKT3	0.235	1.01	Stroma
224339_x_at	ANGPTL1	0.303	0.75	Stroma	230413_x_at	AP1S2	0.377	1.01	Stroma	206609_at	ANGPT1	0.366	1.01	Stroma
217890_x_at	PARVA	0.304	0.75	Stroma	224774_x_at	NAV1	0.348	1.01	Stroma	209288_x_at	CDC42EP3	0.449	1.01	Stroma
201287_x_at	SDC1	0.326	0.75	Stroma	212950_at	GPR116	0.238	1.01	Stroma	209823_x_at	HLA-DQB1	0.427	1.53	Stroma
205755_at	ITIH3	0.320	0.75	Stroma	220955_x_at	RAB23	0.321	1.01	Stroma	1554018_at	GNPMB	0.417	1.53	Stroma
244455_at	KCNT2	0.192	0.75	Stroma	209003_x_at	CXND2	0.184	1.01	Stroma	240951_at	LOC283666	0.385	1.53	Stroma
221511_x_at	CCPG1	0.333	0.75	Stroma	213733_at	MYO1F	0.427	1.01	Stroma	212958_x_at	PAM	0.468	1.53	Stroma
227313_at	MSC40499	0.466	0.75	Stroma	219387_at	KIAA1212	0.475	1.01	Stroma	236862_at	GOPC	0.474	1.53	Stroma
228532_at	C1orf162	0.295	0.75	Stroma	244823_at	PSMB7	0.421	1.01	Stroma	235706_x_at		0.469	1.53	Stroma
231721_at	JAM3	0.286	0.75	Stroma	219594_at	NINJ2	0.393	1.01	Stroma	231174_x_at		0.425	1.53	Stroma
203823_at	RGS3	0.425	0.75	Stroma	200879_x_at	EPAS1	0.389	1.01	Stroma	206440_at	LINTA	0.367	1.53	Stroma
227785_at	SDCCAG8	0.383	0.75	Stroma	201847_at	LIPA	0.363	1.01	Stroma	226906_x_at	ARHGAP9	0.301	1.53	Stroma
1552584_at	IL12RB1	0.288	0.75	Stroma	225911_at	NPNT	0.190	1.01	Stroma	225646_at	CTSC	0.473	1.53	Stroma
219367_x_at	NRP2	0.237	0.75	Stroma	206625_at	RDS	0.230	1.01	Stroma	202499_x_at	SLC2A3	0.247	1.53	Stroma
201743_at	CD14	0.402	0.75	Stroma	202609_at	EP8	0.291	1.01	Stroma	220154_at	DST	0.327	1.53	Stroma
210089_x_at	LAMA4	0.363	0.75	Stroma	226538_at	MAN2A1	0.388	1.01	Stroma	208627_x_at	IL16			

Gene ID	SYMBOL	Fold Change(T/S)	q-value(%)	Component	Gene ID	SYMBOL	Fold Change(T/S)	q-value(%)	Component	Gene ID	SYMBOL	Fold Change(T/S)	q-value(%)	Component
219884_at	MAGEL2	0.395	0.75	Stroma	220580_at	BICC1	0.486	1.01	Stroma	223211_at	B2M	0.478	1.53	Stroma
2193158_at	---	0.381	0.75	Stroma	227856_at	FLJ39370	0.314	1.01	Stroma	218638_s_at	SPON2	0.325	1.53	Stroma
210659_at	CAKRL1	0.440	0.75	Stroma	226794_at	STXBP5	0.407	1.01	Stroma	202376_at	SEC24D	0.362	1.53	Stroma
227978_at	---	0.287	0.75	Stroma	215775_at	THBS1	0.341	1.01	Stroma	228490_at	ABIN2	0.463	1.53	Stroma
207651_s_at	SH3PXD2A	0.403	0.75	Stroma	228908_s_at	RHOJ	0.344	1.01	Stroma	201525_at	APOD	0.175	1.53	Stroma
219812_at	MGC2463	0.399	0.75	Stroma	212503_s_at	DIP2C	0.318	1.01	Stroma	208450_s_at	PGCP	0.365	1.53	Stroma
203548_s_at	LPL	0.303	0.75	Stroma	230264_s_at	AP1S2	0.400	1.01	Stroma	225450_at	AMOTL1	0.375	1.53	Stroma
220327_at	VGLL3	0.209	0.75	Stroma	209614_at	ADH1A // ADH1B	0.304	1.01	Stroma	226621_at	---	0.430	1.53	Stroma
238455_at	---	0.357	0.75	Stroma	233485_at	DDAH1	0.352	1.01	Stroma	210380_s_at	CACNA1G	0.469	1.53	Stroma
206424_at	CYP26A1	0.198	0.75	Stroma	240317_at	PCDH84	0.405	1.01	Stroma	202497_s_at	SLC2A3	0.324	1.53	Stroma
225328_at	---	0.284	0.75	Stroma	222719_s_at	POGFC	0.318	1.01	Stroma	241652_s_at	LIN7A	0.363	1.53	Stroma
224940_s_at	PAPPA	0.207	0.75	Stroma	226646_at	KLF2	0.392	1.01	Stroma	207057_at	SLC16A7	0.230	1.53	Stroma
221653_s_at	APOL2	0.383	0.75	Stroma	204556_s_at	DZP1	0.400	1.01	Stroma	219117_s_at	FKBP11	0.413	1.53	Stroma
236297_at	---	0.311	0.75	Stroma	208562_s_at	ABCD9	0.288	1.01	Stroma	222156_s_at	CCP1	0.376	1.53	Stroma
211276_at	TCEAL2	0.164	0.75	Stroma	1558397_at	---	0.359	1.01	Stroma	204021_s_at	PTPN13	0.376	1.53	Stroma
212063_at	CD44	0.337	0.75	Stroma	203139_at	DAFK1	0.409	1.01	Stroma	228628_at	---	0.431	1.53	Stroma
236782_at	SAMD3	0.291	0.75	Stroma	218694_at	ARMCK1	0.431	1.01	Stroma	207651_at	GPR171	0.332	1.53	Stroma
225008_at	MGC34846	0.427	0.75	Stroma	211663_s_at	PTGDS	0.484	1.01	Stroma	231980_at	CD226	0.388	1.53	Stroma
201718_s_at	EPB41L2	0.439	0.75	Stroma	224842_at	PAPPA	0.453	1.01	Stroma	204057_at	IRF8	0.324	1.53	Stroma
221287_at	RNASEL	0.419	0.75	Stroma	227897_at	RAP2B	0.472	1.01	Stroma	205968_at	KCNK3	0.343	1.53	Stroma
213845_at	GRK2	0.441	0.75	Stroma	206337_at	CCR7	0.375	1.01	Stroma	223553_s_at	DKK3	0.378	1.53	Stroma
225128_at	KDELC2	0.388	0.75	Stroma	204058_at	ME1	0.371	1.01	Stroma	228617_at	BIRC4BP	0.425	1.53	Stroma
215176_s_at	LOC551629	0.140	0.75	Stroma	203879_at	PKC3CD	0.464	1.01	Stroma	230333_at	SAT	0.427	1.53	Stroma
223297_at	HECW2	0.326	0.75	Stroma	223814_at	---	0.418	1.01	Stroma	242340_at	---	0.297	1.53	Stroma
238378_at	---	0.475	0.75	Stroma	201719_s_at	EPB41L2	0.480	1.01	Stroma	209119_s_at	NR2F2	0.311	1.53	Stroma
204939_s_at	PLN	0.164	0.75	Stroma	211796_s_at	TRBV21-1 // TRBV	0.223	1.01	Stroma	221994_at	PDUM5	0.465	1.53	Stroma
215043_s_at	SMA3 // SMA2	0.416	0.75	Stroma	204920_at	CP51	0.324	1.01	Stroma	225812_at	LOC616208	0.454	1.53	Stroma
1557938_s_at	PTFR	0.194	0.75	Stroma	208885_at	LCP1	0.448	1.01	Stroma	213800_at	CFH	0.162	1.53	Stroma
220274_at	IUCA	0.484	0.75	Stroma	204254_s_at	VDR	0.282	1.01	Stroma	203354_s_at	PSD3	0.347	1.53	Stroma
231418_at	---	0.255	0.75	Stroma	211981_at	COL4A1	0.239	1.01	Stroma	224197_s_at	C1QTNF1	0.382	1.53	Stroma
203289_s_at	AP1S2 // LOO	0.428	0.75	Stroma	211190_s_at	CD84	0.372	1.01	Stroma	1555137_s_at	FGD6	0.329	1.53	Stroma
219501_at	RP11-30117.1	0.325	0.75	Stroma	228504_at	---	0.145	1.01	Stroma	212741_at	MAGO	0.451	1.53	Stroma
203817_at	---	0.499	0.75	Stroma	219584_at	PLA1A	0.463	1.01	Stroma	208944_at	TGFBR2	0.490	1.53	Stroma
209608_s_at	OMD	0.180	0.75	Stroma	206331_at	CALCLL	0.281	1.01	Stroma	205383_s_at	ZBTB20	0.468	1.53	Stroma
238469_at	C2orf155	0.450	0.75	Stroma	213103_s_at	CAMGD	0.386	1.01	Stroma	211026_s_at	MYH9	0.468	1.53	Stroma
229163_at	CAMK2N1	0.329	0.75	Stroma	221024_s_at	SLC2A10	0.369	1.01	Stroma	205363_at	MAF	0.273	1.53	Stroma
224229_s_at	AKT3	0.148	0.75	Stroma	236029_at	FAT3	0.300	1.01	Stroma	236881_at	GBP5	0.435	1.53	Stroma
236664_at	MGC39900	0.314	0.75	Stroma	226865_at	---	0.349	1.01	Stroma	213541_s_at	ERG	0.284	1.53	Stroma
228754_at	SLC6A6	0.271	0.75	Stroma	220356_at	CORIN	0.256	1.01	Stroma	215633_s_at	LST1	0.445	1.53	Stroma
217433_at	TACC1	0.308	0.75	Stroma	209596_at	MXRAS	0.474	1.01	Stroma	207943_s_at	PLA2G1	0.335	1.53	Stroma
210839_s_at	ENPP2	0.372	0.75	Stroma	217192_s_at	PRDM1	0.410	1.01	Stroma	229768_at	ORS1E1	0.323	1.53	Stroma
214829_at	AASS	0.257	0.75	Stroma	209360_s_at	RUNX1	0.283	1.01	Stroma	232574_at	XYLT1	0.398	1.53	Stroma
227911_at	ARHGAP28	0.247	0.75	Stroma	211911_s_at	HLA-B	0.462	1.01	Stroma	205051_s_at	KIT	0.312	1.53	Stroma
206448_at	ZNF365	0.447	0.75	Stroma	213196_s_at	DRCTNNB1A	0.357	1.01	Stroma	154547_s_at	CYBSF3	0.455	1.53	Stroma
226069_at	PRICKLE1	0.423	0.75	Stroma	201162_at	IGFBP7	0.246	1.01	Stroma	203041_at	IL2RA	0.406	1.53	Stroma
227703_s_at	SYTL4	0.279	0.75	Stroma	228362_s_at	RP1-93H18.5	0.420	1.01	Stroma	205680_s_at	EFEMP2	0.496	1.53	Stroma
243779_at	GALNT13	0.406	1.53	Stroma	213543_at	---	0.343	2.29	Stroma	220342_at	SPTBN1	0.317	2.29	Stroma
228885_at	ENTPD1	0.490	1.53	Stroma	232543_s_at	ARHGAP9	0.409	2.29	Stroma	217148_s_at	IGLV2-14	0.330	2.29	Stroma
204038_s_at	EDG2	0.318	1.53	Stroma	223218_s_at	NFKB2	0.416	2.29	Stroma	219210_s_at	RAB8B	0.471	2.29	Stroma
213293_s_at	TRIM22	0.257	1.53	Stroma	214390_s_at	BCAT1	0.330	2.29	Stroma	217408_at	MYO5A	0.462	2.29	Stroma
204388_at	SLC02A1	0.400	1.53	Stroma	232080_at	HECW2	0.289	2.29	Stroma	205280_at	GLR8	0.483	2.29	Stroma
1557116_at	APOL6	0.459	1.53	Stroma	206251_s_at	AVPR1A	0.447	2.29	Stroma	200761_at	CD96	0.402	2.29	Stroma
209893_s_at	FUT4	0.467	1.53	Stroma	228080_at	LAYN	0.381	2.29	Stroma	232577_at	AMOTL1	0.438	2.29	Stroma
201060_s_at	STOM	0.464	1.53	Stroma	228728_at	FLJ21886	0.286	2.29	Stroma	220287_at	---	0.464	2.29	Stroma
213140_at	DI02	0.318	1.53	Stroma	223484_at	CHES1	0.472	2.29	Stroma	153007_s_at	KUL4	0.447	2.29	Stroma
1555041_s_at	NAGA	0.469	1.53	Stroma	1555486_s_at	FLJ14213	0.479	2.29	Stroma	202088_s_at	RC3H1	0.445	2.29	Stroma
241698_at	C2orf11	0.411	1.53	Stroma	230636_at	SUTRK4	0.248	2.29	Stroma	200896_s_at	COL21A1	0.339	2.29	Stroma
203373_at	SOC5	0.319	1.53	Stroma	226002_at	---	0.482	2.29	Stroma	205523_at	HAPLN1	0.344	2.29	Stroma
218751_s_at	FBXW7	0.485	1.53	Stroma	217418_s_at	MSA1	0.452	2.29	Stroma	219761_at	CLEC1A	0.354	2.29	Stroma
211106_at	SUPT3H	0.428	1.53	Stroma	226490_at	NHSL1	0.471	2.29	Stroma	206726_at	PGDS	0.447	2.29	Stroma
212713_at	MFAP4	0.246	1.53	Stroma	221957_at	POK3	0.478	2.29	Stroma	210439_at	ICOS	0.455	2.29	Stroma
213624_at	SMPDL3A	0.431	1.53	Stroma	1557374_at	ABCC9	0.443	2.29	Stroma	205404_at	HSD11B1	0.411	2.29	Stroma
223401_at	C17orf48	0.453	1.53	Stroma	219527_at	MOSCC2	0.482	2.29	Stroma	229055_at	GPR68	0.394	2.29	Stroma
228973_at	DI02	0.432	1.53	Stroma	214688_at	TLE4	0.404	2.29	Stroma	214021_s_at	ITGB5	0.387	2.29	Stroma
1568779_s_at	ECM2	0.469	1.53	Stroma	223455_s_at	PARVA	0.351	2.29	Stroma	220605_at	PRICKLE1	0.464	2.29	Stroma
219637_at	ARMC9	0.324	1.53	Stroma	1405_l_at	CLS	0.221	2.29	Stroma	220272_at	BNC2	0.413	2.29	Stroma
203758_at	CTSD	0.328	1.53	Stroma	203889_at	SCGS	0.373	2.29	Stroma	224722_at	MB1	0.427	2.29	Stroma
231124_s_at	LY9	0.291	1.53	Stroma	206232_s_at	B4GALT6	0.491	2.29	Stroma	218802_at	CCDC109B	0.481	2.29	Stroma
241926_s_at	ERG	0.498	1.53	Stroma	225968_at	PRICKLE2	0.341	2.29	Stroma	224543_at	SVEP1	0.371	2.29	Stroma
1588828_s_at	DNFZp568C07	0.255	1.53	Stroma	242230_at	ATXN1	0.434	2.29	Stroma	205094_at	PEX12	0.488	2.29	Stroma
207075_at	C1AS1	0.371	1.53	Stroma	211189_s_at	CD84	0.431	2.29	Stroma	213603_s_at	RAC2	0.448	2.29	Stroma
229726_at	GRAP	0.474	1.53	Stroma	1557523_at	LOC92270	0.346	2.29	Stroma	212736_at	C16orf45	0.439	2.29	Stroma
239571_at	MEF2A	0.393	1.53	Stroma	225946_at	RASSF8	0.388	2.29	Stroma	215214_at	IGL@	0.340	2.29	Stroma
226460_at	KIAA1450	0.361	1.53	Stroma	219165_at	PDLIM2	0.399	2.29	Stroma	211641_s_at	---	0.325	2.29	Stroma
223840_s_at	SPATA9	0.499	1.53	Stroma	243356_at	FAM7A1	0.407	2.29	Stroma	201117_s_at	CPE	0.293	2.29	Stroma
227955_s_at	---	0.464	1.53	Stroma	214151_s_at	CCP1	0.454	2.29	Stroma	210990_s_at	LAMA4	0.452	2.29	Stroma
336_at	TBXA2R	0.308	1.53	Stroma	227038_at	MGC26963	0.326	2.29	Stroma	217291_s_at	---	0.234	2.29	Stroma
219873_at	COLEC11	0.469	1.53	Stroma	204235_s_at	GULP1	0.272	2.29	Stroma	236112_at	LOC285548	0.453	2.29	Stroma
244105_at	WHDC1 // WH	0.447	1.53	Stroma	201564_s_at	FSCN1	0.375	2.29	Stroma	221937_at	---	0.483	2.29	Stroma
20945_s_at	SEC3L1	0.391	1.53	Stroma	211825_s_at	FLI1	0.351	2.29	Stroma	228152_s_at	FLJ31033	0.339	2.29	Stroma
212365_at	MYO1B	0.313	1.53	Stroma	210916_s_at	CD44	0.423	2.29	Stroma	213488_at	SNED1	0.384	2.29	Stroma
227354_at	PAG1 // LOC6	0.430	1.53	Stroma	233500_s_at	CLEC2D	0.414	2.29	Stroma	200890_at	TSPAN5	0.390	2.29	Stroma
222454_s_at	PARVA	0.324	1.53	Stroma	242965_at	GALK2	0.464	2.29	Stroma	200369_s_at	PK3CG	0.382	2.29	Stroma
225045_at	KIAA1212	0.455	1.53	Stroma	204951_at	RHOH	0.297	2.29	Stroma	213290_at	COL6A2	0.493	2.29	Stroma
210085_s_at	IGFBP3	0.426	1.53	Stroma	155									

Gene ID	SYMBOL	Fold Change(T/S)	q-value(%)	Component	Gene ID	SYMBOL	Fold Change(T/S)	q-value(%)	Component	Gene ID	SYMBOL	Fold Change(T/S)	q-value(%)	Component
236089_at	---	0.353	1.53	Stroma	202733_at	PAHA2	0.495	2.29	Stroma	227108_at	STARDB9	0.453	2.29	Stroma
203471_s_at	PLEK	0.395	1.53	Stroma	236595_at	---	0.400	2.29	Stroma	35874_at	LRRP	0.466	2.29	Stroma
224561_s_at	MORF4L1	0.466	1.53	Stroma	206104_at	ISL1	0.288	2.29	Stroma	213888_s_at	TRAF3P3	0.460	2.29	Stroma
20569_at	MMP13	0.391	1.53	Stroma	1557261_at	WHDCL1 // WHDI	0.345	2.29	Stroma	210209_s_at	LST1	0.423	2.29	Stroma
202828_s_at	MMP14	0.472	1.53	Stroma	211653_s_at	AKR1C2	0.391	2.29	Stroma	205525_at	HGGFRP3	0.430	2.29	Stroma
240715_at	TBX5	0.245	1.53	Stroma	1554195_a_at	MGC23985	0.330	2.29	Stroma	211964_at	COL4A2	0.366	2.29	Stroma
203542_s_at	KLF9	0.318	1.53	Stroma	207734_at	LAX1	0.419	2.29	Stroma	229400_at	HOXD10	0.465	2.29	Stroma
202866_s_at	AXL	0.327	1.53	Stroma	231944_at	ERDLB	0.470	2.29	Stroma	204255_s_at	VDR	0.422	2.29	Stroma
202863_at	SP100	0.496	1.53	Stroma	226578_s_at	DUSP1	0.443	2.29	Stroma	218886_s_at	COL14A1	0.261	2.29	Stroma
204116_at	IL3RG	0.291	1.53	Stroma	242006_at	C6orf152	0.436	2.29	Stroma	203187_at	DOCK1	0.482	2.29	Stroma
221667_s_at	HSPB8	0.480	1.53	Stroma	214973_s_at	IGHD	0.261	2.29	Stroma	226771_at	ATP8B2	0.439	2.29	Stroma
203303_at	DYNLT3	0.468	1.53	Stroma	207558_s_at	PITX2	0.469	2.29	Stroma	230781_at	---	0.427	2.29	Stroma
227620_at	---	0.291	1.53	Stroma	204338_s_at	RGS4	0.348	2.29	Stroma	210223_s_at	MR1	0.448	2.29	Stroma
214374_s_at	PPP1B1	0.496	1.53	Stroma	226789_at	---	0.277	2.29	Stroma	155489_s_at	FCER1G	0.391	2.29	Stroma
223079_s_at	GLS	0.418	1.53	Stroma	229655_at	FAM19A5	0.470	2.29	Stroma	235570_at	---	0.459	2.29	Stroma
210222_s_at	RTN1	0.375	1.53	Stroma	206011_at	CASP1	0.470	2.29	Stroma	208328_s_at	MEF2A	0.465	2.29	Stroma
241824_at	FOSL2	0.431	1.53	Stroma	236217_at	SLC31A1	0.414	2.29	Stroma	205039_s_at	ZNFN1A1	0.413	2.29	Stroma
217226_s_at	SFXN3	0.483	1.53	Stroma	205884_at	ITGA4	0.426	2.29	Stroma	243006_at	FYN	0.481	2.29	Stroma
206233_at	BAGAL1	0.472	1.53	Stroma	225728_at	SORBS2	0.440	2.29	Stroma	204017_at	KDLR3	0.361	2.29	Stroma
213082_at	NTAN1	0.464	1.53	Stroma	213328_at	NEK1	0.425	2.29	Stroma	207357_s_at	GALNT1	0.310	2.29	Stroma
241100_at	---	0.465	1.53	Stroma	237860_at	RBM35	0.413	2.29	Stroma	226474_at	NOG2	0.330	2.29	Stroma
205022_s_at	CHES1	0.582	1.53	Stroma	213110_s_at	COL4A5	0.316	2.29	Stroma	231130_at	FKBP7	0.317	2.29	Stroma
209209_s_at	PLEKH4C1	0.475	1.53	Stroma	219806_s_at	C11orf75	0.422	2.29	Stroma	227344_at	ZNFN1A1	0.498	2.29	Stroma
217388_s_at	KYNU	0.362	1.53	Stroma	209450_at	LGALS2	0.386	2.29	Stroma	155807_s_at	HEG1	0.460	2.29	Stroma
229619_at	FOLR2	0.306	1.53	Stroma	212256_at	GALNT10	0.339	2.29	Stroma	243041_s_at	---	0.492	2.29	Stroma
221658_s_at	IL21R	0.436	1.53	Stroma	210432_s_at	SCN3A	0.362	2.29	Stroma	241208_at	PDLIM5	0.481	2.29	Stroma
235765_at	TLE4	0.299	1.53	Stroma	225214_at	P5MB7	0.483	2.29	Stroma	226249_at	SNX30	0.425	2.29	Stroma
205382_s_at	CFD	0.322	1.53	Stroma	38487_at	STAB1	0.381	2.29	Stroma	202975_s_at	C10orf1	0.385	2.29	Stroma
204661_at	CD52	0.301	1.53	Stroma	1557395_at	LOC255130 // LOC	0.450	2.29	Stroma	203523_at	LSP1 // LOC64937	0.468	2.29	Stroma
237261_at	---	0.340	1.53	Stroma	226399_at	---	0.476	2.29	Stroma	211726_s_at	FMQ2	0.351	2.29	Stroma
230061_at	TMSF18	0.298	1.53	Stroma	212154_at	SDC2	0.354	2.29	Stroma	211819_s_at	SORBS1	0.463	2.29	Stroma
235629_at	FN1	0.330	1.53	Stroma	235696_at	---	0.446	2.29	Stroma	203355_s_at	PSD3	0.390	2.29	Stroma
216207_s_at	IGKV1D-13 // I	0.216	1.53	Stroma	206170_at	ADRB2	0.352	2.29	Stroma	202363_s_at	SPOCK1	0.412	2.29	Stroma
208786_s_at	MAP1LC3B	0.475	1.53	Stroma	1559400_s_at	PAPPA	0.396	2.29	Stroma	242860_at	VGCN1	0.445	2.29	Stroma
1557122_s_at	---	0.379	1.53	Stroma	229750_at	COL14A1	0.185	2.29	Stroma	224037_at	PTGFRN	0.457	2.29	Stroma
223463_at	RAB23	0.362	1.53	Stroma	208851_s_at	THY1	0.352	2.29	Stroma	230737_s_at	LOC387647	0.478	2.29	Stroma
208850_s_at	THY1	0.261	1.53	Stroma	201767_at	FBLN1	0.484	2.29	Stroma	225239_at	---	0.378	2.29	Stroma
205779_at	RAMP2	0.466	1.53	Stroma	204557_s_at	DZIP1	0.492	2.29	Stroma	206471_at	PLXNC1	0.294	2.29	Stroma
1558501_at	DNM3	0.358	1.53	Stroma	235077_at	MEG3	0.326	2.29	Stroma	241615_s_at	CD55	0.438	2.29	Stroma
224451_s_at	ARHGAP9	0.309	1.53	Stroma	40665_at	FMO3	0.368	2.29	Stroma	221870_at	EHD2	0.369	2.29	Stroma
227361_at	---	0.314	1.53	Stroma	225544_at	TBX3	0.278	2.29	Stroma	201295_s_at	WSB1	0.370	2.29	Stroma
220032_at	FLJ21986	0.296	1.53	Stroma	220471_s_at	MYCT1	0.462	2.29	Stroma	238169_at	---	0.368	2.29	Stroma
229581_at	LOC938617 //	0.352	1.53	Stroma	228141_at	LOC493869	0.366	2.29	Stroma	1558404_at	LOC644242 // LOCI	0.496	2.29	Stroma
204232_at	FCER1G	0.392	1.53	Stroma	221508_s_at	LEF1	0.253	2.29	Stroma	214181_s_at	LST1	0.458	2.29	Stroma
227618_at	FLJ44635	0.360	1.53	Stroma	229435_at	GLIS3	0.430	2.29	Stroma	232798_at	DNALC5B	0.296	2.29	Stroma
205257_s_at	AMPH	0.324	1.53	Stroma	1556539_s_at	PMP22	0.438	2.29	Stroma	229461_s_at	NEGR1	0.390	2.29	Stroma
204273_at	EDNRB	0.408	1.53	Stroma	235111_at	---	0.307	2.29	Stroma	213602_s_at	LOC91316	0.434	2.29	Stroma
235292_at	FLJ32255 // LI	0.409	1.53	Stroma	2192057_s_at	SPHK1	0.379	2.29	Stroma	204826_s_at	FOLR2	0.362	2.29	Stroma
208637_s_at	ACTN1	0.488	1.53	Stroma	203811_s_at	DNABJ4	0.307	2.29	Stroma	209683_at	FAM9A	0.496	2.29	Stroma
228311_at	BCL6B	0.472	1.53	Stroma	224604_at	LOC401152	0.497	2.29	Stroma	218730_s_at	OGN	0.278	2.29	Stroma
229308_at	---	0.414	1.53	Stroma	221087_s_at	APOL3	0.392	2.29	Stroma	208414_s_at	HOXB3	0.458	2.29	Stroma
212845_at	SAMD4A	0.426	1.53	Stroma	222111_at	---	0.404	2.29	Stroma	209071_s_at	RGS5	0.263	2.29	Stroma
225285_at	BCAT1	0.313	1.53	Stroma	203300_s_at	AP1S2	0.398	2.29	Stroma	201859_at	PRG1	0.399	2.29	Stroma
226610_at	PRR6	0.422	1.53	Stroma	243727_at	CPNE8	0.333	2.29	Stroma	218031_s_at	CHES1	0.448	2.29	Stroma
228592_at	MSAA1	0.341	1.53	Stroma	244854_at	LFXN	0.465	2.29	Stroma	206191_at	ENTPD3	0.476	2.29	Stroma
229613_at	---	0.376	1.53	Stroma	213464_at	SHC2	0.394	2.29	Stroma	231040_at	ROIB	0.425	2.29	Stroma
223775_at	HHP	0.348	1.53	Stroma	210321_at	GZMH	0.355	2.29	Stroma	227846_at	GPR176	0.396	2.29	Stroma
227149_at	PLEKHA2	0.342	1.53	Stroma	220307_at	CD244	0.491	2.29	Stroma	226578_at	JPH2	0.493	2.29	Stroma
228426_at	CLEC2D	0.296	1.53	Stroma	227178_at	SLC2A13	0.302	2.29	Stroma	209374_s_at	IGHM	0.350	3.46	Stroma
238995_s_at	TFEC	0.427	1.53	Stroma	208394_s_at	ESM1	0.366	2.29	Stroma	240052_at	ITPR1	0.490	3.46	Stroma
228914_at	---	0.479	1.53	Stroma	206134_at	ADAMDEC1	0.469	2.29	Stroma	221209_s_at	OTOR	0.461	3.46	Stroma
212013_at	PXDN	0.359	1.53	Stroma	226763_at	SESTD1	0.428	2.29	Stroma	155233_at	RHOJ	0.363	3.46	Stroma
204655_at	CCL5	0.240	1.53	Stroma	228486_at	SLC44A1	0.473	2.29	Stroma	224505_s_at	PLCD4	0.487	3.46	Stroma
206746_at	BFSP1	0.491	1.53	Stroma	222142_at	CYLD	0.379	2.29	Stroma	226534_at	KITLG	0.476	3.46	Stroma
205121_at	SQCB	0.307	1.53	Stroma	1556352_at	---	0.393	2.29	Stroma	238306_at	LOC283439	0.397	3.46	Stroma
204025_s_at	ROBO2	0.329	1.53	Stroma	224920_s_at	MYADM	0.407	2.29	Stroma	202092_s_at	CTSS	0.401	3.46	Stroma
1553995_s_at	NTSE	0.249	1.53	Stroma	226773_at	---	0.351	2.29	Stroma	227326_at	MXRA7	0.421	3.46	Stroma
214770_at	MSR1	0.350	1.53	Stroma	229629_at	GBP5	0.451	2.29	Stroma	213901_s_at	RBM9	0.493	3.46	Stroma
218232_at	C1GA	0.493	1.53	Stroma	230003_at	---	0.373	2.29	Stroma	1553117_s_at	STK38	0.488	3.46	Stroma
230790_s_at	---	0.483	1.53	Stroma	243141_at	MGC26963	0.325	2.29	Stroma	222453_at	CYBRD1	0.404	3.46	Stroma
205572_at	ANGPT2	0.355	1.53	Stroma	235733_at	PP4R2	0.352	2.29	Stroma	236517_at	MEGF10	0.414	3.46	Stroma
209120_at	NR2F2	0.359	1.53	Stroma	226056_at	CDGAP	0.440	2.29	Stroma	213910_at	IGFBP7	0.372	3.46	Stroma
224772_at	NAV1	0.391	1.53	Stroma	209325_s_at	RGS16	0.439	2.29	Stroma	225207_at	PKD4	0.305	3.46	Stroma
155887_s_at	MGC4677	0.486	1.53	Stroma	205419_at	EBI2	0.346	2.29	Stroma	212850_s_at	LRP4	0.416	3.46	Stroma
231093_at	FCRL3	0.498	1.53	Stroma	204955_at	SRPX	0.370	2.29	Stroma	230036_at	SAMD1L	0.429	3.46	Stroma
226418_at	ERDC2	0.468	1.53	Stroma	214684_at	MEF2A	0.449	2.29	Stroma	227353_at	---	0.490	3.46	Stroma
209970_s_at	CASP1	0.474	1.53	Stroma	213017_at	ABHD3	0.379	2.29	Stroma	217369_at	IGHG1 // LOC38821	0.456	3.46	Stroma
240050_s_at	---	0.395	1.53	Stroma	211748_s_at	PTGDS	0.431	2.29	Stroma	219977_at	KAA0574	0.410	3.46	Stroma
216542_s_at	IGHA1 // IGHG	0.288	1.53	Stroma	213640_s_at	LOX	0.412	2.29	Stroma	227231_at	KAA1211	0.382	3.46	Stroma
229685_at	---	0.456	1.53	Stroma	224884_at	AKAP13	0.409	2.29	Stroma	243882_at	---	0.499	3.46	Stroma
229067_at	LOC653464	0.485	1.53	Stroma	218980_at	FHD03	0.335	2.29	Stroma	1557835_at	LA16c-300B4.1	0.496	3.46	Stroma
226071_at	ADAMTS4	0.335	1.53	Stroma	226066_at	MITF	0.472	2.29	Stroma	219740_at	FLJ12505	0.454	3.46	Stroma
236395_at	MEF2C	0.480	1.53	Stroma	202992_at	C7	0.212	2.29	Stroma	201163_s_at	IGFBP7	0.367	3.46	Stroma
235188_at	---	0.455	1.53	Stroma	216831_s_at	RUNX1T1	0.486	2.29	Stroma	224285_at	GPR174	0.343	3.46	Stroma
209871_s_at	APIA2	0.309	1.53	Stroma	220382_s_at	ARHGAP28								

Gene ID	SYMBOL	Fold Change(T/S)	q-value(%)	Component	Gene ID	SYMBOL	Fold Change(T/S)	q-value(%)	Component	Gene ID	SYMBOL	Fold Change(T/S)	q-value(%)	Component
206039_at	RAB33A	0.440	1.53	Stroma	1555638_s_at	SAMSN1	0.412	2.29	Stroma	226804_at	FAM20A	0.450	3.46	Stroma
22154_s_at	DNAPT6	0.488	1.53	Stroma	205399_at	DCAMKL1	0.422	2.29	Stroma	23006_s_at	KLF9	0.448	3.46	Stroma
213434_at	STX2	0.367	1.53	Stroma	238584_at	IQCA	0.396	2.29	Stroma	229723_at	TAGAP	0.395	3.46	Stroma
220769_at	DEANN2C	0.440	1.53	Stroma	217540_at	---	0.484	2.29	Stroma	235036_at	LIXL	0.438	3.46	Stroma
207015_s_at	ALDH1A2	0.341	1.53	Stroma	229968_at	TLR1	0.407	2.29	Stroma	204110_at	HMMT	0.330	3.46	Stroma
205214_at	STK17B	0.402	1.53	Stroma	212091_s_at	COL6A1	0.367	2.29	Stroma	212820_at	DMXL2	0.439	3.46	Stroma
214152_at	CCPG1	0.440	2.29	Stroma	214605_s_at	GPR1	0.498	2.29	Stroma	229121_at	---	0.470	3.46	Stroma
201858_s_at	PRG1	0.350	2.29	Stroma	205150_s_at	KIAA0644	0.461	2.29	Stroma	226264_at	SUSD1	0.483	3.46	Stroma
209656_s_at	TMEM47	0.357	3.46	Stroma	205730_s_at	ABLIM3	0.477	3.46	Stroma	207698_at	C6orf123	3.677	0.09	Tumour
204332_s_at	AGA	0.464	3.46	Stroma	238891_at	---	0.420	3.46	Stroma	156862_s_at	IQGAP3	3.630	0.09	Tumour
239129_at	---	0.472	3.46	Stroma	214719_at	LOC283537	0.455	3.46	Stroma	213285_at	TMEM30B	4.252	0.09	Tumour
207761_s_at	METTL7A	0.404	3.46	Stroma	228865_at	EMCN	0.395	3.46	Stroma	227953_at	---	2.649	0.09	Tumour
226525_at	---	0.376	3.46	Stroma	232903_at	---	0.467	3.46	Stroma	212142_at	MCM4	2.965	0.09	Tumour
223159_s_at	NEK6	0.429	3.46	Stroma	207175_at	ADIPOQ	0.461	3.46	Stroma	243814_at	PRKCBP1	3.181	0.09	Tumour
242845_at	---	0.454	3.46	Stroma	203233_at	IL4R	0.463	3.46	Stroma	219650_s_at	EHF	8.285	0.09	Tumour
203705_s_at	FZD7	0.410	3.46	Stroma	227611_at	TARSL2	0.449	3.46	Stroma	227771_s_at	MYEF2	7.512	0.09	Tumour
216904_at	COL6A1	0.436	3.46	Stroma	228315_at	---	0.403	3.46	Stroma	219836_at	ZBED2	6.185	0.09	Tumour
220655_at	TNP3	0.485	3.46	Stroma	219463_at	C2orf103	0.393	3.46	Stroma	210096_at	CYP4B1	6.571	0.09	Tumour
228027_at	GPRASP2	0.498	3.46	Stroma	216401_s_at	LOC652745	0.328	3.46	Stroma	213927_at	MAP3K9	2.451	0.09	Tumour
211494_s_at	SLC44A	0.318	3.46	Stroma	206082_at	---	0.492	3.46	Stroma	229775_s_at	MLLT4	3.440	0.09	Tumour
205174_s_at	QPCT	0.494	3.46	Stroma	238069_at	RBP7	0.470	3.46	Stroma	204519_s_at	PLLP	3.984	0.09	Tumour
1552541_at	TAGAP	0.465	3.46	Stroma	40148_at	APBB2	0.489	3.46	Stroma	235855_at	MARVELD2	6.576	0.09	Tumour
226837_at	SPRED1	0.465	3.46	Stroma	238658_at	---	0.410	3.46	Stroma	219990_at	E2F8	3.729	0.09	Tumour
224759_s_at	C12orf23	0.496	3.46	Stroma	32540_at	PPP3CC	0.460	3.46	Stroma	222896_at	TMEM38A	3.131	0.09	Tumour
1554126_at	MSRB3	0.369	3.46	Stroma	217989_at	DHR58	0.424	3.46	Stroma	227450_at	C12orf46	7.972	0.09	Tumour
204466_s_at	SNCA	0.370	3.46	Stroma	211555_s_at	GUCY1B3	0.431	3.46	Stroma	152477_s_at	RF6	6.812	0.09	Tumour
242532_at	---	0.450	3.46	Stroma	211062_s_at	CPZ	0.479	3.46	Stroma	211488_s_at	ITGB8	5.803	0.09	Tumour
204078_at	SC05	0.485	3.46	Stroma	224994_at	CAMK2D	0.425	3.46	Stroma	212654_at	TUBB8	14.638	0.09	Tumour
238828_at	C3orf52	0.493	3.46	Stroma	228840_at	AMOT1	0.481	3.46	Stroma	219377_at	FAM69A	2.419	0.09	Tumour
239163_at	UBE2B	0.482	3.46	Stroma	242093_at	---	0.458	3.46	Stroma	219617_at	C2orf94	2.957	0.09	Tumour
209602_s_at	GATA3	0.374	3.46	Stroma	209632_at	CH25H	0.335	3.46	Stroma	209678_s_at	PRKC1	2.791	0.09	Tumour
210303_at	MAR21L2	0.491	3.46	Stroma	201939_at	PLK2	0.484	3.46	Stroma	212094_at	PEG10	6.550	0.09	Tumour
228586_at	ENG	0.465	3.46	Stroma	201116_s_at	CPE	0.286	3.46	Stroma	208576_s_at	HIST1H3B	3.542	0.09	Tumour
242699_at	---	0.491	3.46	Stroma	213644_at	CCDC46	0.476	3.46	Stroma	214528_s_at	PAX8	4.899	0.09	Tumour
220258_at	GLIS3	0.418	3.46	Stroma	210105_s_at	FYN	0.388	3.46	Stroma	213518_s_at	PRKC1	2.992	0.09	Tumour
226250_at	---	0.479	3.46	Stroma	225345_s_at	---	0.370	3.46	Stroma	207891_s_at	ESRRG	6.306	0.09	Tumour
235362_at	---	0.474	3.46	Stroma	211907_s_at	PARD6B	6.799	0.00	Tumour	208600_s_at	GPR39	3.909	0.09	Tumour
211071_s_at	MLLT11	0.459	3.46	Stroma	221088_s_at	PPP1R9A	7.713	0.00	Tumour	210461_s_at	ALB1M1	2.840	0.09	Tumour
230109_at	PDE7B	0.404	3.46	Stroma	226129_at	FAM33H	4.183	0.00	Tumour	202454_s_at	ERBB3	8.768	0.09	Tumour
219771_at	RP11-321G1.1	0.455	3.46	Stroma	1569361_s_at	---	9.288	0.00	Tumour	155449_s_at	MIEB3	2.034	0.09	Tumour
234472_at	GALNT13	0.489	3.46	Stroma	242982_s_at	ITGB8	4.392	0.00	Tumour	222051_s_at	C3orf99	6.531	0.09	Tumour
214981_at	POSTN	0.457	3.46	Stroma	202488_s_at	FXYD3	4.517	0.00	Tumour	1552478_s_at	RF6	3.167	0.09	Tumour
204755_s_at	HLF	0.355	3.46	Stroma	202954_at	UBE2C	6.073	0.00	Tumour	238910_at	---	2.449	0.09	Tumour
228793_at	LOC283267	0.433	3.46	Stroma	223821_s_at	SUSD4	9.836	0.00	Tumour	205979_at	SCGB2A1	15.747	0.09	Tumour
220141_at	C11orf83	0.390	3.46	Stroma	202669_s_at	EFNB2	4.194	0.00	Tumour	212612_at	RCOR1	2.305	0.09	Tumour
210302_s_at	MAR21L2	0.426	3.46	Stroma	222608_s_at	ANLN	3.437	0.00	Tumour	208787_at	MRLP3	2.103	0.09	Tumour
239521_at	HDOXA3	0.373	3.46	Stroma	239006_at	SLC26A7	9.251	0.00	Tumour	225290_at	LOC92196	5.230	0.14	Tumour
232712_at	FGF10	0.360	3.46	Stroma	235501_at	FARP1	4.057	0.00	Tumour	218779_s_at	EP5B1	5.193	0.14	Tumour
217889_s_at	CYBRD1	0.423	3.46	Stroma	1566784_at	---	7.063	0.00	Tumour	221685_s_at	EP5B1	4.872	0.14	Tumour
226225_at	MCC	0.352	3.46	Stroma	205472_s_at	DACH1	3.145	0.00	Tumour	214857_at	C10orf95	4.708	0.14	Tumour
222384_at	---	0.459	3.46	Stroma	1588378_s_at	C14orf78	2.304	0.00	Tumour	224189_s_at	EHF	8.745	0.14	Tumour
237112_at	FAM102B	0.485	3.46	Stroma	236591_at	---	3.267	0.00	Tumour	202343_s_at	COX5B	2.090	0.14	Tumour
204971_at	CSTA	0.420	3.46	Stroma	41660_at	CELSR1	4.039	0.00	Tumour	207076_s_at	ASS	4.102	0.14	Tumour
1554479_s_at	CARD8	0.464	3.46	Stroma	225002_at	TOP1MT	3.177	0.00	Tumour	203911_at	RAP1GAP	5.538	0.14	Tumour
203641_s_at	COBL1	0.405	3.46	Stroma	230951_at	EPB41L5	5.669	0.00	Tumour	225598_at	SLC45A4	3.928	0.14	Tumour
229910_at	SH2	0.376	3.46	Stroma	242354_at	---	6.499	0.00	Tumour	224634_at	GPATC4	2.226	0.14	Tumour
219528_s_at	BCL11B	0.455	3.46	Stroma	209911_s_at	HIST1H2BD	3.612	0.00	Tumour	155906_s_at	C3orf23	2.840	0.14	Tumour
211368_s_at	CASP1	0.482	3.46	Stroma	235515_at	FLJ36445	7.500	0.00	Tumour	217080_s_at	HOMER2	2.254	0.14	Tumour
1563498_s_at	LOC28130	0.385	3.46	Stroma	243507_s_at	FLJ25067	3.113	0.00	Tumour	231192_at	EDG7	17.420	0.14	Tumour
228207_at	SPAG6	0.418	3.46	Stroma	1563209_s_at	C2orf133	4.894	0.00	Tumour	209925_at	OCLN // LOC64785	7.954	0.14	Tumour
210279_at	GPR18	0.477	3.46	Stroma	214156_at	MYRIP	2.894	0.00	Tumour	212295_s_at	SLC7A1	2.853	0.14	Tumour
216557_s_at	IGHA1 // IGHG	0.297	3.46	Stroma	238750_at	---	4.148	0.00	Tumour	218039_at	NUSAP1	2.593	0.14	Tumour
229102_at	NRP2	0.342	3.46	Stroma	226615_at	XPR1	3.334	0.00	Tumour	201929_s_at	PKP4	2.075	0.14	Tumour
209733_at	LOC286440	0.418	3.46	Stroma	211025_s_at	COX5B	2.072	0.00	Tumour	200986_s_at	HDOG	2.388	0.14	Tumour
211366_s_at	CASP1	0.481	3.46	Stroma	209104_s_at	NOLA2	2.638	0.00	Tumour	206102_at	GINS1	3.834	0.14	Tumour
243555_at	EDNRA	0.405	3.46	Stroma	227764_at	ASRL1	5.164	0.00	Tumour	238567_at	SCPP2	4.621	0.14	Tumour
211844_s_at	NRP2	0.411	3.46	Stroma	212909_at	LYPD1	4.210	0.00	Tumour	202883_at	SMARCA3	2.138	0.14	Tumour
232627_at	RKH03	0.382	3.46	Stroma	224367_at	BEX2	6.512	0.00	Tumour	218666_at	MYO5C	5.492	0.14	Tumour
1552670_s_at	LOC286044	0.388	3.46	Stroma	203917_at	CXADR	6.384	0.00	Tumour	215071_s_at	HIST1H2AC	4.459	0.14	Tumour
238583_at	ABP1	0.481	3.46	Stroma	242406_at	C1orf196	7.128	0.00	Tumour	213308_at	SHANK2	2.804	0.14	Tumour
226497_s_at	FLT1	0.429	3.46	Stroma	1554679_s_at	LAPTM4B	4.293	0.00	Tumour	230500_at	SLC2A12	3.431	0.14	Tumour
220093_at	ANTXR1	0.493	3.46	Stroma	232165_at	---	7.213	0.00	Tumour	230776_at	RNF157	5.687	0.14	Tumour
231869_at	KIAA1586	0.428	3.46	Stroma	234290_s_at	MYH14	3.810	0.00	Tumour	235588_at	ESCO2	3.488	0.14	Tumour
205289_at	BMP2	0.399	3.46	Stroma	226912_at	ZDHHC23	6.659	0.00	Tumour	225292_at	EPB41L5	7.640	0.14	Tumour
207103_at	KCND2	0.428	3.46	Stroma	204976_s_at	AMMECR1	2.998	0.00	Tumour	228195_at	MGC13057	10.417	0.14	Tumour
242471_at	LOC647135	0.440	3.46	Stroma	204836_at	GLDC</								

Gene ID	SYMBOL	Fold Change(T/S)	q-value(%)	Component	Gene ID	SYMBOL	Fold Change(T/S)	q-value(%)	Component	Gene ID	SYMBOL	Fold Change(T/S)	q-value(%)	Component
241549_at	ANTXR1	0.364	3.46	Stroma	218211_s_at	MLPH	3.971	0.00	Tumour	205990_s_at	ARHGAP8 // LOC51	3.524	0.14	Tumour
229074_s_at	---	0.462	3.46	Stroma	223823_at	KCNMB2	4.067	0.00	Tumour	202935_s_at	SOX9	4.755	0.14	Tumour
241365_s_at	---	0.357	3.46	Stroma	222162_s_at	ADAMT51	3.782	0.00	Tumour	208767_s_at	LAPTM4B	4.159	0.14	Tumour
213415_s_at	CLIC2	0.474	3.46	Stroma	210715_s_at	SPNT2	4.090	0.00	Tumour	158083_s_at	RMT	15.842	0.14	Tumour
202437_s_at	CYP11B1	0.317	3.46	Stroma	235247_s_at	---	4.384	0.00	Tumour	202705_at	CCNB2	4.111	0.14	Tumour
227276_at	PLXDC2	0.466	3.46	Stroma	227492_at	OCLN	4.866	0.00	Tumour	1564479_s_at	LOC642419 // LOC1	5.264	0.14	Tumour
1552480_s_at	PTPRC	0.431	3.46	Stroma	201901_s_at	YY1	2.680	0.00	Tumour	240122_at	---	3.837	0.14	Tumour
229517_at	PTPDC1	0.484	3.46	Stroma	212797_at	SORT1	2.966	0.00	Tumour	230518_at	EVA1	10.000	0.14	Tumour
224965_at	GN2	0.338	3.46	Stroma	216484_s_at	---	2.505	0.00	Tumour	227702_at	CYP4X1	5.705	0.14	Tumour
207177_at	PTGFR	0.411	3.46	Stroma	219121_s_at	RBM35A	6.275	0.00	Tumour	238723_at	HNRPU	2.562	0.14	Tumour
204482_at	CLDN5	0.487	3.46	Stroma	213167_s_at	MTP56	2.970	0.00	Tumour	235456_at	---	3.905	0.14	Tumour
230204_at	---	0.456	3.46	Stroma	201459_at	RUVBL2	2.105	0.00	Tumour	223525_at	FLJ20160	2.416	0.14	Tumour
215073_s_at	NR2F2	0.352	3.46	Stroma	233905_s_at	CXCK5	3.256	0.00	Tumour	206799_at	SCGB1D2	11.439	0.14	Tumour
235343_at	---	0.444	3.46	Stroma	201037_at	PFKP	2.379	0.00	Tumour	228303_at	---	2.847	0.14	Tumour
236394_at	---	0.469	3.46	Stroma	238755_at	LOC644943	6.175	0.00	Tumour	228155_at	C10orf58	2.276	0.14	Tumour
240915_at	IGHV1-69	0.474	3.46	Stroma	220905_s_at	PDS51	3.900	0.00	Tumour	204124_at	---	5.333	0.14	Tumour
216560_s_at	IGLC1	0.447	3.46	Stroma	241628_at	EV1	7.482	0.00	Tumour	201095_at	CYC1	3.831	0.14	Tumour
235371_at	---	0.381	3.46	Stroma	215668_s_at	PLXNB1	2.181	0.00	Tumour	222281_s_at	LOC64299 // LOC1	8.273	0.14	Tumour
213791_at	PENK	0.472	3.46	Stroma	224610_at	STX5	2.836	0.00	Tumour	203213_at	CDC2	4.043	0.14	Tumour
224720_at	MB1	0.463	3.46	Stroma	209794_at	SRGAP3	3.938	0.00	Tumour	204019_s_at	SH3YL1	2.670	0.14	Tumour
217384_s_at	LOC388295 //	0.425	3.46	Stroma	203661_s_at	TMOD1	4.156	0.00	Tumour	242787_at	---	3.129	0.14	Tumour
206710_s_at	EPB41.3	0.466	3.46	Stroma	220147_s_at	FAM60A	2.605	0.09	Tumour	221950_at	EMX2	6.382	0.14	Tumour
203695_s_at	DFNAS	0.466	3.46	Stroma	239887_at	SSPN	4.553	0.09	Tumour	217684_at	TYMS	4.713	0.14	Tumour
61734_at	RCN3	0.480	3.46	Stroma	204717_s_at	SLC29A2	3.785	0.09	Tumour	240998_at	POCD6	2.190	0.14	Tumour
210215_s_at	RPL41	0.461	3.46	Stroma	205794_at	ERBB4	8.755	0.09	Tumour	216500_at	CLCF1	2.277	0.14	Tumour
155938_s_at	VIM	0.454	3.46	Stroma	223232_s_at	CGN	5.625	0.09	Tumour	230645_at	FRMD3	2.231	0.14	Tumour
227817_at	PRKCB1	0.484	3.46	Stroma	1564308_s_at	MPF7	6.077	0.09	Tumour	219854_at	ZNF14	2.316	0.14	Tumour
220993_s_at	GPR63	0.432	3.46	Stroma	219388_at	GRHL2	8.060	0.09	Tumour	244272_s_at	MTAC2D1	4.248	0.14	Tumour
218613_at	LOC653754	0.485	3.46	Stroma	209048_s_at	PRKCBP1	2.333	0.09	Tumour	222949_s_at	CGI09	2.608	0.14	Tumour
240432_s_at	---	0.443	3.46	Stroma	209677_at	PRKCI	2.980	0.09	Tumour	201115_at	POLR2	3.326	0.14	Tumour
212793_at	DAM2	0.481	3.46	Stroma	218062_s_at	CDC42EP4	5.161	0.09	Tumour	229842_at	---	9.426	0.14	Tumour
211581_s_at	LST1	0.455	3.46	Stroma	205417_s_at	DAG1	2.555	0.09	Tumour	159994_s_at	RUVBL2	2.023	0.14	Tumour
228489_at	TMSF18	0.388	3.46	Stroma	238946_at	C11orf54	3.569	0.09	Tumour	229996_at	LYCAT	2.301	0.14	Tumour
213675_s_at	---	0.441	3.46	Stroma	232151_at	---	7.304	0.09	Tumour	226096_at	SYT13	7.076	0.14	Tumour
229234_at	ZC3H12B	0.470	3.46	Stroma	205742_at	TNKS3	3.766	0.09	Tumour	226026_at	ZDSF10	5.589	0.14	Tumour
219630_s_at	ARMC9	0.468	3.46	Stroma	229536_s_at	IQGAP3	2.984	0.09	Tumour	231007_at	---	7.241	0.14	Tumour
224962_s_at	CMP	0.489	3.46	Stroma	208051_s_at	PAIP1	4.762	0.09	Tumour	223062_s_at	PSAT1	6.260	0.14	Tumour
205105_at	MAN2A1	0.459	3.46	Stroma	226420_s_at	EV1	4.983	0.09	Tumour	233970_s_at	OGI09	2.748	0.14	Tumour
217260_s_at	IGHG1	0.261	3.46	Stroma	218981_at	ACN9	3.738	0.09	Tumour	218722_s_at	CDC25C1	2.672	0.14	Tumour
214020_s_at	ITGB5	0.484	3.46	Stroma	225846_s_at	RBM35A	5.786	0.09	Tumour	236279_at	DENND1	3.220	0.14	Tumour
235276_at	---	0.391	3.46	Stroma	203910_at	ARHGAP29	2.441	0.09	Tumour	221655_s_at	EP58L1	4.882	0.28	Tumour
227084_at	DTNA	0.485	3.46	Stroma	243996_at	---	3.347	0.09	Tumour	210248_at	WN7A	2.695	0.28	Tumour
210035_s_at	RPL5 // SNOR	0.497	3.46	Stroma	204170_s_at	CKS2	3.353	0.09	Tumour	226374_at	CKADR	6.459	0.28	Tumour
206470_at	PLXNC1	0.389	3.46	Stroma	219010_at	C1orf106	5.836	0.09	Tumour	156676_s_at	---	8.155	0.28	Tumour
222662_at	LOC238044	0.443	3.46	Stroma	230025_s_at	TSPAN12	3.815	0.09	Tumour	223245_at	STRBP	3.613	0.28	Tumour
239077_at	GALNACT-2	0.490	3.46	Stroma	223754_at	MGC13057	15.978	0.09	Tumour	204101_at	MTM1	2.684	0.28	Tumour
210739_s_at	SLC44A	0.447	3.46	Stroma	121_at	PAX8	3.465	0.09	Tumour	227753_at	TMEM139	7.277	0.28	Tumour
240173_at	---	0.402	3.46	Stroma	227819_at	LGR6	4.852	0.09	Tumour	242462_at	---	3.768	0.28	Tumour
214470_at	KLRB1	0.469	3.46	Stroma	217947_at	CMTM6	3.097	0.09	Tumour	222925_at	CDC22	4.315	0.28	Tumour
233465_at	SPRED1	0.482	3.46	Stroma	1552390_s_at	C6orf47	5.307	0.09	Tumour	221780_at	ELOVL7	3.550	0.28	Tumour
210299_s_at	FHL1	0.462	3.46	Stroma	218756_s_at	MGC4172	4.294	0.09	Tumour	212165_at	C1orf37 // LOC635	2.462	0.28	Tumour
230261_at	STSS4A	0.478	3.46	Stroma	212128_s_at	DAG1	2.014	0.09	Tumour	221096_s_at	PRO1580	4.352	0.28	Tumour
207967_s_at	PRKCB1	0.446	3.46	Stroma	243386_at	SRG	7.125	0.09	Tumour	205549_at	PCP4	5.207	0.28	Tumour
226604_at	TMTCS3	0.453	3.46	Stroma	201292_at	TOP2A	3.214	0.09	Tumour	229807_at	PPP1R14C	4.430	0.28	Tumour
217599_s_at	MDFC	0.417	3.46	Stroma	209699_s_at	SIAHBP1	3.038	0.09	Tumour	235852_at	STON2	10.100	0.28	Tumour
228724_at	---	0.496	3.46	Stroma	230381_at	C1orf188	3.807	0.09	Tumour	33625_at	NPK1	3.118	0.28	Tumour
238784_at	DY198L2	0.422	3.46	Stroma	223133_at	TMEM148	2.236	0.09	Tumour	230943_at	---	9.060	0.28	Tumour
206751_s_at	PCVY18	0.428	3.46	Stroma	203786_s_at	TPD52L1	3.361	0.09	Tumour	203764_at	DLG7	5.145	0.28	Tumour
227370_at	KIAA1946	0.393	3.46	Stroma	235545_at	---	3.784	0.09	Tumour	214433_s_at	SELENBP1	3.437	0.28	Tumour
1559661_at	ODZ3	0.419	3.46	Stroma	228377_at	KLHL14	10.690	0.09	Tumour	205470_s_at	KLK11	6.784	0.28	Tumour
206099_at	PRKCH	0.462	3.46	Stroma	244506_at	TMTCS1 // LOC635	4.898	0.09	Tumour	223471_at	RAB33P	5.161	0.28	Tumour
222513_s_at	SORBS1	0.481	3.46	Stroma	202431_s_at	MYC	2.875	0.09	Tumour	226213_at	ERBB3	8.319	0.28	Tumour
231513_at	---	0.428	3.46	Stroma	204127_at	RFC3	4.452	0.09	Tumour	202735_at	EBP	2.117	0.28	Tumour
219550_at	ROBO3	0.428	3.46	Stroma	201596_s_at	KRT18	3.379	0.09	Tumour	202622_s_at	NR2F6	3.050	0.28	Tumour
214696_at	MGC14376	0.420	3.46	Stroma	203276_at	LMNB1	3.935	0.09	Tumour	203145_at	SPAG5	2.355	0.28	Tumour
155695_s_at	FLJ42709	0.454	3.46	Stroma	209114_at	TSPAN1	4.029	0.09	Tumour	244166_at	APLN	2.408	0.28	Tumour
222621_at	DNAJC1	0.477	3.46	Stroma	219215_s_at	SLC39A4	3.811	0.09	Tumour	226817_at	DSC2	3.283	0.28	Tumour
227812_at	TNFRSF19	0.454	3.46	Stroma	204641_at	NEK2	4.712	0.09	Tumour	216074_s_at	WWC1	5.654	0.28	Tumour
204995_at	CDKSR1	0.440	3.46	Stroma	221842_s_at	ZNF131	2.242	0.09	Tumour	223038_s_at	FAM60A	2.845	0.28	Tumour
238205_at	WDR40B	5.654	0.28	Tumour	239657_s_at	---	2.322	0.38	Tumour	1553990_at	SGOL1	3.182	0.51	Tumour
207828_s_at	CENPF	3.342	0.28	Tumour	243277_s_at	EV1	4.645	0.38	Tumour	232672_s_at	SLC24A5	2.980	0.51	Tumour
239155_at	LOC653108	6.139	0.28	Tumour	205081_at	CRIP1	3.789	0.38	Tumour	203276_s_at	LAMA3	3.850	0.51	Tumour
221204_s_at	CRTAC1	3.955	0.28	Tumour	221982_s_at	XX-FW8165789.4	2.526	0.38	Tumour	202023_at	EFNA1	3.712	0.51	Tumour
211778_s_at	OYOL2	5.248	0.28	Tumour	226506_at	THSD4	2.515	0.38	Tumour	1507034_s_at	FLJ30038 // LOC65	2.305	0.51	Tumour
215165_s_at	LAMP5	2.688	0.28	Tumour	230717_at	LCN12	4.953	0.38	Tumour	221927_s_at	ABHD11	5.402	0.51	Tumour
229634_at	TMEM139	5.292	0.28	Tumour	223785_at	KAA1794	5.148	0.38	Tumour	223051_at	C10orf47	2.991	0.51	Tumour
223000_s_at	F11R	2.115	0.28	Tumour	237241_at	ECT2	5.983	0.38	Tumour	213222_at	PLCB1	2.764	0.51	Tumour
1552427_at	ZNF485	2.531	0.28	Tumour	1561149_at	---	2.964	0.38	Tumour	219513_s_at	SH2D3A	3.210	0.51	Tumour
232277_at	---	3.428	0.28	Tumour	204447_at	ProSAP1P	3.765	0.38	Tumour	200903_s_at	AHCY	3.086	0.51	Tumour
228839_at	TRA16	2.405	0.28	Tumour	237057_at	TSGA10	3.431	0.38	Tumour	240979_at	---	7.081	0.51	Tumour
219045_at	RHOE	2.504	0.28	Tumour	206385_s_at	ANK3	3.902	0.38	Tumour	239765_at	---	4.982	0.51	Tumour
214039_s_at	LAPTM4B	2.411	0.28	Tumour	213460_s_at	NSUN3C	2.483	0.38	Tumour	213903_s_at	RCCD1	2.057	0.51	Tumour
22482_at	SSBP3 // LOC	2.088	0.28	Tumour	224623_at	THOC3	3.194	0.38	Tumour	227524_at	---	3.739	0.51	Tumour
225392_at	GF2M	2.005	0.28	Tumour	227196_at	RHPN2	6.287	0.38	Tumour	225552_s_at	AURKAIP1 // LOC6	2.013	0.51	Tumour
209662_at	KHDR4													

Gene ID	SYMBOL	Fold Change(T/S)	q-value(%)	Component	Gene ID	SYMBOL	Fold Change(T/S)	q-value(%)	Component	Gene ID	SYMBOL	Fold Change(T/S)	q-value(%)	Component
230523_at	---	3.798	0.28	Tumour	207924_x_at	PAX8	3.704	0.38	Tumour	242900_at	OSGEP	3.086	0.51	Tumour
215030_at	GRSF1	2.555	0.28	Tumour	212771_at	C10orf38	2.075	0.38	Tumour	220892_x_at	PSA11	7.729	0.51	Tumour
227885_at	---	3.377	0.28	Tumour	205593_x_at	POEBA	3.301	0.38	Tumour	230334_at	---	2.213	0.51	Tumour
210766_x_at	CSE1L	2.551	0.28	Tumour	243661_at	ZNF273	2.641	0.38	Tumour	203594_at	CHEK1	3.204	0.51	Tumour
225196_x_at	MRRSP26	3.016	0.28	Tumour	226462_x_at	F11R	2.563	0.38	Tumour	215034_x_at	TM4SF1	2.110	0.51	Tumour
221882_at	HIST3H2A	3.152	0.28	Tumour	1552291_at	PKOX	2.063	0.38	Tumour	223381_at	CDCA1	6.861	0.51	Tumour
204026_x_at	ZWNT	2.500	0.28	Tumour	243531_at	ORAOV1	3.563	0.38	Tumour	222993_at	MRLPL37	2.515	0.51	Tumour
204761_at	USP9L	2.245	0.28	Tumour	225759_x_at	CLMN	4.444	0.38	Tumour	206125_x_at	KLK8	3.857	0.51	Tumour
227936_at	TMEM88	2.204	0.28	Tumour	205532_x_at	CDH6	3.902	0.38	Tumour	202233_x_at	UCORH	2.232	0.51	Tumour
235842_at	---	3.740	0.28	Tumour	228623_at	PHYHPL	5.895	0.38	Tumour	234620_at	ZNF7	2.338	0.51	Tumour
219162_x_at	MRPL11	2.820	0.28	Tumour	211056_x_at	SRDSA1	2.357	0.38	Tumour	228603_at	CHMP4C	6.069	0.51	Tumour
222039_at	LOC146809	3.353	0.28	Tumour	231319_x_at	KIF9	3.522	0.38	Tumour	214827_at	PARD6B	11.828	0.51	Tumour
36469_at	CELSR2	4.362	0.28	Tumour	208650_x_at	CD24 @ LOC64745	4.740	0.38	Tumour	227341_at	C10orf03	3.891	0.51	Tumour
226556_at	MAP3K13	2.792	0.28	Tumour	1559361_at	LOC553730	3.527	0.38	Tumour	225001_at	RAB3D	2.517	0.51	Tumour
205316_at	SLC15A2	4.731	0.28	Tumour	214058_at	MYCL1	4.614	0.38	Tumour	213198_at	ACVR1B	2.269	0.51	Tumour
238616_at	---	3.945	0.28	Tumour	209431_x_at	ZNF278	2.137	0.38	Tumour	1557300_at	LRPPRC	2.852	0.51	Tumour
230201_at	---	2.578	0.28	Tumour	210835_x_at	CTBP2	2.112	0.38	Tumour	225261_x_at	TH1L	2.598	0.51	Tumour
204066_at	PHF16	2.505	0.28	Tumour	202525_at	PRSS8	3.674	0.38	Tumour	243529_at	MARS2	3.086	0.51	Tumour
208541_x_at	TFAM	2.407	0.28	Tumour	223631_x_at	C10orf33	5.172	0.38	Tumour	202904_x_at	LSM5	2.260	0.51	Tumour
219893_at	SOX17	7.115	0.28	Tumour	224650_at	MAL2	4.249	0.38	Tumour	213611_at	AQP5	5.552	0.51	Tumour
228047_at	SNORA72	2.723	0.28	Tumour	211783_x_at	MTA1	2.071	0.38	Tumour	226476_x_at	VPRBP	2.119	0.51	Tumour
202988_at	S100A13	2.053	0.28	Tumour	209234_at	KIF18	2.445	0.38	Tumour	210007_x_at	GPD2	3.134	0.51	Tumour
213520_at	REG3L4	2.290	0.28	Tumour	226204_at	FLJ12125	2.747	0.38	Tumour	208779_x_at	DDR1	3.838	0.51	Tumour
223507_at	RGMTD1	2.507	0.28	Tumour	222067_x_at	HST1H2B	2.378	0.38	Tumour	219196_at	C16orf04	3.327	0.51	Tumour
223560_at	LOC130576	6.048	0.28	Tumour	243530_at	CFP8F	2.180	0.38	Tumour	210544_x_at	ALDH3A2	4.196	0.51	Tumour
212944_at	MRRP56	2.773	0.28	Tumour	208546_x_at	HST1H2BH	2.406	0.38	Tumour	232361_x_at	EHF	3.905	0.51	Tumour
223075_x_at	C5orf58	4.321	0.28	Tumour	209792_x_at	KLK10	8.663	0.38	Tumour	219036_at	CEP70	3.367	0.51	Tumour
208074_x_at	HMSA1	3.747	0.28	Tumour	242283_at	C1orf87	4.596	0.38	Tumour	23341_x_at	POLR1B	2.593	0.51	Tumour
210051_at	RAPGEF3	2.362	0.28	Tumour	228729_at	CCNB1	4.302	0.38	Tumour	238973_x_at	---	4.941	0.51	Tumour
218726_at	DNFZP762E13	2.435	0.28	Tumour	213647_at	DNAZL	2.695	0.38	Tumour	213055_at	CD47	2.904	0.51	Tumour
240405_at	WDR42A	2.932	0.28	Tumour	203780_at	EVA1	5.960	0.38	Tumour	37079_at	YDD19	2.169	0.51	Tumour
201397_at	PHGDH	2.422	0.28	Tumour	242245_at	SYDE2	3.199	0.38	Tumour	220161_x_at	EPB41L4B	5.266	0.51	Tumour
227725_at	ST6GALNAC1	5.872	0.28	Tumour	202806_at	SPINT1	3.940	0.38	Tumour	208669_x_at	DS4234E	5.457	0.51	Tumour
236773_at	---	6.021	0.28	Tumour	221258_x_at	KIF18A	3.127	0.38	Tumour	241728_at	---	2.650	0.51	Tumour
225645_at	EHF	6.157	0.28	Tumour	218252_at	CKAP2	2.486	0.38	Tumour	232077_x_at	MYH14	2.914	0.51	Tumour
65617_at	AP1M2	7.805	0.28	Tumour	237741_at	SLC25A36	2.416	0.38	Tumour	204825_at	MELK	3.857	0.51	Tumour
228017_at	CMT1M7	3.970	0.28	Tumour	1559026_at	---	3.968	0.38	Tumour	201275_at	FDP5	2.036	0.51	Tumour
209667_at	RRS1	2.551	0.28	Tumour	204023_at	RFC4	2.718	0.38	Tumour	228143_at	---	6.462	0.51	Tumour
230936_at	DNAJB13	4.745	0.28	Tumour	1560554_x_at	C1orf145	2.347	0.38	Tumour	234844_x_at	FAM5A4	3.779	0.51	Tumour
212482_at	RMND5A	2.791	0.28	Tumour	205165_at	CELSR3	2.007	0.38	Tumour	241738_at	ZNF250	2.276	0.51	Tumour
235141_at	MARVELD2	7.225	0.28	Tumour	227724_at	LOC642351	2.186	0.38	Tumour	241829_at	FLJ30707	4.834	0.51	Tumour
219976_at	HOOK1	8.525	0.28	Tumour	206023_at	NMU	4.318	0.38	Tumour	238526_at	RAB3IP	3.283	0.51	Tumour
240478_at	DCUN1D2	2.386	0.28	Tumour	213816_x_at	MET	3.252	0.51	Tumour	232251_at	NUDT16P	3.445	0.51	Tumour
229691_at	---	3.372	0.28	Tumour	208433_x_at	LRP8	4.297	0.51	Tumour	234992_x_at	ECT2	3.341	0.51	Tumour
207732_x_at	DLG3	2.547	0.28	Tumour	202279_at	C14orf2	2.386	0.51	Tumour	211150_x_at	DIAT	2.739	0.51	Tumour
208490_x_at	HST1H2BF	2.439	0.28	Tumour	214295_at	KIAA0485	2.567	0.51	Tumour	224435_at	C10orf58	3.082	0.51	Tumour
216120_x_at	ATP2B2	4.942	0.28	Tumour	214284_x_at	FGF18	3.010	0.51	Tumour	244780_at	SGPP2	3.442	0.51	Tumour
226676_x_at	WDSOF1	2.612	0.28	Tumour	1556048_at	---	2.988	0.51	Tumour	203954_x_at	PTTG1	3.721	0.51	Tumour
217620_x_at	PK3CB	3.154	0.28	Tumour	216347_x_at	PPP1R13B	2.838	0.51	Tumour	221648_x_at	C1orf121	4.247	0.51	Tumour
243824_at	---	6.270	0.38	Tumour	223636_at	ZMYND12	2.822	0.51	Tumour	226543_at	MJTED	2.230	0.51	Tumour
203125_x_at	SLC11A2	2.151	0.38	Tumour	201897_x_at	CKS1B	3.524	0.51	Tumour	223530_at	TRDRK	4.011	0.51	Tumour
221884_at	EV11	6.216	0.38	Tumour	208792_x_at	CLU	2.973	0.51	Tumour	201650_at	KRT19	4.510	0.51	Tumour
1552266_at	ADAM32	3.010	0.38	Tumour	219274_at	TSPAN12	4.744	0.51	Tumour	238081_at	KLK7	6.050	0.51	Tumour
226123_at	CHD7	2.599	0.38	Tumour	212135_x_at	ATP2B4	3.580	0.51	Tumour	235425_at	SGOL2	2.729	0.51	Tumour
203123_x_at	SLC11A2	3.191	0.38	Tumour	218795_at	ACP6	3.340	0.51	Tumour	210473_x_at	GPR125	2.468	0.51	Tumour
213333_at	MDH2	2.222	0.38	Tumour	228429_x_at	KIF9	2.815	0.51	Tumour	219946_x_at	MYH14	2.440	0.51	Tumour
201562_x_at	SORD	2.699	0.38	Tumour	205225_at	ESR1	5.745	0.51	Tumour	203622_x_at	LOC56902	3.223	0.51	Tumour
235572_at	SPBC24	3.463	0.38	Tumour	214097_at	RPS21	2.493	0.51	Tumour	220196_at	MUC16	6.113	0.51	Tumour
204391_x_at	TRIM24	2.046	0.38	Tumour	209064_x_at	PAIP1	4.519	0.51	Tumour	203129_x_at	KIF5C	3.003	0.51	Tumour
232164_x_at	EPRK1	4.966	0.38	Tumour	1553313_x_at	SLC5A3	4.002	0.51	Tumour	224488_x_at	MSC13170	2.053	0.51	Tumour
1558077_at	MDH1B	6.189	0.38	Tumour	213964_x_at	C10orf95	5.167	0.51	Tumour	200875_x_at	NOL5A	2.345	0.51	Tumour
207039_at	CDKN2A	3.293	0.38	Tumour	201017_at	EPI1AX	2.410	0.51	Tumour	219983_at	HRASLS	4.727	0.51	Tumour
201689_x_at	TPD52	3.718	0.38	Tumour	209211_at	KLF5	4.743	0.51	Tumour	223748_at	SLC4A11	5.063	0.51	Tumour
226403_at	TMCA	7.488	0.38	Tumour	219797_x_at	ECT2	3.889	0.51	Tumour	1556439_at	---	7.825	0.51	Tumour
221215_x_at	RFPK4	4.688	0.38	Tumour	216275_at	BUB1	3.121	0.51	Tumour	230075_at	RAB39B	2.739	0.51	Tumour
230828_at	GRAMD2	4.102	0.38	Tumour	217809_at	B2H2	2.613	0.51	Tumour	216588_x_at	LUZP5	2.256	0.51	Tumour
212339_at	EPB41L1	3.498	0.38	Tumour	202107_x_at	MCM2	3.040	0.51	Tumour	232531_at	EMK2OS	5.491	0.51	Tumour
204187_at	GMRR	3.732	0.38	Tumour	219476_at	C1orf16 @ LOC65	6.017	0.51	Tumour	218890_x_at	MRPL35	2.453	0.51	Tumour
228660_at	---	4.239	0.38	Tumour	214803_at	---	3.529	0.51	Tumour	229134_at	VANGL1	2.941	0.51	Tumour
230701_x_at	KIF9	2.152	0.38	Tumour	241608_x_at	TRUB1	2.449	0.51	Tumour	201428_at	CLDNA	4.363	0.51	Tumour
232333_x_at	CGN	8.421	0.38	Tumour	241635_at	EV11	5.805	0.51	Tumour	221893_x_at	MRRP18A	2.333	0.51	Tumour
226296_x_at	MRRP15	2.024	0.38	Tumour	223047_at	CMT6	3.529	0.51	Tumour	224820_at	FAM36A	2.301	0.51	Tumour
219298_at	ECHDC3	3.546	0.38	Tumour	239579_at	ABHD7	2.794	0.51	Tumour	218222_at	RBKS	2.514	0.51	Tumour
229966_at	LONRF2	4.831	0.38	Tumour	205816_at	ITGB8	6.945	0.51	Tumour	218355_at	KIF4A	4.606	0.51	Tumour
208699_at	CCNA1	5.248	0.38	Tumour	225521_at	ANAPC7	3.248	0.51	Tumour	228381_at	ATF7IP2	4.422	0.51	Tumour
201542_x_at	ATP1B1	3.624	0.38	Tumour	223681_x_at	INDEL	3.772	0.51	Tumour	235083_at	FLJ38359	3.431	0.51	Tumour
204437_x_at	FOLR1	12.897	0.38	Tumour	204305_at	MIFEP	2.339	0.51	Tumour	218677_at	S100A14	4.082	0.51	Tumour
213134_x_at	BTG3	2.897	0.38	Tumour	211075_x_at	CD47	3.248	0.51	Tumour	223165_x_at	HPK2	3.359	0.51	Tumour
208967_x_at	AK2	2.087	0.38	Tumour	220332_at	CLDN16	7.597	0.51	Tumour	212913_at	MSH5 @ C6orf26	2.808	0.51	Tumour
214011_x_at	HSPC111	3.320	0.38	Tumour	242583_at	STON2	12.509	0.51	Tumour	1552660_x_at	C5orf22	2.255	0.75	Tumour
213297_at	RMND5B	2.736	0.38	Tumour	227876_at	KIAA1688	3.922	0.51	Tumour	205209_at	ACVR1B	2.118	0.75	Tumour
237030_at	ACPP	2.337	0.38	Tumour	205614_x_at	MST1	2.820	0.51	Tumour	227747_at	---	2.279	0.75	Tumour
214282_at	CP	10.096	0.38	Tumour	220177_x_at	TMPSR53	10.342	0.51	Tumour	208830_at	CLGN	10.208	0.75	Tumour
1557866_at	C5orf11	4.148	0.38	Tumour	220948_x_at	ATP1A1	2.106	0.51	Tumour	202241_at	TRB1	2.123	0.75	Tumour
209771_x_at	CD24	3.792	0.38	Tumour	205284_at	KIAA133	3.427							

Gene ID	SYMBOL	Fold Change(T/S)	q-value(%)	Component	Gene ID	SYMBOL	Fold Change(T/S)	q-value(%)	Component	Gene ID	SYMBOL	Fold Change(T/S)	q-value(%)	Component
226245_at	KCTD1	3.327	0.38	Tumour	214710_s_at	CCNB1	3.325	0.51	Tumour	202504_at	TRM2D	8.428	0.75	Tumour
22153_at	IBRD2C	2.354	0.38	Tumour	216096_at	SV2C	3.329	0.51	Tumour	201678_s_at	C3orf97	2.509	0.75	Tumour
209605_at	ABL1M1	3.096	0.38	Tumour	227644_at	RMS4	2.441	0.51	Tumour	218704_at	RNF43	4.134	0.75	Tumour
218399_s_at	CDCA4	3.350	0.38	Tumour	227253_at	CP	7.221	0.51	Tumour	210372_s_at	TPD5L1	3.857	0.75	Tumour
230777_s_at	PRDM15 // LO	2.696	0.38	Tumour	228649_at	PANK1	4.325	0.51	Tumour	227475_at	FOXO1	3.635	0.75	Tumour
233644_at	KATNAL2	2.722	0.38	Tumour	230067_at	PRIMA1	4.267	0.51	Tumour	205075_at	KLK7	5.794	0.75	Tumour
213540_at	HSD17B8	2.590	0.38	Tumour	1559548_at	---	4.107	0.51	Tumour	209692_at	EYA2	3.534	0.75	Tumour
219395_at	RBM3B	3.694	0.38	Tumour	216836_s_at	ERBB2	2.584	0.51	Tumour	155433_s_at	ZNF146	2.070	0.75	Tumour
235314_at	LOC132241	2.615	0.38	Tumour	224870_at	KIAA0114	3.197	0.51	Tumour	226336_at	---	2.023	0.75	Tumour
201479_at	DKC1	2.727	0.38	Tumour	204685_s_at	ATP2B2	5.642	0.51	Tumour	205043_at	CFTR	4.571	0.75	Tumour
230792_at	RP11-479E16	4.147	0.38	Tumour	211613_s_at	GP2D	2.868	0.51	Tumour	227850_at	HSPA14	2.704	0.75	Tumour
220984_s_at	STXBP6	4.930	0.38	Tumour	209552_at	PAX8	5.218	0.51	Tumour	218755_at	KIF20A	3.805	0.75	Tumour
231015_at	KLF15	3.864	0.38	Tumour	1568763_s_at	POC2D6	2.580	0.51	Tumour	204514_at	DPH2	2.545	0.75	Tumour
216905_s_at	ST14	2.734	0.38	Tumour	214169_at	---	5.821	0.51	Tumour	228853_at	RAB39P	5.547	0.75	Tumour
218170_at	ISOC1	2.545	0.38	Tumour	229464_at	MYEF2	6.828	0.51	Tumour	235745_s_at	---	2.844	0.75	Tumour
209966_s_at	ESRRG	4.466	0.38	Tumour	219676_at	ZNF435	3.729	0.51	Tumour	207996_s_at	ALG3	2.592	0.75	Tumour
36920_at	MTM1	2.975	0.38	Tumour	226421_at	AMMECR1	2.692	0.51	Tumour	214469_at	HST1H2AE	3.323	0.75	Tumour
235148_at	KRTCAP3	4.540	0.38	Tumour	234749_s_at	WDR51A	2.413	0.51	Tumour	232676_s_at	MYEF2	5.003	0.75	Tumour
238641_at	KIF14	3.280	0.38	Tumour	240633_at	C4orf25	7.407	0.51	Tumour	156702_s_at	ZNF160	2.223	0.75	Tumour
216379_s_at	CD24	4.195	0.38	Tumour	242915_at	ZNF682	2.454	0.51	Tumour	216212_s_at	DKC1	2.470	0.75	Tumour
230674_at	LGR4	3.521	0.38	Tumour	235211_at	---	4.060	0.51	Tumour	217190_s_at	ESR1	2.266	0.75	Tumour
1558722_at	ZNF252	4.044	0.38	Tumour	238451_at	MPY7	5.136	0.51	Tumour	233252_s_at	STRBP	3.115	0.75	Tumour
213164_at	SLC5A3	2.880	0.38	Tumour	219499_at	SEC61A2	2.262	0.51	Tumour	218629_s_at	CHD7	2.110	0.75	Tumour
213735_s_at	COX5B	2.441	0.38	Tumour	215947_s_at	FLJ14668	2.643	0.51	Tumour	205073_at	CYP2J2	3.097	0.75	Tumour
239002_at	ASPM	5.877	0.38	Tumour	202581_at	HSPA1B	2.542	0.51	Tumour	241455_at	---	4.567	0.75	Tumour
238843_at	NPHP1	2.444	0.38	Tumour	203176_s_at	TFAM	2.459	0.51	Tumour	228753_at	---	2.354	0.75	Tumour
205548_s_at	BTG3	2.942	0.38	Tumour	209504_s_at	PLEKH81	5.316	0.51	Tumour	235883_at	ILDR1	2.792	0.75	Tumour
208079_s_at	AURKA	3.163	0.38	Tumour	236187_s_at	PPP6C	2.864	0.51	Tumour	209302_at	POLR2H	2.392	0.75	Tumour
227763_at	MGSC2057	2.110	0.38	Tumour	242957_at	VWCE	4.572	0.51	Tumour	218857_s_at	ASRGL1	6.226	0.75	Tumour
204128_s_at	RFC3	5.581	0.38	Tumour	223246_s_at	STRBP	2.886	0.51	Tumour	223845_at	LOC144305	2.254	0.75	Tumour
200636_s_at	PTPRF	3.169	0.38	Tumour	201927_s_at	PKP4	3.048	0.51	Tumour	226163_at	ZBTB9	2.056	0.75	Tumour
204060_s_at	PRKX // PRKY	4.641	0.75	Tumour	209570_s_at	DS234E	5.041	0.75	Tumour	211110_s_at	AR	4.161	1.01	Tumour
224523_s_at	C3orf26	2.350	0.75	Tumour	224164_at	TFM3	2.441	0.75	Tumour	40020_at	CELSR3	3.932	1.01	Tumour
208156_s_at	EPNK1	3.447	0.75	Tumour	209421_at	MSH2	3.938	0.75	Tumour	216320_x_at	MST1	2.576	1.01	Tumour
201839_s_at	TACSTD1	3.197	0.75	Tumour	232959_s_at	EPH414A	2.121	0.75	Tumour	211586_s_at	ATP2B2	2.847	1.01	Tumour
209772_s_at	CD24	6.738	0.75	Tumour	242349_at	HECTD1	2.404	0.75	Tumour	242256_s_at	VTI1A	6.008	1.01	Tumour
234970_at	MTACD2	5.084	0.75	Tumour	226132_s_at	MANEAL	2.865	0.75	Tumour	224685_at	MLL2	2.520	1.01	Tumour
229695_at	CHCHD4	2.190	0.75	Tumour	212510_at	GPD1L	2.390	0.75	Tumour	233885_s_at	PPP1R9A	2.537	1.01	Tumour
229155_at	---	4.265	0.75	Tumour	232675_s_at	UCKL1	2.238	0.75	Tumour	216870_x_at	OLEU2	2.188	1.01	Tumour
242869_at	---	2.461	0.75	Tumour	214373_at	---	4.705	0.75	Tumour	218782_s_at	ATAD2	4.519	1.01	Tumour
203388_s_at	EZH2	3.728	0.75	Tumour	215581_s_at	MCM3AP	2.452	0.75	Tumour	219951_s_at	C20orf12	2.054	1.01	Tumour
204846_at	CP	6.176	0.75	Tumour	217856_at	RBMA	2.107	0.75	Tumour	209642_at	BUB1	7.579	1.01	Tumour
203755_at	BUB1B	4.443	0.75	Tumour	219615_s_at	KCNK5	3.192	0.75	Tumour	213693_s_at	MUC1	3.805	1.01	Tumour
235037_at	TNEM1A	3.951	0.75	Tumour	220602_s_at	FLJ22795 // LOC31	2.851	0.75	Tumour	206022_at	NDP	8.306	1.01	Tumour
207239_s_at	PCTK1	2.001	0.75	Tumour	203744_at	HMG83	2.663	0.75	Tumour	203739_at	ZNF217	2.296	1.01	Tumour
223930_at	---	3.437	0.75	Tumour	222334_at	---	3.716	0.75	Tumour	1555318_at	HFS3A	2.867	1.01	Tumour
226189_at	ITGB8	4.326	0.75	Tumour	227769_at	---	4.642	0.75	Tumour	207799_s_at	---	2.130	1.01	Tumour
207923_x_at	PAX8	2.525	0.75	Tumour	1555826_at	BIRC5	3.304	0.75	Tumour	223515_s_at	COG3	2.545	1.01	Tumour
223874_at	ACTR3B // LO	3.145	0.75	Tumour	208190_s_at	LSR	4.468	0.75	Tumour	226936_at	C6orf173	3.634	1.01	Tumour
242905_at	LOC65902	3.363	0.75	Tumour	228606_at	LOC642705	3.014	0.75	Tumour	234643_at	SR140	2.307	1.01	Tumour
236128_at	---	2.363	0.75	Tumour	239483_at	FLJ37035	2.378	0.75	Tumour	202257_s_at	CFB	3.360	1.01	Tumour
213484_s_at	YY1	2.168	0.75	Tumour	230788_at	GCN2	2.477	0.75	Tumour	226351_at	NSUN4	2.107	1.01	Tumour
218100_s_at	IFT57	2.013	0.75	Tumour	204092_s_at	AURKA	4.468	0.75	Tumour	1556182_x_at	DRAP1	3.695	1.01	Tumour
204675_at	SRD5A1	5.835	0.75	Tumour	225792_at	HOCK1	5.485	0.75	Tumour	217991_s_at	SSBP3	2.359	1.01	Tumour
232053_s_at	RHBD02	2.461	0.75	Tumour	201614_s_at	RUVBL1	2.464	0.75	Tumour	236358_at	---	2.410	1.01	Tumour
231311_at	---	3.061	0.75	Tumour	1560676_at	LOC283514	4.844	0.75	Tumour	230006_s_at	DKF2p333A2432	2.617	1.01	Tumour
232181_at	LOC153346	3.188	0.75	Tumour	223480_s_at	MRLP47	2.514	0.75	Tumour	232398_at	FLJ39660 // LOC64	2.086	1.01	Tumour
242214_at	RPS27A // LO	2.562	0.75	Tumour	1555749_at	SF1	2.140	0.75	Tumour	236662_at	MTHFD2L	3.929	1.01	Tumour
201774_s_at	CNAP1	2.001	0.75	Tumour	214734_at	EXPH5	2.107	0.75	Tumour	55872_at	GM332	4.149	1.01	Tumour
231407_s_at	FOXH1	2.511	0.75	Tumour	234597_at	---	4.476	0.75	Tumour	213562_s_at	SQLE	2.352	1.01	Tumour
207949_s_at	ICA1	2.637	0.75	Tumour	203510_at	MET	2.804	0.75	Tumour	219678_s_at	NUSAP1	2.809	1.01	Tumour
243733_s_at	NEDD8	2.273	0.75	Tumour	218073_s_at	TNEM48	6.517	0.75	Tumour	205136_s_at	NUPF1	3.001	1.01	Tumour
201220_s_at	CTBP2	2.027	0.75	Tumour	1559477_s_at	MEIS1	3.174	0.75	Tumour	203130_s_at	KIF5C	3.858	1.01	Tumour
202507_at	IRF6	7.006	0.75	Tumour	213713_s_at	LOC89044	2.228	0.75	Tumour	229654_at	ZNF44	2.866	1.01	Tumour
235153_at	RNF183	6.662	0.75	Tumour	243729_at	C14orf161	3.165	0.75	Tumour	204584_at	L1CAM	3.230	1.01	Tumour
218305_at	IP04	2.402	0.75	Tumour	229703_at	DLG1	2.610	0.75	Tumour	1556181_at	DRAP1	3.880	1.01	Tumour
203416_at	CCNA2	3.248	0.75	Tumour	228657_s_at	LOC388796	2.391	0.75	Tumour	216548_x_at	HMG4L	2.156	1.01	Tumour
210547_s_at	ICA1	2.369	0.75	Tumour	227194_at	FAM8B	11.377	0.75	Tumour	217786_at	PRMT5	2.168	1.01	Tumour
238513_at	PRRG4	2.631	0.75	Tumour	1007_s_at	DDR1	3.275	0.75	Tumour	155718_s_at	FANCB	3.800	1.01	Tumour
219906_at	FLJ10213	2.277	0.75	Tumour	221097_s_at	KCNMB2	2.101	0.75	Tumour	202939_s_at	HMGCR	2.249	1.01	Tumour
204740_at	CNKSR1	3.728	0.75	Tumour	208308_s_at	GPI	2.945	0.75	Tumour	209633_at	PPP2R3A	2.850	1.01	Tumour
239181_at	FDX1	2.432	0.75	Tumour	202708_s_at	UMPS	3.470	0.75	Tumour	236177_s_at	---	2.038	1.01	Tumour
1568928_at	---	2.474	0.75	Tumour	209629_s_at	NXT2	2.532	0.75	Tumour	222292_s_at	PERP	2.221	1.01	Tumour
211235_s_at	ESR1	3.806	0.75	Tumour	213564_at	MANEAL	3.078	0.75	Tumour	244593_at	C17orf28	3.518	1.01	Tumour
238951_at	PRDX6	2.200	0.75	Tumour	230519_at	FLJ30707	6.225	0.75	Tumour	225739_at	RAB11FIP4	4.029	1.01	Tumour
241390_at	---	10.137	0.75	Tumour	244737_at	KIAA1429	2.036	0.75	Tumour	244241_x_at	---	3.059	1.01	Tumour
215066_at	PTPRF	2.793	0.75	Tumour	212479_s_at	RIND5A	4.029	0.75	Tumour	213610_s_at	KLHL23	2.526	1.01	Tumour
202926_s_at	PLA2G12	3.990	0.75	Tumour	241672_at	LOC400120	3.868	0.75	Tumour	217234_s_at	VIL2	2.258	1.01	Tumour
213478_at	KIAA1026	4.480	0.75	Tumour	208696_at	CCT5	2.323	0.75	Tumour	202737_s_at	LSM4	2.643	1.01	Tumour
206277_at	P2RY2	6.503	0.75	Tumour	208523_s_at	HST1H2B1	2.246	1.01	Tumour	203362_s_at	MAD2L1	3.859	1.01	Tumour
202633_at	TOPBP1	2.245	0.75	Tumour	235977_at	LCNRF2	5.457	1.01	Tumour	213090_s_at	TAF4	2.212	1.01	Tumour
230854_at	C2orf112	5.546	0.75	Tumour	227452_at	LOC146795	3.688	1.01	Tumour	225485_at	TSGA14	2.250	1.01	Tumour
219389_at	SUSD4	5.919	0.75	Tumour	203557_s_at	PCBD1	2.481	1.01	Tumour	244261_at	IL2BRA	3.934	1.01	Tumour
1552797_s_at	PROM2	6.659	0.75	Tumour	207717_s_at	PKP2	3.293	1.01	Tumour	225079_at	EMP2	2.029	1.01	Tumour
222772_at														

Gene ID	SYMBOL	Fold Change(T/S)	q-value(%)	Component	Gene ID	SYMBOL	Fold Change(T/S)	q-value(%)	Component	Gene ID	SYMBOL	Fold Change(T/S)	q-value(%)	Component
209049_at	PRKCBP1	2.326	0.75	Tumour	223534_s_at	RSRC1	4.279	1.01	Tumour	212978_at	LRRRC8B	3.942	1.01	Tumour
221918_at	FLJ30046	5.098	0.75	Tumour	226187_at	CDS1	2.437	1.01	Tumour	240003_at	---	2.505	1.01	Tumour
232295_s_at	AGBL3	3.014	0.75	Tumour	221695_s_at	CDCDC9	2.411	1.01	Tumour	214100_x_at	NSUN5B	2.309	1.01	Tumour
232296_at	BMSC-MCP	2.244	0.75	Tumour	229522_at	FLJ37034	3.270	1.01	Tumour	220396_at	OVCL1	2.447	1.01	Tumour
1564147_s_at	C3orf15	4.064	0.75	Tumour	222992_x_at	NDUFB9	2.768	1.01	Tumour	200690_at	HSPA9B	2.532	1.01	Tumour
232136_s_at	CTTNBP2	4.647	0.75	Tumour	1564706_x_at	GLS2	3.505	1.01	Tumour	202712_s_at	CKMT1B (CKMT1)	7.106	1.01	Tumour
219148_at	PBK	4.122	0.75	Tumour	208605_at	CYCS	2.164	1.01	Tumour	226339_at	TRUB1	2.157	1.01	Tumour
232085_at	DKFZ313A24	3.612	0.75	Tumour	230067_at	FLJ30707	4.624	1.01	Tumour	242304_at	WBFG	2.735	1.01	Tumour
218281_at	MRPL48	2.292	0.75	Tumour	241361_at	KIA1833	3.039	1.01	Tumour	206949_s_at	RUSC1	2.941	1.01	Tumour
205587_at	FGFR1OP	2.685	0.75	Tumour	228671_at	RP13-15M17.2	3.204	1.01	Tumour	202790_at	CLDN7	5.175	1.01	Tumour
202985_s_at	BAG5	2.638	0.75	Tumour	235020_at	TAF4B	2.471	1.01	Tumour	1555829_at	FAM62B	7.446	1.01	Tumour
202660_s_at	C1orf77	2.157	0.75	Tumour	236236_at	---	2.811	1.01	Tumour	215711_s_at	WEE1	3.085	1.01	Tumour
203021_at	SLP1	4.079	0.75	Tumour	202387_at	BAG1	2.903	1.01	Tumour	222609_x_at	C14orf55	4.967	1.01	Tumour
217942_at	MRPS35	2.364	0.75	Tumour	230043_at	---	3.555	1.01	Tumour	213842_x_at	NSUN5C	2.122	1.01	Tumour
202286_s_at	TACSTD2	3.080	0.75	Tumour	224410_x_at	LMBR1	2.922	1.01	Tumour	202707_at	UMPS	2.833	1.01	Tumour
231964_at	---	2.668	0.75	Tumour	226961_at	LOC222171	2.376	1.01	Tumour	218326_s_at	LGR4	3.924	1.01	Tumour
231966_at	PPH1R8A	10.369	0.75	Tumour	212290_at	SLG7A1	3.041	1.01	Tumour	213587_s_at	ATP6V0E2L	2.867	1.01	Tumour
213265_at	PGAS (LOC6	2.995	0.75	Tumour	222489_s_at	WRNIP1	2.758	1.01	Tumour	204444_at	KIF11	3.552	1.01	Tumour
202938_s_at	SOXB	4.150	0.75	Tumour	217257_at	---	2.430	1.01	Tumour	201075_s_at	SMARCC1	2.157	1.01	Tumour
219347_at	NUD15	2.902	0.75	Tumour	1552543_s_at	STON2	5.436	1.01	Tumour	208152_s_at	DDX21	2.384	1.01	Tumour
228033_at	EZF7	3.036	0.75	Tumour	219918_s_at	ASPM	5.773	1.01	Tumour	222932_at	EHF	5.797	1.01	Tumour
203166_at	KIAA1958	3.662	0.75	Tumour	235447_at	TRUB1	2.148	1.01	Tumour	222581_at	XPR1	4.375	1.01	Tumour
211475_s_at	BAG1	2.682	0.75	Tumour	207332_s_at	TFRC	6.014	1.01	Tumour	232646_at	FARP1	3.914	1.01	Tumour
219545_at	KCTD14	3.411	0.75	Tumour	235699_at	FLJ38964	2.186	1.01	Tumour	212775_at	QBSL1	2.277	1.01	Tumour
208824_x_at	PCTK1	2.552	0.75	Tumour	218605_at	TFB2M	2.620	1.01	Tumour	230603_at	DKFZp762l137	2.399	1.01	Tumour
229944_at	NLN	2.662	0.75	Tumour	230065_at	---	3.028	1.01	Tumour	202169_at	SYT13	2.669	1.01	Tumour
239370_at	---	4.338	0.75	Tumour	235527_at	LOC284214	3.107	1.01	Tumour	226838_at	LOC130502	2.258	1.01	Tumour
236037_at	---	2.458	0.75	Tumour	219004_s_at	C21orf45	3.380	1.01	Tumour	219081_s_at	XX-FW8165/79.4	2.304	1.01	Tumour
221898_s_at	EZF5	4.222	0.75	Tumour	214340_at	ALOX12P2	2.722	1.01	Tumour	208527_x_at	HIST1H2BE	2.162	1.01	Tumour
214031_s_at	KRT17	4.092	0.75	Tumour	238328_at	ZNF285	2.790	1.01	Tumour	201478_s_at	DKC1	2.619	1.01	Tumour
236020_x_at	TRUB1	2.358	0.75	Tumour	208389_s_at	GCDH	2.028	1.01	Tumour	243896_at	C10orf9	2.584	1.01	Tumour
209806_at	HIST1H2BK	3.855	0.75	Tumour	1552619_s_at	ANLN	3.879	1.01	Tumour	219538_at	WDR3B	2.159	1.01	Tumour
229815_at	DACH1	3.551	0.75	Tumour	229432_at	RAB3IP	14.469	1.01	Tumour	235174_s_at	LOC641917 (LOC	2.473	1.01	Tumour
206316_s_at	KNTC1	2.131	0.75	Tumour	223326_s_at	LOC642423 (LOC	2.415	1.01	Tumour	226670_s_at	TOMM34	2.961	1.01	Tumour
204209_at	CELSR2	4.609	0.75	Tumour	219630_at	PDZK1IP1	3.256	1.01	Tumour	212598_at	MDAP1	2.625	1.01	Tumour
240117_at	FBN3	3.411	0.75	Tumour	158695_s_at	INT3E	2.162	1.01	Tumour	227741_at	PITPLB	2.114	1.01	Tumour
158938_at	---	2.232	0.75	Tumour	212694_s_at	PCGB	3.418	1.01	Tumour	226431_at	ALS2CR13	2.557	1.01	Tumour
236058_at	C1orf172	3.671	0.75	Tumour	218885_s_at	DTL	5.049	1.01	Tumour	206498_s_at	AMY1A (AMY1B (4.551	1.01	Tumour
239138_at	---	2.674	0.75	Tumour	204542_at	ST8GALNA2C	3.204	1.01	Tumour	227091_at	KIAA1505	13.339	1.01	Tumour
212611_at	DTX4	2.062	0.75	Tumour	231963_at	---	3.396	1.01	Tumour	228120_at	EPF2C1	3.026	1.01	Tumour
202532_s_at	DNFR (LOC6	3.501	0.75	Tumour	201112_s_at	CSE1L	2.582	1.01	Tumour	241175_at	LOC285498	5.360	1.01	Tumour
201421_s_at	WDR77	2.382	0.75	Tumour	208841_s_at	SEPHS1	2.249	1.01	Tumour	204905_s_at	EEF1E1	2.090	1.01	Tumour
1563022_at	LOC347475	4.099	0.75	Tumour	230079_at	STL	2.471	1.01	Tumour	1548475_at	C2orf4	2.773	1.01	Tumour
230660_at	STXB96	5.050	0.75	Tumour	226900_at	UNQ473	10.663	1.01	Tumour	233560_x_at	MCMB	2.923	1.01	Tumour
203453_at	SCN11A	9.488	0.75	Tumour	213523_at	CCNE1	4.436	1.01	Tumour	212279_at	TMEM97	2.462	1.01	Tumour
235134_at	---	6.241	0.75	Tumour	219132_at	PEL12	3.416	1.01	Tumour	203604_s_at	DHX16	2.192	1.01	Tumour
216266_s_at	ARFGEF1	2.691	0.75	Tumour	236126_at	---	2.848	1.01	Tumour	205129_at	NPM3	2.347	1.01	Tumour
235736_at	---	4.058	0.75	Tumour	213839_at	KIA0580	3.641	1.01	Tumour	214763_at	ACOT11	2.426	1.01	Tumour
209691_at	SPBC25	2.902	0.75	Tumour	204752_x_at	PARP2	2.202	1.01	Tumour	156845_s_at	LOC439911	3.802	1.01	Tumour
205212_s_at	KLF5	6.367	0.75	Tumour	202071_at	SDCA	3.485	1.01	Tumour	228612_at	---	2.374	1.01	Tumour
229863_at	BTF3L4	2.193	0.75	Tumour	213007_at	KIAA1794	2.488	1.01	Tumour	223403_s_at	POLR1B	2.624	1.01	Tumour
223949_at	TMRP53	11.181	0.75	Tumour	217577_at	XPO1	2.682	1.01	Tumour	243492_at	THEM4	3.329	1.01	Tumour
229168_at	ATP9S3	2.202	0.75	Tumour	205044_at	GABRP	3.788	1.01	Tumour	203124_x_at	SLC11A2	2.070	1.01	Tumour
212445_s_at	C2orf1	4.198	0.75	Tumour	229887_at	ALS2CL	2.297	1.01	Tumour	242769_at	CTTNBP2	3.307	1.01	Tumour
201489_at	PPF	2.570	0.75	Tumour	229415_at	---	2.578	1.01	Tumour	224027_at	CCL28	10.790	1.01	Tumour
1554306_at	ITPKB	2.188	0.75	Tumour	211423_x_at	SC5DL	2.074	1.01	Tumour	221277_s_at	PUS3	2.137	1.01	Tumour
230692_at	LOC157503	2.865	0.75	Tumour	218332_at	BEX1	4.208	1.01	Tumour	230689_at	---	3.623	1.01	Tumour
210062_at	MAGOH	2.471	0.75	Tumour	221664_s_at	F11R	2.439	1.01	Tumour	217690_at	TYMS	3.910	1.01	Tumour
224580_at	---	2.674	0.75	Tumour	200824_at	GSTP1	2.019	1.01	Tumour	210058_at	MARK13	2.922	1.01	Tumour
238355_at	RNP2C	2.190	0.75	Tumour	203177_x_at	TFAM	2.418	1.01	Tumour	201584_s_at	DXD39	2.137	1.01	Tumour
230639_at	---	2.320	0.75	Tumour	226007_at	HBLD1	2.050	1.01	Tumour	210930_s_at	ERBB2	2.280	1.01	Tumour
228051_at	LOC202451	5.504	0.75	Tumour	229426_at	COXA	3.244	1.01	Tumour	243200_at	---	5.221	1.01	Tumour
201761_at	MTF02	2.249	0.75	Tumour	204603_at	EXO1	3.365	1.01	Tumour	158672_at	LOC285989	2.461	1.01	Tumour
229495_at	ACY1L2	2.883	0.75	Tumour	229599_at	LOC440335	4.424	1.01	Tumour	220959_s_at	QBP2B (QBP2A	2.427	1.01	Tumour
230129_at	C13orf89	3.101	0.75	Tumour	230681_at	LOC25413	2.316	1.01	Tumour	218350_s_at	GMNN	2.259	1.01	Tumour
209270_at	LAMB3	3.055	0.75	Tumour	222700_at	ARL6P2	2.649	1.01	Tumour	229778_at	C12orf39	7.485	1.01	Tumour
223700_at	MND1	3.231	0.75	Tumour	218162_x_at	CLDN1	3.020	1.01	Tumour	210418_s_at	EH3B	2.629	1.01	Tumour
218542_at	CEP55	2.724	0.75	Tumour	205533_s_at	CDH6	4.208	1.01	Tumour	210624_s_at	ILVBL	2.091	1.01	Tumour
1569879_at	RP524	3.773	0.75	Tumour	242056_at	TRMA5	3.408	1.01	Tumour	223635_s_at	S8BP3	2.230	1.01	Tumour
208381_s_at	SGPL1	2.356	0.75	Tumour	1559105_at	LOC152084	2.201	1.01	Tumour	218792_s_at	BSRP4	4.200	1.01	Tumour
213380_s_at	MSTP9	2.062	0.75	Tumour	210868_s_at	ELOVL6	2.672	1.01	Tumour	227005_at	RPP14	2.059	1.01	Tumour
203017_s_at	SKX2P	2.410	0.75	Tumour	226706_at	FLJ23867	2.162	1.01	Tumour	230563_at	RASGEF1A	2.413	1.01	Tumour
227456_s_at	C6orf136	2.404	0.75	Tumour	231941_s_at	MUC2O	5.196	1.01	Tumour	218445_at	H2AFY2	2.282	1.01	Tumour
223800_s_at	LIMS3 (LOC4	3.241	0.75	Tumour	204765_at	ARHGEP5	2.232	1.01	Tumour	1563972_at	CBS	2.980	1.01	Tumour
222835_at	THSD4	4.104	0.75	Tumour	207628_s_at	WBSRCR22	2.969	1.01	Tumour	217230_at	VL2	2.532	1.01	Tumour
242874_at	C14orf161	3.207	0.75	Tumour	238246_at	MTL5	2.986	1.01	Tumour	1605662_s_at	ZNF677	3.040	1.01	Tumour
222523_at	SENP2	2.276	0.75	Tumour	233045_at	LOC286126	3.688	1.01	Tumour	205709_s_at	GDS1	3.421	1.01	Tumour
228494_at	PPH1R8A	6.106	0.75	Tumour	244844_at	MRS2L	2.183	1.01	Tumour	232360_at	EHF	5.690	1.01	Tumour
217264_s_at	SCN11A	2.463	0.75	Tumour	243293_at	LOC220729	3.142	1.01	Tumour	158689_s_at	LOC441461	3.295	1.01	Tumour
228456_at	MGC24665	3.672	0.75	Tumour	1554830_s_at	STEAP3	3.280	1.01	Tumour	244524_at	PAX8	2.887	1.01	Tumour
228462_at	STXB96	4.377	0.75	Tumour	227582_at	KARCA1	3.192	1.01	Tumour	225006_x_at	THL1	2.282	1.01	Tumour
243882_at	SHORF2	5.052	0.75	Tumour	201052_x_at	PSMF1	2.086	1.01	Tumour	238203_at	FLJ39575	2.583	1.01	Tumour
228181_at	SLC30A1	2.159	0.75	Tumour	229616_s_at	GRAMD2	6.278	1.01	Tumour	229378_at	STOX1	3.279	1.01	Tumour
220046_s_at	KLRF1	2.418	0.75	Tumour										

Gene ID	SYMBOL	Fold Change(TIS)	q-value(%)	Component	Gene ID	SYMBOL	Fold Change(TIS)	q-value(%)	Component	Gene ID	SYMBOL	Fold Change(TIS)	q-value(%)	Component
22929_at	SSU72	2.266	1.01	Tumour	240281_at	RFT1	2.815	1.53	Tumour	236956_at	---	3.421	1.53	Tumour
223608_at	EFCAB2	2.292	1.01	Tumour	205934_s_at	PART1	3.052	1.53	Tumour	22847_at	AAADACL1	2.390	1.53	Tumour
226355_at	WDR51A	3.729	1.01	Tumour	20609_at	ZNF91	3.038	1.53	Tumour	166874_x_at	POCDE6 // LOC6502	2.062	1.53	Tumour
223168_at	RHOJ	3.290	1.01	Tumour	207327_at	EYA4	4.767	1.53	Tumour	236695_at	HIST1H3AD	2.002	1.53	Tumour
223099_at	FBOX45	2.431	1.01	Tumour	210053_at	TAF5	2.024	1.53	Tumour	235283_at	RNT5B	2.159	1.53	Tumour
1553679_s_at	WRCR1L1	2.011	1.01	Tumour	209877_at	SNCG	2.966	1.53	Tumour	224713_at	MK167P	2.322	1.53	Tumour
227920_at	KIAA1553	3.518	1.01	Tumour	1553955_at	LOC129285	2.161	1.53	Tumour	230065_at	---	2.506	1.53	Tumour
203397_s_at	GALNT3	4.565	1.01	Tumour	58896_at	EXOSC4	2.156	1.53	Tumour	154572_x_at	SLU39H2	2.306	1.53	Tumour
224320_s_at	MC8M	2.949	1.01	Tumour	219580_s_at	TMC5	5.353	1.53	Tumour	235509_at	CBOR8	4.010	1.53	Tumour
224583_at	ZNF664	2.246	1.01	Tumour	1564107_at	---	5.932	1.53	Tumour	213670_x_at	NSUN5B	2.260	1.53	Tumour
218865_at	MOSC1	3.966	1.01	Tumour	227367_at	SLOC3A1	2.420	1.53	Tumour	212992_at	C14orf78	2.122	1.53	Tumour
227084_at	DHTKD1	3.309	1.01	Tumour	235144_at	---	5.080	1.53	Tumour	207120_at	ZNF667	2.878	1.53	Tumour
203040_s_at	HMBS	2.026	1.01	Tumour	239099_s_at	LOC642775	2.034	1.53	Tumour	210296_at	PPFIA1	4.072	1.53	Tumour
229649_at	DNFZ943A01	4.200	1.01	Tumour	222126_at	HRBL	3.501	1.53	Tumour	156140_x_at	C3orf15	6.287	1.53	Tumour
224467_s_at	POC2L	3.420	1.01	Tumour	203711_x_at	HIBC1	2.231	1.53	Tumour	230279_s_at	PVRL2 // LOC6437	2.945	1.53	Tumour
210150_x_at	LAMAS	2.172	1.01	Tumour	211234_x_at	ESR1	3.820	1.53	Tumour	227506_at	SLC16A9	5.732	1.53	Tumour
224729_s_at	ATPAF1	2.769	1.01	Tumour	1557038_s_at	---	2.383	1.53	Tumour	203344_s_at	RBBP8	2.506	1.53	Tumour
232328_at	ASPM	3.328	1.01	Tumour	242974_at	CD47	11.366	1.53	Tumour	229144_at	KIAA1026	2.525	1.53	Tumour
226121_at	MGC22826	2.737	1.01	Tumour	221437_s_at	MRPS15	2.096	1.53	Tumour	231381_at	CACNA2D3	5.075	1.53	Tumour
206888_at	XX	9.724	1.01	Tumour	243010_at	MSI2	3.887	1.53	Tumour	242575_at	---	2.070	1.53	Tumour
226988_s_at	MYH14	2.913	1.01	Tumour	226007_x_at	TH1L	2.469	1.53	Tumour	225161_at	GF1M1	2.486	1.53	Tumour
207169_s_at	DOR1	3.354	1.01	Tumour	205698_s_at	MAP2K6	2.737	1.53	Tumour	228542_at	MRS2L	2.473	1.53	Tumour
218868_at	ACTR3B	2.933	1.01	Tumour	238521_at	---	5.938	1.53	Tumour	233275_at	PAX8	3.312	1.53	Tumour
225890_at	C2orf72	2.573	1.01	Tumour	225358_at	DNAJC19	2.090	1.53	Tumour	242420_at	---	7.296	1.53	Tumour
235278_at	C2orf133	3.469	1.01	Tumour	218304_x_at	OSBP11	2.486	1.53	Tumour	231894_at	SARS	3.527	1.53	Tumour
242539_at	MGC42174	2.150	1.01	Tumour	228792_at	SLC24A5	3.418	1.53	Tumour	229598_at	MGC16824	2.212	1.53	Tumour
228450_at	PLEKH47	3.156	1.01	Tumour	228433_at	FLJ12336	3.228	1.53	Tumour	218963_at	KRT23	5.468	1.53	Tumour
205328_at	CLDN10	3.542	1.01	Tumour	212022_s_at	MK167	2.917	1.53	Tumour	213320_at	PRMT3	3.542	1.53	Tumour
227334_at	USP54	2.339	1.01	Tumour	204146_at	RAD51AP1	3.454	1.53	Tumour	226192_at	---	3.235	1.53	Tumour
205310_at	FBOX46	2.091	1.01	Tumour	219768_at	VTCN1	7.811	1.53	Tumour	232026_at	LOC348687	3.198	1.53	Tumour
227641_at	FBLX16	3.383	1.01	Tumour	219743_at	HEY2	3.861	1.53	Tumour	232324_at	KLHL23	2.246	1.53	Tumour
218209_s_at	P1RSR	2.758	1.01	Tumour	226848_at	NR2C2	2.083	1.53	Tumour	201970_x_at	NASP	2.722	1.53	Tumour
1560145_at	MKLN1	2.514	1.01	Tumour	1556097_at	---	3.563	1.53	Tumour	1556008_x_at	---	2.242	1.53	Tumour
226840_at	C12orf56	4.816	1.01	Tumour	237563_x_at	LOC440731	7.436	1.53	Tumour	226350_at	CHML	2.411	1.53	Tumour
229436_x_at	BRCC3	2.048	1.01	Tumour	205190_at	PLS1	4.762	1.53	Tumour	239403_at	JMI1	2.647	1.53	Tumour
206110_at	HIST1H4H	3.005	1.01	Tumour	64486_at	CORO1B	2.023	1.53	Tumour	230703_at	C14orf32	2.199	1.53	Tumour
36158_at	ESPL1	2.412	1.01	Tumour	223100_x_at	NUDT5	2.040	1.53	Tumour	201844_x_at	RYPB	2.012	1.53	Tumour
219105_x_at	ORGLL	2.711	1.01	Tumour	227952_at	ZNF595	6.324	1.53	Tumour	226754_at	ZNF251	2.604	1.53	Tumour
235428_at	LOC642405	3.268	1.01	Tumour	208628_at	SLC5A1	4.173	1.53	Tumour	224444_x_at	C1orf97	2.438	1.53	Tumour
207508_at	ATP5G3	2.113	1.01	Tumour	203856_at	VRK1	3.084	1.53	Tumour	224345_x_at	C3orf28	2.554	1.53	Tumour
203032_s_at	FH	2.690	1.01	Tumour	227491_at	---	2.315	1.53	Tumour	209890_s_at	KFC1	2.021	1.53	Tumour
205512_s_at	POC2B	3.687	1.01	Tumour	204228_at	PPH1	2.213	1.53	Tumour	1562633_at	RMST	2.909	1.53	Tumour
202870_x_at	CDC20	3.029	1.01	Tumour	236523_at	LOC285556	8.036	1.53	Tumour	226933_x_at	ID4	3.053	1.53	Tumour
224314_x_at	EGLN3	2.102	1.01	Tumour	210861_x_at	WSP3	4.628	1.53	Tumour	222246_at	---	2.333	1.53	Tumour
232282_at	WNK3	2.266	1.01	Tumour	22651_s_at	MCH10	4.866	1.53	Tumour	210233_at	IL1RAP	3.293	1.53	Tumour
226413_at	LOC430027	2.066	1.01	Tumour	228059_x_at	MRPS22	2.059	1.53	Tumour	1561808_at	FLJ46010	3.696	1.53	Tumour
228609_at	FAM54A	3.542	1.01	Tumour	228806_at	RORC	3.212	1.53	Tumour	227789_at	MRS2L	2.876	1.53	Tumour
235651_at	---	13.393	1.01	Tumour	219030_at	TPRK8	2.092	1.53	Tumour	229282_at	RMST	7.338	1.53	Tumour
1555971_at	FBOX28	2.184	1.01	Tumour	223948_s_at	TPRSS3	5.170	1.53	Tumour	213279_s_at	DHR51	2.450	1.53	Tumour
203405_at	DISC2	2.469	1.01	Tumour	231491_at	C21orf23	3.202	1.53	Tumour	215512_at	---	2.553	1.53	Tumour
214785_at	VPS13A	2.254	1.01	Tumour	205217_at	TIMBA	2.521	1.53	Tumour	243918_at	LOC647263	2.310	1.53	Tumour
230406_at	---	5.623	1.01	Tumour	204727_at	WHDH1	2.481	1.53	Tumour	220251_at	C1orf107	2.940	1.53	Tumour
228361_at	EFZ2	3.543	1.01	Tumour	221823_at	LOC90355	2.462	1.53	Tumour	48106_at	FLJ20489	2.269	1.53	Tumour
226458_at	---	2.607	1.01	Tumour	221997_s_at	MRPL52	2.010	1.53	Tumour	227431_at	---	3.003	1.53	Tumour
226067_at	---	2.062	1.01	Tumour	218261_at	AP1M2	5.628	1.53	Tumour	204432_at	SOX12	3.014	1.53	Tumour
229954_at	---	3.526	1.01	Tumour	204087_x_at	SLC5A6	2.585	1.53	Tumour	230022_at	SDHAL1	2.531	1.53	Tumour
230026_at	MRPL43	2.500	1.01	Tumour	204731_at	TGFBR3	5.031	1.53	Tumour	200895_x_at	NOLC1	2.517	1.53	Tumour
209910_at	CCT3	2.018	1.53	Tumour	200894_x_at	FKBP4	3.436	1.53	Tumour	223849_x_at	M0V10	2.086	1.53	Tumour
203961_at	NEBL	6.433	1.53	Tumour	203458_at	SPR	2.062	1.53	Tumour	213653_at	METTL3	2.269	1.53	Tumour
211116_at	SLC9A2	5.321	1.53	Tumour	227490_at	WDFY2	2.313	1.53	Tumour	35148_at	TJP3	2.593	1.53	Tumour
219956_at	GALNT6	5.581	1.53	Tumour	210014_x_at	IDH3B	2.517	1.53	Tumour	230380_at	THAP2	2.525	1.53	Tumour
214399_s_at	KR18	4.008	1.53	Tumour	1558101_at	---	2.286	1.53	Tumour	210457_x_at	HMGAI1	2.465	1.53	Tumour
231022_at	DNFZ986P18	4.142	1.53	Tumour	229455_at	---	3.782	1.53	Tumour	213140_x_at	SS18L1	2.739	1.53	Tumour
1553989_s_at	ATP1V1C2	3.148	1.53	Tumour	1560474_at	NIPBL	2.223	1.53	Tumour	212533_at	WEE1	2.119	1.53	Tumour
219654_x_at	MRPS33	2.190	1.53	Tumour	227943_at	---	2.801	1.53	Tumour	219440_at	RA2	2.295	1.53	Tumour
205256_at	ZBTB39	2.068	1.53	Tumour	217465_x_at	PNASL1	2.080	1.53	Tumour	1564381_s_at	CEBP2	2.397	1.53	Tumour
235657_at	LOC202781	3.486	1.53	Tumour	1557293_at	LOC449993	2.880	1.53	Tumour	201691_s_at	TPD52	3.668	1.53	Tumour
232498_at	KIAA1833	3.869	1.53	Tumour	202889_x_at	MAP7	4.709	1.53	Tumour	202509_s_at	TNFAIP2	2.302	1.53	Tumour
243740_at	---	2.266	1.53	Tumour	225548_at	SHRM	2.380	1.53	Tumour	217935_s_at	C2orf44	2.127	1.53	Tumour
227348_at	PARS2	3.079	1.53	Tumour	222242_s_at	KLK5	3.572	1.53	Tumour	1569283_at	---	2.364	1.53	Tumour
201243_s_at	ATP1B1	2.163	1.53	Tumour	233267_at	SELENBP1	2.194	1.53	Tumour	1557128_at	FAM111B	2.818	1.53	Tumour
203608_at	ALDH5A1	3.046	1.53	Tumour	209292_at	ID4	4.880	1.53	Tumour	220642_x_at	GPR89A // LOC853	3.126	1.53	Tumour
235079_at	---	2.169	1.53	Tumour	1569044_at	CDC42BPG	4.833	1.53	Tumour	214687_x_at	ALDOA	2.202	1.53	Tumour
244216_at	ESRRG	2.186	1.53	Tumour	203662_s_at	TMOD1	3.543	1.53	Tumour	238276_at	---	4.238	1.53	Tumour
240253_at	---	3.659	1.53	Tumour	227257_x_at	C10orf46	2.127	1.53	Tumour	218538_s_at	MRS2L	2.202	1.53	Tumour
236278_at	---	3.774	1.53	Tumour	207590_x_at	F5H9H1	2.535	1.53	Tumour	204733_at	KLK6	4.470	1.53	Tumour
229896_at	GTF2i	2.426	1.53	Tumour	228885_at	LOC92312	2.295	1.53	Tumour	219866_at	CLIC5	4.661	1.53	Tumour
213040_x_at	NPTXR	2.079	1.53	Tumour	218068_s_at	ZNF672	2.223	1.53	Tumour	205089_at	ZNF7	2.927	1.53	Tumour
204695_at	CDC25A	3.531	1.53	Tumour	232001_at	LOC438949	2.464	1.53	Tumour	232928_at	ZNF540	2.247	1.53	Tumour
212282_at	TMEM97	3.259	1.53	Tumour	229183_at	KCTD1	3.112	1.53	Tumour	228923_at	S100A6	2.509	1.53	Tumour
203415_at	PDCDC6	2.111	1.53	Tumour	218417_s_at	FLJ20489	3.277	1.53	Tumour	211728_s_at	HYAL3	2.544	1.53	Tumour
222931_s_at	THNSL1	3.972	1.53	Tumour	1553112_s_at	CDK8	2.012	1.53	Tumour	237334_at	---	2.266	1.53	Tumour
212624_s_at	---	2.884	1.53	Tumour	242468_at	LOC613266	3.527	1.53	Tumour	201274_at	PSMA5	2.040	1.53	Tumour
223842_s_at	SCARA3	4.631	1.53	Tumour	205655_at	MDM4	2.042	1.53	Tumour	1554057_at	LOC645676	4.349	1.53	Tumour
239928_at														

Gene ID	SYMBOL	Fold Change(T/S)	q-value(%)	Component	Gene ID	SYMBOL	Fold Change(T/S)	q-value(%)	Component	Gene ID	SYMBOL	Fold Change(T/S)	q-value(%)	Component
206002_at	GPR94	4.854	1.53	Tumour	1554769_a_at	MDL2L1	4.246	1.53	Tumour	222822_at	RP11-393H10.2	1.429	1.53	Tumour
214786_at	MAP3K1	2.495	1.53	Tumour	223531_x_at	GPR98A // LOC6265	2.156	1.53	Tumour	1558412_at	LOC113230	3.782	1.53	Tumour
201890_at	RRM2	2.193	1.53	Tumour	224240_x_at	CCL28	5.406	1.53	Tumour	1560224_at	AHCTF1	2.961	1.53	Tumour
211233_x_at	ESR1	3.392	1.53	Tumour	201189_x_at	ITPR3	2.179	1.53	Tumour	242417_at	LOC283278	2.675	1.53	Tumour
235549_at	IBRDC2	2.955	1.53	Tumour	233563_at	---	3.258	1.53	Tumour	1559459_at	LOC613266	7.056	1.53	Tumour
1562387_at	FLJ12321	2.016	1.53	Tumour	214231_x_at	RP11-125A7.3	2.113	1.53	Tumour	1569638_at	SOX5	2.667	1.53	Tumour
1556385_at	CLCF1	3.386	1.53	Tumour	203272_x_at	TUSC2	2.440	1.53	Tumour	242053_at	---	6.224	1.53	Tumour
219037_at	CGI-115	2.910	1.53	Tumour	1562254_at	---	2.576	1.53	Tumour	205402_x_at	PRSS2	2.977	1.53	Tumour
67540_at	RBK5	2.690	1.53	Tumour	213852_at	RBMB4	2.407	1.53	Tumour	203862_x_at	NEBL	3.517	1.53	Tumour
219752_at	RASAL1	3.714	1.53	Tumour	222819_at	CPTSD	2.815	1.53	Tumour	218022_at	VRK3	2.232	1.53	Tumour
204233_x_at	CHKA	2.092	1.53	Tumour	201577_at	NME1	2.099	1.53	Tumour	217961_at	FLJ20551	2.925	2.29	Tumour
219531_at	CEP27	2.658	1.53	Tumour	239128_at	---	2.237	1.53	Tumour	201886_at	WDR23	2.718	2.29	Tumour
226322_at	TMT1 // LOC	3.906	1.53	Tumour	1554739_at	IPP	2.408	1.53	Tumour	228191_at	---	2.489	2.29	Tumour
201322_at	ATP9B	2.316	1.53	Tumour	232951_at	CMTM7	2.506	1.53	Tumour	228053_at	SYT17	2.906	2.29	Tumour
219821_x_at	GFOD1	3.084	1.53	Tumour	208813_at	GOT1	2.142	1.53	Tumour	227177_at	CORO2A	2.883	2.29	Tumour
230641_at	---	3.927	1.53	Tumour	214005_at	GGCX	2.280	1.53	Tumour	229754_at	---	2.089	2.29	Tumour
220372_at	C21orf55	2.076	1.53	Tumour	203022_at	RNASEH2A	3.750	1.53	Tumour	223470_at	PIGM	2.376	2.29	Tumour
1555173_at	STX19	6.159	1.53	Tumour	219376_at	ZNF3228	2.603	1.53	Tumour	227356_at	TMCC1	2.490	2.29	Tumour
204407_at	TTF2	2.487	1.53	Tumour	230143_at	RNF165	4.739	1.53	Tumour	202178_at	PKRCC2	2.768	2.29	Tumour
237291_at	LOC344405	2.622	1.53	Tumour	200790_at	OCC1	2.826	1.53	Tumour	201074_at	SMARCC1	2.411	2.29	Tumour
229004_at	---	2.399	1.53	Tumour	1562921_at	LOC648927	4.454	1.53	Tumour	216305_x_at	C2orf3	2.151	2.29	Tumour
219619_at	DIRAS2	4.653	1.53	Tumour	1554588_a_at	FLJ30990	3.943	1.53	Tumour	215773_x_at	PARP2	2.164	2.29	Tumour
203560_at	GGH	2.627	1.53	Tumour	228543_at	CSRFP2B	2.008	1.53	Tumour	214332_x_at	TSMF	2.821	2.29	Tumour
238871_at	MLLT4	2.797	1.53	Tumour	208547_at	HST1H2BB	3.146	1.53	Tumour	213741_x_at	KPNA1	2.218	2.29	Tumour
244822_at	GART	2.340	1.53	Tumour	216568_x_at	---	2.278	1.53	Tumour	205000_x_at	ACY1P1	2.581	2.29	Tumour
243888_at	CD47	8.320	1.53	Tumour	227372_x_at	BAAPZL1	2.840	1.53	Tumour	210749_x_at	DDR1	3.696	2.29	Tumour
1552389_at	C5orf47	6.315	1.53	Tumour	226781_at	HSPC288	2.187	1.53	Tumour	230630_at	---	2.088	2.29	Tumour
225699_at	SNORA9	2.372	1.53	Tumour	225864_at	FAM84B	4.046	1.53	Tumour	202475_at	TMEM147	2.523	2.29	Tumour
200052_x_at	ILF2	2.663	1.53	Tumour	232633_at	DKFZP434A0131	2.196	1.53	Tumour	224129_x_at	LOC84661	2.043	2.29	Tumour
227566_at	NME7	2.124	1.53	Tumour	202580_x_at	FOXM1	2.166	1.53	Tumour	153320_at	ALS2CR13	3.873	2.29	Tumour
1569616_at	LOC647309	20.634	1.53	Tumour	204817_at	ESPL1	2.070	1.53	Tumour	209991_x_at	BMP7	4.774	2.29	Tumour
58916_at	KCTD14	4.085	1.53	Tumour	1570336_at	BOH1	4.345	1.53	Tumour	214173_x_at	C19orf2	2.352	2.29	Tumour
208699_x_at	TKT	2.123	1.53	Tumour	217208_x_at	DLG1	2.105	1.53	Tumour	212973_at	RPIA	2.083	2.29	Tumour
220486_x_at	RP13-306B22.1	2.175	1.53	Tumour	203046_x_at	TMELEP5	2.845	1.53	Tumour	242228_at	---	2.669	2.29	Tumour
213779_at	EMD1	2.321	1.53	Tumour	220459_at	MCM5APAS	5.442	1.53	Tumour	233398_x_at	CSRP2BP	2.009	2.29	Tumour
221434_x_at	C14orf156	2.022	1.53	Tumour	215425_at	BTG3	3.999	1.53	Tumour	224877_x_at	MRP55	2.042	2.29	Tumour
227118_x_at	MRP526	4.813	1.53	Tumour	238727_at	LOC440934	2.415	1.53	Tumour	201015_x_at	JUP	2.001	2.29	Tumour
1557165_x_at	KHLH18	2.577	1.53	Tumour	218283_at	SS18L2	2.225	1.53	Tumour	209108_at	TSPAN6	2.418	2.29	Tumour
243372_at	HSD11 // LOC	2.702	1.53	Tumour	1554140_at	WDR78	3.644	1.53	Tumour	225453_x_at	GPR88A // LOC653	2.030	2.29	Tumour
1558052_at	TME4D	3.738	1.53	Tumour	204989_x_at	ITGB4	2.874	1.53	Tumour	1569191_at	FLJ44894	2.813	2.29	Tumour
223189_x_at	RHOJ	2.237	1.53	Tumour	204130_at	HSD11B2	2.860	1.53	Tumour	200683_at	ZNF165	4.971	2.29	Tumour
218556_at	ORMDL2	2.053	1.53	Tumour	1554251_at	HP1BP3	2.792	1.53	Tumour	237054_at	---	2.219	2.29	Tumour
209714_at	CDKN3	2.611	1.53	Tumour	207950_x_at	ANK3	4.569	1.53	Tumour	223414_x_at	LYAR	2.166	2.29	Tumour
242286_at	---	5.111	1.53	Tumour	244726_at	PLCB1	2.536	1.53	Tumour	1554088_at	SPN3	3.440	2.29	Tumour
226780_at	HSPC268	2.048	1.53	Tumour	235937_at	DKFZP869P18101	2.863	1.53	Tumour	1558135_at	TAF11	2.765	2.29	Tumour
217499_x_at	KRT537P	2.427	1.53	Tumour	226555_at	LOC643749	2.273	1.53	Tumour	216398_at	MRP30	2.124	2.29	Tumour
209624_x_at	MCCC2	3.142	1.53	Tumour	1558154_at	LLGL2	2.793	1.53	Tumour	208791_at	CLU	3.518	2.29	Tumour
222029_x_at	PFND6	2.407	1.53	Tumour	208273_at	ZNF695	2.347	1.53	Tumour	214804_at	---	2.191	2.29	Tumour
225467_x_at	ROH13	2.627	1.53	Tumour	209442_x_at	ANK3	3.265	1.53	Tumour	244147_at	KIAA1217	2.369	2.29	Tumour
38830_at	MPEP	3.245	1.53	Tumour	221896_x_at	HIGD1A	2.018	1.53	Tumour	219916_x_at	RNF39	3.164	2.29	Tumour
227139_x_at	HPS3	2.878	1.53	Tumour	209753_x_at	TMPO	2.686	1.53	Tumour	220119_at	EPB414A	2.851	2.29	Tumour
1557867_x_at	C5orf117	6.459	1.53	Tumour	220864_x_at	NDUFA13	2.148	1.53	Tumour	215813_x_at	PTGS1	4.515	2.29	Tumour
213822_at	FGF18	3.536	1.53	Tumour	239859_x_at	ATP5B	2.319	1.53	Tumour	235530_at	LOC646040	2.323	2.29	Tumour
210720_x_at	APBA2BP	2.239	1.53	Tumour	227383_at	---	2.185	1.53	Tumour	224913_x_at	TIMM80	2.085	2.29	Tumour
211623_x_at	FBL	2.165	2.29	Tumour	23321_x_at	FGFR1L	2.460	2.29	Tumour	33323_x_at	SFN	2.288	2.29	Tumour
205490_x_at	GJB3	2.026	2.29	Tumour	1559501_at	CBR3	2.242	2.29	Tumour	213622_at	COL9A2	4.711	2.29	Tumour
206188_at	ZNF623	2.790	2.29	Tumour	227538_at	CRSP7	2.343	2.29	Tumour	202525_x_at	MPHOSP1	2.615	2.29	Tumour
230885_at	---	2.841	2.29	Tumour	243294_at	LOC165131	2.068	2.29	Tumour	223382_x_at	ZNF91	2.095	2.29	Tumour
220942_x_at	C3orf28	2.277	2.29	Tumour	214949_at	---	2.225	2.29	Tumour	229276_at	KGSF9	2.362	2.29	Tumour
237113_at	---	3.269	2.29	Tumour	238695_x_at	RAB39B	2.472	2.29	Tumour	227103_x_at	MGC2408	2.879	2.29	Tumour
224818_at	SORT1	2.191	2.29	Tumour	228977_at	IL17D	3.098	2.29	Tumour	223448_x_at	MRP522	2.037	2.29	Tumour
229551_x_at	ZNF367	3.296	2.29	Tumour	232109_at	UBXD3	2.096	2.29	Tumour	231470_at	LOC400680	2.806	2.29	Tumour
218159_at	C2orf116	2.203	2.29	Tumour	218982_x_at	MRP57	2.597	2.29	Tumour	223540_at	PYRL4	3.210	2.29	Tumour
203209_at	RFC5	2.271	2.29	Tumour	210039_x_at	PRKCO	2.103	2.29	Tumour	201250_x_at	SLC2A1	7.931	2.29	Tumour
221530_x_at	BK4LH3	2.003	2.29	Tumour	202903_at	LSM5	2.108	2.29	Tumour	220816_at	EDG7	7.277	2.29	Tumour
218558_x_at	MRPL39	2.145	2.29	Tumour	229444_at	---	2.078	2.29	Tumour	205317_x_at	SLC15A2	2.967	2.29	Tumour
202854_at	HPRT1	2.055	2.29	Tumour	244841_at	C7orf30	2.130	2.29	Tumour	242871_at	PAGR5	2.116	2.29	Tumour
210061_at	ZNF589	2.845	2.29	Tumour	237327_at	APHA	2.680	2.29	Tumour	208512_x_at	MLLT4	2.237	2.29	Tumour
232158_x_at	---	3.373	2.29	Tumour	228400_at	---	3.116	2.29	Tumour	243514_at	---	2.701	2.29	Tumour
227782_at	ZBTB7C	4.459	2.29	Tumour	204782_at	---	3.915	2.29	Tumour	236421_at	ANKRD45	3.845	2.29	Tumour
208025_x_at	HMSA2	3.062	2.29	Tumour	215017_at	NARS2	2.323	2.29	Tumour	223306_at	EBPL	2.912	2.29	Tumour
218911_at	YEATS4	2.259	2.29	Tumour	200873_x_at	CCT8	2.041	2.29	Tumour	217150_x_at	NF2	2.334	2.29	Tumour
221042_x_at	CLMN	4.578	2.29	Tumour	238962_at	---	2.552	2.29	Tumour	208165_x_at	PRSS16	4.686	2.29	Tumour
229124_at	ABHD12	2.007	2.29	Tumour	23110_x_at	C3orf28	2.501	2.29	Tumour	200657_at	SLC25A5	2.013	2.29	Tumour
1554026_x_at	MYO10	2.263	2.29	Tumour	231584_x_at	---	2.344	2.29	Tumour	209708_x_at	HMMR	5.573	2.29	Tumour
235948_at	FAM60A	5.247	2.29	Tumour	203230_at	DVL1	2.086	2.29	Tumour	200358_x_at	UGT8	2.128	2.29	Tumour
242052_at	BICD1	3.133	2.29	Tumour	227437_at	DYNLL1	2.454	2.29	Tumour	226016_at	GD47	2.099	2.29	Tumour
213307_at	SHANK2	3.033	2.29	Tumour	212378_at	GART	3.140	2.29	Tumour	222946_x_at	C1orf135	2.452	2.29	Tumour
219024_at	PLEKHA1	2.237	2.29	Tumour	210341_at	MYT1	3.242	2.29	Tumour	1557812_x_at	---	2.668	2.29	Tumour
232922_x_at	MRP515	2.433	2.29	Tumour	219127_at	ATAD4	9.909	2.29	Tumour	221923_x_at	NPM1	2.248	2.29	Tumour
210397_at	DEFB1	3.719	2.29	Tumour	225991_at	TMEM41A	3.423	2.29	Tumour	236161_at	---	11.085	2.29	Tumour
218787_x_at	CWF19L1	2.114	2.29	Tumour	238887_at	---	2.038	2.29	Tumour	236476_at	MTCP1	2.287	2.29	Tumour
203100_x_at	CDYL	2.015	2.29	Tumour	224015_x_at	MRP525	2.110	2.29	Tumour	206157_at	PTX3	4.363	2.29	Tumour
223307_at	CDCA3	4.727	2.29	Tumour	226489_at	TMCC3	2.480	2.29	Tumour	200990_x_at	GABBR2	2.233	2.29	Tumour
206109_at	FUT1	3.017	2.29	Tumour	215942_x_at	GTSE1	2.048							

Gene ID	SYMBOL	Fold Change(T/S)	q-value(%)	Component	Gene ID	SYMBOL	Fold Change(T/S)	q-value(%)	Component	Gene ID	SYMBOL	Fold Change(T/S)	q-value(%)	Component
238514_at	TMEM25	2.199	2.29	Tumour	230076_at	---	2.608	2.29	Tumour	213124_at	---	2.735	3.46	Tumour
207748_s_at	PPP2R3A	2.089	2.29	Tumour	202696_s_at	ACTL6A	2.790	2.29	Tumour	212222_s_at	MYO10	2.523	3.46	Tumour
223330_at	ATP1F1	2.338	2.29	Tumour	238833_at	---	2.437	2.29	Tumour	206371_at	FOLR3	4.667	3.46	Tumour
229104_s_at	GPFB9	3.401	2.29	Tumour	225158_at	GFN1	2.160	2.29	Tumour	228897_at	---	2.031	3.46	Tumour
225010_at	CCDC6	2.373	2.29	Tumour	232313_at	TMEM132C	4.947	2.29	Tumour	218187_s_at	Ctbrf3	3.016	3.46	Tumour
229610_at	CKAP2L	3.315	2.29	Tumour	1570318_at	---	7.533	2.29	Tumour	152759_s_at	STL7	3.184	3.46	Tumour
1560066_at	---	3.467	2.29	Tumour	212556_at	SCRIB	2.811	2.29	Tumour	202350_s_at	MATN2	2.906	3.46	Tumour
1566734_at	LOC283454	3.806	2.29	Tumour	229720_at	BAG1	3.736	2.29	Tumour	238635_at	FLJ21657	2.380	3.46	Tumour
1553338_s_at	MIER3	2.090	2.29	Tumour	222019_at	PFN6	2.063	2.29	Tumour	234874_at	ATE1	2.042	3.46	Tumour
223846_at	CRSP3	2.441	2.29	Tumour	217551_at	LOC441453	2.502	2.29	Tumour	241384_s_at	MGC40579	2.693	3.46	Tumour
231937_at	---	2.259	2.29	Tumour	227133_at	CXorf59	3.577	2.29	Tumour	225439_at	NUDCD1	2.246	3.46	Tumour
228975_at	RNPC3	2.234	2.29	Tumour	227340_s_at	RGBM	2.302	2.29	Tumour	221621_at	LOC654434	2.270	3.46	Tumour
226458_at	---	3.389	2.29	Tumour	1555996_s_at	EIF4A2	2.563	2.29	Tumour	208053_s_at	ITGB6	2.384	3.46	Tumour
219220_s_at	MRP92	2.056	2.29	Tumour	232605_s_at	LOC646871	2.502	2.29	Tumour	205264_at	CD3EAP	2.451	3.46	Tumour
214534_at	HST1H1B	2.564	2.29	Tumour	227935_s_at	PCGF5	3.011	2.29	Tumour	202055_at	TJP2	3.302	3.46	Tumour
229601_at	HMBG3	2.892	2.29	Tumour	226424_at	CAPS	2.892	2.29	Tumour	221452_s_at	TMEM14B	3.510	3.46	Tumour
1565696_s_at	---	2.346	2.29	Tumour	225473_at	C20orf117	2.056	2.29	Tumour	226699_s_at	CHTF18	2.036	3.46	Tumour
227455_s_at	Ctorf136	2.328	2.29	Tumour	215807_s_at	PLXNB1	2.185	2.29	Tumour	210802_s_at	CDH6	4.308	3.46	Tumour
216060_s_at	DAAM1	2.513	2.29	Tumour	1557174_s_at	IRAK1BP1	2.083	2.29	Tumour	228434_at	BTNL9	5.114	3.46	Tumour
203286_at	RNF44	2.105	2.29	Tumour	205128_x_at	PTGS1	4.024	2.29	Tumour	216962_at	RPAIN	2.623	3.46	Tumour
221520_s_at	CDCA8	3.788	2.29	Tumour	225263_at	HS8ST1	2.770	2.29	Tumour	232662_x_at	---	2.498	3.46	Tumour
241937_s_at	WDRA4	2.432	2.29	Tumour	222703_s_at	YRDC	2.275	2.29	Tumour	227300_at	RDH13	2.780	3.46	Tumour
213506_at	FZRL1	3.942	2.29	Tumour	45633_at	GNS3	2.799	2.29	Tumour	204261_at	ZNF239	5.110	3.46	Tumour
235929_s_at	---	2.377	2.29	Tumour	1555509_at	C5orf2	2.232	2.29	Tumour	236760_at	AMMECR1	3.187	3.46	Tumour
203632_x_at	GPCR5B	2.169	2.29	Tumour	220643_s_at	FAIM	2.203	2.29	Tumour	235652_at	SCML1	2.533	3.46	Tumour
205531_s_at	GLS2	2.541	2.29	Tumour	226710_at	MGC70857	2.775	2.29	Tumour	155932_at	TSGA10	2.836	3.46	Tumour
235848_x_at	---	2.572	2.29	Tumour	238802_at	TYSDN1	3.455	2.29	Tumour	222701_s_at	CHCHD7	2.543	3.46	Tumour
213945_s_at	NUP210	3.483	2.29	Tumour	211801_x_at	MFN1	2.947	2.29	Tumour	227912_s_at	EXOSC3	2.228	3.46	Tumour
212949_at	BRN1	2.994	2.29	Tumour	231784_x_at	WDSOF1	2.800	2.29	Tumour	244551_at	FLJ43489	2.084	3.46	Tumour
211615_s_at	LARPPRC	2.686	2.29	Tumour	232017_at	TJP2	2.289	2.29	Tumour	219629_s_at	DUJ2 // DUJ2L	2.116	3.46	Tumour
202084_at	BIRC5	2.822	2.29	Tumour	243194_at	---	5.846	2.29	Tumour	204624_at	ATP7B	3.003	3.46	Tumour
23481_s_at	MRPL47	2.122	2.29	Tumour	227600_at	---	2.196	2.29	Tumour	221256_s_at	HHDH3	2.060	3.46	Tumour
202330_s_at	UNG	2.024	2.29	Tumour	219858_s_at	FLJ20160	2.772	2.29	Tumour	225153_at	GFN1	3.069	3.46	Tumour
228692_at	CREM	2.372	2.29	Tumour	204887_s_at	PK4	2.305	2.29	Tumour	232523_at	RAD1	2.442	3.46	Tumour
214975_s_at	MTMR1	2.977	2.29	Tumour	241941_at	ACSBG2	4.560	2.29	Tumour	232111_at	MTBP	3.394	3.46	Tumour
1554921_s_at	SCEL	8.472	2.29	Tumour	224315_at	DDX20	2.244	2.29	Tumour	20942_s_at	ALDH3B2	4.516	3.46	Tumour
211470_s_at	SULT1C1	2.309	2.29	Tumour	232319_at	GGPS1	3.690	2.29	Tumour	225300_at	C15orf23	2.375	3.46	Tumour
203023_at	HSPC111	6.556	2.29	Tumour	231232_at	---	4.313	2.29	Tumour	201962_s_at	RNF41	2.451	3.46	Tumour
1568853_at	---	2.987	2.29	Tumour	1557954_at	CXorf15	2.011	2.29	Tumour	212588_s_at	DLAT	2.705	3.46	Tumour
210409_at	LOC653483	5.044	2.29	Tumour	202314_at	CYP51A1	2.057	2.29	Tumour	227517_s_at	C1orf155	2.223	3.46	Tumour
219133_at	OXSM	2.798	2.29	Tumour	238844_s_at	NPH1	4.060	2.29	Tumour	209623_at	MCCC2	5.334	3.46	Tumour
203715_at	TBCE	2.250	2.29	Tumour	238075_at	CHEK1	3.746	2.29	Tumour	202054_s_at	ALDH3A2	2.723	3.46	Tumour
229719_at	UCA1	6.545	2.29	Tumour	235618_at	ZNF507	2.232	2.29	Tumour	226325_at	ADSSL1	2.699	3.46	Tumour
202018_s_at	LTf // LOC641	6.335	2.29	Tumour	213317_at	CLIC5 // LOC65381	4.822	2.29	Tumour	206931_at	ZNF141	3.061	3.46	Tumour
201259_s_at	SVPL1	2.021	2.29	Tumour	233220_s_at	ABCB10	2.198	2.29	Tumour	220440_s_at	C1orf112	2.957	3.46	Tumour
218886_at	PAK1P1	2.496	2.29	Tumour	203802_x_at	NSUN5	2.024	2.29	Tumour	240873_at	---	2.600	3.46	Tumour
236075_s_at	ZNF232	2.280	2.29	Tumour	211715_s_at	BDH1	4.074	2.29	Tumour	213628_at	CLCC1	2.150	3.46	Tumour
223412_at	KBTBD7	2.659	2.29	Tumour	202836_s_at	TXNLA	2.084	2.29	Tumour	235446_at	SPN1	2.369	3.46	Tumour
215022_x_at	ZNF33B	3.340	2.29	Tumour	1569709_at	C1orf84	2.718	2.29	Tumour	230394_at	TCPI0L	3.153	3.46	Tumour
218440_at	MCCC1	2.493	2.29	Tumour	203189_s_at	NDUF58	2.208	2.29	Tumour	223055_s_at	XPO5	2.342	3.46	Tumour
210932_s_at	RNF6	2.869	2.29	Tumour	203155_at	SETD81	2.220	2.29	Tumour	1553528_s_at	TAF5	2.511	3.46	Tumour
239210_at	PBX1	2.066	2.29	Tumour	213280_at	LOC653127	4.615	2.29	Tumour	228468_at	MASTL	2.327	3.46	Tumour
218819_at	INTS6	3.547	2.29	Tumour	208951_at	ALDH7A1	2.258	2.29	Tumour	225465_at	MAG1	3.156	3.46	Tumour
222893_s_at	C1orf82	2.708	2.29	Tumour	201582_at	SEC23B	2.134	2.29	Tumour	218115_at	ASF1B	2.608	3.46	Tumour
225432_x_at	CSR9P8P	2.544	2.29	Tumour	209797_at	TMEM4	2.233	2.29	Tumour	205034_at	CONE2	4.288	3.46	Tumour
238669_at	PTGS1	3.480	2.29	Tumour	217426_at	---	2.481	2.29	Tumour	232873_at	ZNF33A	3.014	3.46	Tumour
229866_at	FLJ32363	3.312	2.29	Tumour	218016_s_at	POLR3E	2.143	2.29	Tumour	200833_s_at	PART1	2.101	3.46	Tumour
209759_s_at	DCI	2.113	2.29	Tumour	219119_at	LSM8	2.304	2.29	Tumour	202510_s_at	TNFAIP2	2.645	3.46	Tumour
242474_s_at	LOC203547	2.524	2.29	Tumour	211905_s_at	ITGB4	2.001	2.29	Tumour	223273_at	C14orf42	2.750	3.46	Tumour
202820_s_at	DMBT1 // LOC	3.037	2.29	Tumour	220353_at	FAM86C	2.608	2.29	Tumour	226989_at	RGBM	3.114	3.46	Tumour
206658_at	URKB3	3.419	2.29	Tumour	232258_at	TCTE3	2.030	2.29	Tumour	202743_at	PKI3R3	4.692	3.46	Tumour
218947_s_at	PAPD1	2.888	2.29	Tumour	218536_at	MRS2L	2.162	2.29	Tumour	1588277_at	ZNF740	2.178	3.46	Tumour
225203_at	PPP1R15A	4.647	2.29	Tumour	222205_at	HK2	2.788	2.29	Tumour	227717_at	FLJ41603	4.155	3.46	Tumour
203108_at	GPCR5A	3.693	2.29	Tumour	240756_at	ADC	2.534	2.29	Tumour	222632_s_at	LZTF1	2.591	3.46	Tumour
245644_s_at	RTN3	2.106	2.29	Tumour	202110_at	COX7B	2.034	2.29	Tumour	226762_s_at	KIFC2	2.223	3.46	Tumour
226544_at	MIB2	2.175	2.29	Tumour	229930_at	---	2.108	2.29	Tumour	227282_at	PCDH19	4.020	3.46	Tumour
1569661_at	NPAS3	2.632	2.29	Tumour	230684_at	DKFZP868A10121	2.050	2.29	Tumour	226529_s_at	EXOC6	2.521	3.46	Tumour
230198_at	WDR37	3.765	2.29	Tumour	1554844_at	EYA3	2.828	2.29	Tumour	213424_at	KIAA0895	2.387	3.46	Tumour
209811_at	CASP2	2.569	2.29	Tumour	237316_at	ANKDD1A	2.369	2.29	Tumour	229054_s_at	---	2.685	3.46	Tumour
227619_at	WRNP1	3.014	2.29	Tumour	1554078_s_at	DNAJA3	2.093	2.29	Tumour	223413_s_at	LYAR	2.468	3.46	Tumour
214086_s_at	PARP2	2.290	2.29	Tumour	207921_x_at	PAX8	2.503	2.29	Tumour	209164_s_at	CYB5B1	4.257	3.46	Tumour
232300_s_at	LSG1	2.240	2.29	Tumour	209016_s_at	KRT7	3.174	2.29	Tumour	243491_at	---	2.438	3.46	Tumour
231895_at	SASS6	2.073	2.29	Tumour	238156_at	RP96	4.113	2.29	Tumour	1569923_s_at	LOC285708	2.999	3.46	Tumour
231003_at	SLC35B3	2.049	2.29	Tumour	235768_at	SHORF2	2.873	2.29	Tumour	226029_at	VANGL2	2.054	3.46	Tumour
231777_at	PKNO	2.491	2.29	Tumour	1556834_at	---	3.783	2.29	Tumour	202830_s_at	NDUFB7	2.033	3.46	Tumour
238039_at	---	2.607	2.29	Tumour	227480_at	SLSD2	4.351	2.29	Tumour	220144_s_at	ANKRD5	2.652	3.46	Tumour
210059_s_at	MAPK13	2.008	2.29	Tumour	229182_at	LOC401022	4.020	2.29	Tumour	333221_at	SRN	2.358	3.46	Tumour
242222_at	LOC440894	3.638	2.29	Tumour	224873_s_at	MRS25	2.757	2.29	Tumour	231975_s_at	MER3	2.117	3.46	Tumour
211949_s_at	NOLC1	2.060	2.29	Tumour	223327_x_at	LOC388152 // LOC	3.077	2.29	Tumour	225277_at	PLEKHH1	2.047	3.46	Tumour
243552_at	---	2.664	2.29	Tumour	220265_at	GPR107	3.035	2.29	Tumour	205372_at	PLAG1	7.117	3.46	Tumour
228481_at	VPRBP	2.092	2.29	Tumour	211971_s_at	LARPPRC	2.070	2.29	Tumour	224216_at	---	2.401	3.46	Tumour
229927_at	LEMD1	3.150	2.29	Tumour	1555202_s_at	P1SR5	2.713	2.29	Tumour	200807_s_at	TUFT1	2.166	3.46	Tumour
234350_at	ZDHHC21	2.348	2.29	Tumour	207043_s_at	SLC6A9	2.534	2.29	Tumour	206884_s_at	SCEL	4.177	3.46	Tumour
229138_at	ZNF498	2.013	2.29	Tumour	213907_at	EEF1E1	2.105	2.29	Tumour	222891_s_at	BCL11A	3.027	3.46	T

Gene ID	SYMBOL	Fold Change(T/S)	q-value(%)	Component	Gene ID	SYMBOL	Fold Change(T/S)	q-value(%)	Component	Gene ID	SYMBOL	Fold Change(T/S)	q-value(%)	Component
228256_s_at	EPB414A	4.027	2.29	Tumour	229416_at	CRRR	2.578	2.29	Tumour	226548_at	SBK1	3.857	3.46	Tumour
210530_s_at	NR2C1	2.764	2.29	Tumour	212696_at	PRM1H	3.379	2.29	Tumour	233841_s_at	SUSD3	2.018	3.46	Tumour
228600_s_at	MSC72075	3.293	2.29	Tumour	227182_at	SUSD3	2.069	2.29	Tumour	224516_s_at	CXDC5	3.441	3.46	Tumour
224616_at	TME4D	2.461	2.29	Tumour	213050_at	COBL	3.782	2.29	Tumour	155883_s_at	SPN3	2.848	3.46	Tumour
223822_at	SUSD4	5.092	2.29	Tumour	212070_at	GPR96	2.839	2.29	Tumour	156188_s_at	SLC39A14	2.406	3.46	Tumour
220295_s_at	DEPDC1	4.321	2.29	Tumour	214746_s_at	ZNF467	2.091	2.29	Tumour	226718_at	AMIGO1	2.405	3.46	Tumour
222140_s_at	GPR89A // LO	2.195	2.29	Tumour	238222_at	C1orf115	2.489	2.29	Tumour	222830_at	GRHL1	4.745	3.46	Tumour
202691_at	SNRPD1	2.196	2.29	Tumour	243009_at	---	2.425	2.29	Tumour	227259_at	CD47	2.922	3.46	Tumour
205685_s_at	FXN	2.423	2.29	Tumour	208822_s_at	L3MBTL	2.722	2.29	Tumour	216470_s_at	PRSS1 // PRSS2 //	2.315	3.46	Tumour
220681_s_at	ZNF692	2.506	2.29	Tumour	213240_s_at	KRT14	5.177	2.29	Tumour	212322_at	SGPL1	2.177	3.46	Tumour
216277_at	BUB1	2.169	2.29	Tumour	238443_at	---	2.759	2.29	Tumour	244407_at	CYP39A1	2.254	3.46	Tumour
217884_at	NAT10	2.126	2.29	Tumour	217547_s_at	ZNF675	2.590	2.29	Tumour	1569190_s_at	RDH13	3.186	3.46	Tumour
208795_s_at	MCM7	2.592	2.29	Tumour	1569407_at	---	2.787	2.29	Tumour	219757_s_at	C14orf101	2.473	3.46	Tumour
225400_at	C1orf119	2.153	2.29	Tumour	213008_at	KIAA1194	2.097	2.29	Tumour	201969_at	NASP	2.860	3.46	Tumour
220520_s_at	RP13-383K5.2	2.503	2.29	Tumour	225477_s_at	NR2C2	2.788	2.29	Tumour	226246_at	HCTD1	4.930	3.46	Tumour
243173_at	CABP7	2.678	2.29	Tumour	222139_at	KIAA1466	3.118	2.29	Tumour	212776_s_at	OBSL1	2.469	3.46	Tumour
211682_s_at	UGT2B28	2.870	3.46	Tumour	227921_at	---	3.810	3.46	Tumour					
207219_at	ZNF643	3.408	3.46	Tumour	227603_at	---	4.273	3.46	Tumour					
224753_at	CCOC5	3.236	3.46	Tumour	242475_at	TMEM140	2.047	3.46	Tumour					
220912_at	FLJ11827	2.047	3.46	Tumour	229893_at	FRMD3	2.080	3.46	Tumour					
237940_s_at	RRL22	2.291	3.46	Tumour	229223_at	NFATC3	2.139	3.46	Tumour					
238153_at	POE8B	2.226	3.46	Tumour	218885_s_at	GALNT12	4.997	3.46	Tumour					
235266_at	ATAD2	2.381	3.46	Tumour	38766_at	SRCAP	2.004	3.46	Tumour					
213794_s_at	C14orf120	2.271	3.46	Tumour	217218_at	WAPAL	2.057	3.46	Tumour					
239552_at	FLJ14712	5.372	3.46	Tumour	1559535_s_at	---	2.515	3.46	Tumour					
227803_at	ENPFS	2.053	3.46	Tumour	240352_at	---	2.771	3.46	Tumour					
204783_at	MLF1	2.525	3.46	Tumour	211774_s_at	MMACHC	3.864	3.46	Tumour					
227350_at	HELLS	2.477	3.46	Tumour	218697_at	NCKIPSD	2.263	3.46	Tumour					
155889_s_at	LOC132241 //	2.529	3.46	Tumour	201766_at	ELAC2	2.226	3.46	Tumour					
218889_at	FANCF	2.387	3.46	Tumour	222734_at	WARS2	3.190	3.46	Tumour					
235681_s_at	---	3.532	3.46	Tumour	236085_at	CAPSL	9.649	3.46	Tumour					
221879_at	CALML4	2.236	3.46	Tumour	1554082_a_at	NOL9	2.132	3.46	Tumour					
242538_at	TFDP1	3.003	3.46	Tumour	209773_s_at	RRM2	2.642	3.46	Tumour					
238309_s_at	LOC441119	4.067	3.46	Tumour	230747_s_at	C18orf17	2.466	3.46	Tumour					
220822_at	STOX2	2.861	3.46	Tumour	230005_at	DKFZp313A2432	2.322	3.46	Tumour					
224428_s_at	CCCA7	3.183	3.46	Tumour	62285_f_at	CEP76	3.629	3.46	Tumour					
240261_at	TOM1L1	2.676	3.46	Tumour	240161_s_at	FLJ37927	4.269	3.46	Tumour					
1552368_at	CTCF	16.600	3.46	Tumour	224632_at	GPATC4	2.045	3.46	Tumour					
238030_at	RCOR2	3.250	3.46	Tumour	225003_at	UNG901	3.126	3.46	Tumour					
228970_at	F8X033	2.194	3.46	Tumour	225623_at	KIAA1737	2.257	3.46	Tumour					
218757_s_at	URF3B	2.081	3.46	Tumour	217919_s_at	MRPL42	2.128	3.46	Tumour					
215416_s_at	STOML2	2.286	3.46	Tumour	234759_at	---	2.279	3.46	Tumour					
243843_s_at	C6orf52	10.945	3.46	Tumour	1562349_at	---	2.207	3.46	Tumour					
1560738_at	UBE3C	2.097	3.46	Tumour	215011_at	RNU17D	2.682	3.46	Tumour					
208952_s_at	LARP5	2.075	3.46	Tumour	222848_at	FKSG14	2.374	3.46	Tumour					
213237_at	LOC405006	2.237	3.46	Tumour	238890_at	---	2.145	3.46	Tumour					
241397_at	EHF	3.749	3.46	Tumour	230023_at	NSUN4	2.334	3.46	Tumour					
204700_s_at	C1orf107	2.030	3.46	Tumour	219450_at	C4orf19	3.977	3.46	Tumour					
222759_at	SUV420H1	2.128	3.46	Tumour	205240_at	GSPM2	2.583	3.46	Tumour					
238452_at	CCBP2	2.295	3.46	Tumour	223275_at	PRMT6	2.049	3.46	Tumour					
209804_at	DCLRE1A	2.002	3.46	Tumour	220500_s_at	RABL2B // RABL2	2.314	3.46	Tumour					
214685_at	UBAP2L	2.146	3.46	Tumour	204665_at	SKE	2.309	3.46	Tumour					
224611_at	NALP7	3.079	3.46	Tumour	209538_at	TFCP2	2.013	3.46	Tumour					
212560_at	C11orf32	2.001	3.46	Tumour	205687_at	UBPH	2.109	3.46	Tumour					
243069_at	C10orf57	3.905	3.46	Tumour	227520_at	CXorf15	2.338	3.46	Tumour					
228569_at	PAPOLA	2.360	3.46	Tumour	221868_at	KIAA1155	3.618	3.46	Tumour					
205016_at	TGFA	3.580	3.46	Tumour	242370_at	MTHFD2L	2.073	3.46	Tumour					
243276_at	ALS2CL	3.322	3.46	Tumour	201249_at	SLC2A1	3.979	3.46	Tumour					
1554585_s_at	SETD6	2.316	3.46	Tumour	219702_s_at	CFTR	9.955	3.46	Tumour					
220085_at	HELLS	2.996	3.46	Tumour	1553246_a_at	FLJ23356	2.110	3.46	Tumour					
219984_s_at	HRASL5	6.343	3.46	Tumour	218049_s_at	MRPL13	2.325	3.46	Tumour					
221010_s_at	SIRT5	2.103	3.46	Tumour	214180_s_at	C1orf107	2.058	3.46	Tumour					
48808_at	DNFR // LOC6	3.577	3.46	Tumour	1570227_at	CO9	2.083	3.46	Tumour					
200769_s_at	MAT2A	2.237	3.46	Tumour	205473_at	ATPV1B1	3.659	3.46	Tumour					
238670_at	RAD18	2.024	3.46	Tumour	230570_at	---	2.464	3.46	Tumour					
210655_s_at	URK1B	2.638	3.46	Tumour	232056_at	SCEL	3.014	3.46	Tumour					
218658_s_at	ACTR8	2.119	3.46	Tumour	210173_at	C2orf3	3.499	3.46	Tumour					
239663_at	---	2.118	3.46	Tumour	200734_s_at	ARF3	2.769	3.46	Tumour					
209516_at	SMYD5	2.136	3.46	Tumour	231715_s_at	PYCR2	3.905	3.46	Tumour					
233389_at	---	5.671	3.46	Tumour	232896_s_at	SEC14L2	2.151	3.46	Tumour					
225892_s_at	ACSL5	2.196	3.46	Tumour	223616_at	ZNF649	2.382	3.46	Tumour					
212715_s_at	MICAL3	2.484	3.46	Tumour	228877_at	RGL3	3.777	3.46	Tumour					
235062_at	LOC120379	2.615	3.46	Tumour	230412_at	NPAS3	2.731	3.46	Tumour					
230988_at	---	4.588	3.46	Tumour	204927_at	RASSF7	2.602	3.46	Tumour					
230498_at	CEACAM1	2.142	3.46	Tumour	235648_at	ZNF967	2.518	3.46	Tumour					
212925_at	C1orf421	2.088	3.46	Tumour	223142_s_at	LCHN	2.431	3.46	Tumour					
204856_at	B3GNT3	2.313	3.46	Tumour	214455_at	HIST1H2BC	3.765	3.46	Tumour					
226014_at	CABLES2	2.366	3.46	Tumour	204244_s_at	DBF4	2.737	3.46	Tumour					
205074_at	SLC22A5	3.765	3.46	Tumour	214960_at	AP5	2.116	3.46	Tumour					
229914_s_at	CAB39L	2.642	3.46	Tumour	228549_at	SBK1	2.386	3.46	Tumour					
222773_s_at	GALNT12	2.406	3.46	Tumour	218174_s_at	C10orf57	2.064	3.46	Tumour					
239638_at	ZRANB3	3.154	3.46	Tumour	220123_at	SLC35F5	2.423	3.46	Tumour					
227310_at	ADSS	3.784	3.46	Tumour	207910_at	SCGB1D1	3.582	3.46	Tumour					
239888_s_at	RNF43	2.869	3.46	Tumour	212247_at	NUP205	2.768	3.46	Tumour					
1053_at	RFC2	2.094	3.46	Tumour	228868_s_at	CDT1	2.519	3.46	Tumour					
22857_at	---	3.059	3.46	Tumour	201344_at	UBE2D2	2.665	3.46	Tumour					
231931_at	PRDM15 // LO	2.384	3.46	Tumour	1554020_at	BKCD1	3.870	3.46	Tumour					
1553099_at	TGDI	3.011	3.46	Tumour	229398_at	---	3.318	3.46	Tumour					
209909_s_at	---	2.238	3.46	Tumour	238598_s_at	RNF32	2.875	3.46	Tumour					
230720_at	RNF182	4.341	3.46	Tumour	217835_s_at	C20orf24	2.042	3.46	Tumour					
218027_at	MRPL15	2.425	3.46	Tumour	200962_at	RPL31 // LOC6537	3.035	3.46	Tumour					
1554470_s_at	BTBD15	2.729	3.46	Tumour	212194_s_at	TM6SF4	2.666	3.46	Tumour					
201613_s_at	AP1G2	2.752	3.46	Tumour	205471_s_at	DACH1	5.037	3.46	Tumour					
226360_at	ZNRF3	2.082	3.46	Tumour	231835_at	C1orf93	3.713	3.46	Tumour					
212478_at	RMND5A	2.474	3.46	Tumour	242317_at	---	3.513	3.46	Tumour					
239392_s_at	---	2.520	3.46	Tumour	1555514_s_at	PIAS2	2.310	3.46	Tumour					
23225_s_at	SEHL	2.298	3.46	Tumour	1567853_s_at	ZNF28	2.268	3.46	Tumour					
202534_s_at	DNFR // LOC6	2.356	3.46	Tumour	1566195_s_at	---	2.217	3.46	Tumour					
239863_at	---	2.128	3.46	Tumour	212806_at	KIAA0367	3.842	3.46	Tumour					

Gene ID	SYMBOL	Fold Change(T/S)	q-value(%)	Component	Gene ID	SYMBOL	Fold Change(T/S)	q-value(%)	Component	Gene ID	SYMBOL	Fold Change(T/S)	q-value(%)	Component
210093_at	MAGOH	2.001	3.46	Tumour	1556209_at	MYT1	3.895	3.46	Tumour					
22527_at	CEBPB	2.016	3.46	Tumour	215758_s_at	ZNF93	2.033	3.46	Tumour					
1562378_s_at	PRDM2	3.347	3.46	Tumour	238903_at	NSL1	4.807	3.46	Tumour					
1559351_at	SLC15A9	3.362	3.46	Tumour	220469_at	PLEKHK1	2.231	3.46	Tumour					
212652_s_at	SRX4	2.051	3.46	Tumour	1558508_s_at	---	2.217	3.46	Tumour					
216856_s_at	---	2.237	3.46	Tumour	241362_at	C20orf117	2.027	3.46	Tumour					
228049_s_at	---	2.222	3.46	Tumour	223916_s_at	BCOR	2.793	3.46	Tumour					
209825_s_at	UCK2	2.268	3.46	Tumour	230223_s_at	TMEM43B	3.354	3.46	Tumour					
210697_at	ZNF257	4.167	3.46	Tumour	213310_at	EIF2C2	2.516	3.46	Tumour					
239854_at	LOC644186	2.673	3.46	Tumour	237005_at	LOC442075	2.845	3.46	Tumour					
229377_at	GRTP1	5.318	3.46	Tumour	220608_s_at	---	2.169	3.46	Tumour					
229985_at	BTNL9	4.180	3.46	Tumour	212835_at	KIAA0157	2.840	3.46	Tumour					
1557117_at	---	2.001	3.46	Tumour	224430_s_at	RNF7	2.131	3.46	Tumour					
212724_at	RND3	2.776	3.46	Tumour	1552816_at	C9orf121	5.807	3.46	Tumour					
1554271_a_at	C1orf155	2.094	3.46	Tumour	227306_at	DKF2p790175	2.703	3.46	Tumour					
228956_at	LOC653250	2.855	3.46	Tumour	220243_at	BTBD15	3.325	3.46	Tumour					
219582_s_at	DOMM2	2.387	3.46	Tumour	220346_at	MTHFD2L	2.271	3.46	Tumour					
236336_s_at	---	2.347	3.46	Tumour	238370_s_at	EV11	6.972	3.46	Tumour					
219016_at	FLJ13149	2.399	3.46	Tumour	1559062_at	---	3.027	3.46	Tumour					
239999_at	C21orf34	2.050	3.46	Tumour	1554246_at	C1orf210	2.176	3.46	Tumour					
226931_at	TMT11 // LOC	4.110	3.46	Tumour	204886_at	PLK4	2.392	3.46	Tumour					
1565269_s_at	ATF1	2.266	3.46	Tumour	1565951_s_at	CHML	2.032	3.46	Tumour					
221810_at	BR3BP	3.153	3.46	Tumour	32723_at	CSTF1	2.063	3.46	Tumour					
227234_at	---	2.340	3.46	Tumour	201504_s_at	TSN	2.598	3.46	Tumour					
1553639_s_at	---	2.220	3.46	Tumour	219510_at	PCLO	4.045	3.46	Tumour					
1557667_at	---	2.733	3.46	Tumour	244748_at	TMPRSS4	4.623	3.46	Tumour					
226140_at	GCLM	3.441	3.46	Tumour	228530_at	RP11-11C5.2	3.332	3.46	Tumour					
222755_s_at	CHD7	2.192	3.46	Tumour	226417_at	MFN1	3.209	3.46	Tumour					
211548_s_at	HPGD	8.853	3.46	Tumour	1552978_s_at	SCAMP1	3.075	3.46	Tumour					
212444_at	---	3.139	3.46	Tumour	221908_at	TMEM118	2.123	3.46	Tumour					
207109_at	POL2F3	4.790	3.46	Tumour	1554740_s_at	IPP	2.772	3.46	Tumour					
202495_at	TBCO	2.630	3.46	Tumour	229003_s_at	FAM89B	2.679	3.46	Tumour					
200692_s_at	HSPA9B	2.094	3.46	Tumour	205783_at	KLK13	13.621	3.46	Tumour					
201848_s_at	BNP3	3.287	3.46	Tumour	222740_at	ATAD2	3.162	3.46	Tumour					
219544_at	FLJ22624	2.109	3.46	Tumour	215687_s_at	PLCB1	3.844	3.46	Tumour					
229641_at	---	2.135	3.46	Tumour	241120_s_at	FLJ37927	2.162	3.46	Tumour					
239953_at	ZNF610	2.857	3.46	Tumour	241466_at	MTL5	2.709	3.46	Tumour					
201457_s_at	BUB3	2.105	3.46	Tumour	210910_s_at	ZP3 // POMZP3	4.445	3.46	Tumour					
218279_s_at	HIST2H4A	2.024	3.46	Tumour	205052_at	AUH	2.557	3.46	Tumour					
214157_at	GNAS	3.112	3.46	Tumour	209069_s_at	UOCR8	2.402	3.46	Tumour					
232195_at	GPR158	4.610	3.46	Tumour	232291_at	C13orf25	2.047	3.46	Tumour					
203352_at	ORC4L	2.251	3.46	Tumour	209507_at	RPA3	2.013	3.46	Tumour					
230962_at	BTNL9	2.501	3.46	Tumour	226668_at	WDSUB1	2.591	3.46	Tumour					
226375_at	---	2.007	3.46	Tumour	204716_at	CCDC6	2.792	3.46	Tumour					
205613_at	SYT17	2.849	3.46	Tumour	220551_at	PRSS21	6.258	3.46	Tumour					
219321_at	MPP5	2.536	3.46	Tumour	225840_at	---	2.046	3.46	Tumour					
232280_at	SLC25A29	2.930	3.46	Tumour	239136_at	UNC9B	3.417	3.46	Tumour					
235531_at	IL17RB	4.682	3.46	Tumour	209608_s_at	ACAT2	2.576	3.46	Tumour					
222843_at	FIGLN1	2.069	3.46	Tumour	222240_s_at	ISYNA1	2.031	3.46	Tumour					
200668_s_at	DNAJB1	2.233	3.46	Tumour	212381_at	USP24	2.277	3.46	Tumour					
220305_at	MGC3280	2.082	3.46	Tumour	205383_at	BBOX1	7.596	3.46	Tumour					
229662_at	RPL10A	2.714	3.46	Tumour	211558_s_at	DHPS	2.045	3.46	Tumour					
212955_s_at	POLR2J	2.647	3.46	Tumour	1554300_s_at	LOC136306	3.111	3.46	Tumour					
232416_at	BRUNOL5	2.457	3.46	Tumour	239715_at	LOC400927	2.002	3.46	Tumour					
203053_s_at	ALDH3A2	2.761	3.46	Tumour	208997_s_at	UCP3	2.620	3.46	Tumour					
242223_at	MCOC1	2.192	3.46	Tumour	225224_at	C20orf112	2.375	3.46	Tumour					
218575_at	ANAPC1	2.295	3.46	Tumour	216135_at	MGC35048	2.120	3.46	Tumour					
1559134_s_at	---	2.138	3.46	Tumour	229281_at	NPAS3	4.047	3.46	Tumour					
204750_s_at	DSC2	3.854	3.46	Tumour	240570_at	---	2.450	3.46	Tumour					
238762_at	MTHFD2L	3.383	3.46	Tumour	230527_at	---	4.208	3.46	Tumour					
202813_at	TARBP1	2.165	3.46	Tumour	219029_at	FLJ21657	2.417	3.46	Tumour					
202250_s_at	WDR42A	2.493	3.46	Tumour	222266_at	C19orf2	2.357	3.46	Tumour					
219229_at	SLC03A1	2.288	3.46	Tumour	238339_s_at	LRI61	2.599	3.46	Tumour					
1555679_s_at	RTN4BP1	2.845	3.46	Tumour	222018_at	NACA // NACAP1 /	3.159	3.46	Tumour					
203819_s_at	IGFBP3	2.995	3.46	Tumour	204256_at	ELOVL6	2.312	3.46	Tumour					
211569_s_at	HADHG	2.156	3.46	Tumour	209408_at	KF2C	3.237	3.46	Tumour					
1557487_at	---	2.105	3.46	Tumour	209173_at	AGR2	10.542	3.46	Tumour					
222561_at	LANCL2	3.002	3.46	Tumour	202287_s_at	TACSTD2	4.345	3.46	Tumour					
201641_at	BS12	2.226	3.46	Tumour	222526_at	GATAD2A	2.102	3.46	Tumour					
232439_at	---	2.974	3.46	Tumour	219932_at	SLC27A6	3.778	3.46	Tumour					
213263_s_at	PCBP2	2.898	3.46	Tumour	200884_at	CHB	2.822	3.46	Tumour					
202183_s_at	KIF22	2.244	3.46	Tumour	1569723_s_at	SPRE2	2.365	3.46	Tumour					
210347_s_at	BCL11A	3.280	3.46	Tumour	218594_at	HEATR1	2.227	3.46	Tumour					
231849_at	LOC144501	2.191	3.46	Tumour	237783_at	PLACL1	2.556	3.46	Tumour					
216521_s_at	BRC23	7.424	3.46	Tumour	1555843_at	HNRPM	2.215	3.46	Tumour					
213374_s_at	HBCH	2.270	3.46	Tumour										
224715_at	WRN	2.035	3.46	Tumour										

Survival	Score	Name	SYMBOL	Survival	Score	Name	SYMBOL	Survival	Score	Name	SYMBOL	Survival	Score	Name	SYMBOL	Survival	Score	Name	SYMBOL	Survival	Score	Name	SYMBOL	Survival	Score	Name	SYMBOL																																																																																																																																																																																																																																																																																																																																																																																																																																																																																																																																																																																																																																																																																																																																																																																																																																																																																																																																																																																																																																																																																																																																																																																																																																																																																																										
OSgood	-12.9	20679_at	SCGB1D2	OSgood	-37.176	143584_at	PRSS2	OSgood	-19.22	102710_at	LPH2	OSgood	0.003	305990_at	BMPT7	OSgood	155.257	102391_at	BASP1	OSgood	218.706	1727_at	CDH11	OSgood	-121.7	210096_at	CY4B1	OSgood	-36.619	103509_at	SRX1	OSgood	-19.122	103170_at	LOXN	OSgood	0.13	133368_at	KIAA1713	OSgood	155.27	104966_at	RARRS2	OSgood	218.987	2729_at	CGV13	OSgood	-101.1	225165_at	PPP1R1B	OSgood	-35.524	106523_at	DCS2656	OSgood	-19.075	576_at	ETVA	OSgood	0.156	133314_at	PTEN	OSgood	156.647	139286_at	---	OSgood	220.544	104589_at	NJAK1	OSgood	-98.21	240304_s_at	LOC64769	OSgood	-36.296	470_s_at	ABHD11	OSgood	-18.84	45696_at	FL20273	OSgood	127.17	428_s_at	CALB2	OSgood	157.448	119700_at	PLK3D1	OSgood	220.561	962_s_at	ADAM12	OSgood	-94.5	220816_at	EDG7	OSgood	-36.167	125645_at	EHF	OSgood	-18.777	635_s_at	FL20273	OSgood	127.528	138447_at	RBM33	OSgood	157.785	133007_at	BICC	OSgood	222.677	12523_at	MEGF10	OSgood	-93.32	220051_at	PRSS21	OSgood	-35.773	689_s_at	TPD52	OSgood	-17.887	66652_at	NCALD	OSgood	127.587	940_s_at	PAPPA	OSgood	157.866	651_s_at	LAMB1	OSgood	222.521	129117_at	---	OSgood	-88.84	231192_at	EDG7	OSgood	-35.684	156829_at	FAM2B	OSgood	-17.833	130361_at	KIAA1833	OSgood	127.849	937_s_at	SFRP1	OSgood	158.088	580_s_at	LGM3L	OSgood	225.025	1366_s_at	COL3A1	OSgood	-77.31	228248_s_at	KIAA1324	OSgood	-35.587	127647_at	KNE3	OSgood	-17.586	116813_at	---	OSgood	127.855	123276_at	MST150	OSgood	159.48	126875_at	DOCK11	OSgood	225.043	298_s_at	LOX	OSgood	-75.48	210519_s_at	NOO1	OSgood	-35.516	135060_at	LOC23117	OSgood	-17.484	114481_at	IST1H2AM	OSgood	127.86	897_s_at	SLIT2	OSgood	159.63	105100_at	GFPT2	OSgood	225.095	125275_at	EDL3	OSgood	-75.14	1570445_s_at	01 // LOC464924	OSgood	-35.449	869_s_at	UNC3B81	OSgood	-17.359	102338_at	TK1	OSgood	128.911	118729_at	LXN	OSgood	159.63	105100_at	H19	OSgood	225.17	131429_at	---	OSgood	-74.52	214058_at	MYCL1	OSgood	-35.439	122764_at	ASRGL1	OSgood	-17.241	143444_at	---	OSgood	128.911	118729_at	LXN	OSgood	161.93	135944_at	HMCN1	OSgood	225.591	463_s_at	EDNRA	OSgood	-74	223754_at	MGC13057	OSgood	-35.411	397_s_at	GALNT3	OSgood	-17.18	125525_at	A-221G94	OSgood	129.028	121258_at	SDC2	OSgood	162.035	126676_at	ZNF921	OSgood	226.771	35318_at	FBM1	OSgood	-73.95	219500_s_at	TMCS	OSgood	-34.807	157688_at	ARHGAP29	OSgood	-16.639	669_s_at	OC642775	OSgood	129.439	101215_at	PLS3	OSgood	163.284	105381_at	LRRFC17	OSgood	228.272	21879_at	COL12A1	OSgood	-73.02	208558_s_at	UGT8	OSgood	-34.781	127812_at	ZBTB7C	OSgood	-16.616	128433_at	FLJ11236	OSgood	129.708	130722_at	BNC2	OSgood	166.047	136044_at	PPAP2C1A	OSgood	228.865	422_s_at	ITGB1	OSgood	-71.54	206998_at	XK	OSgood	-34.196	512_s_at	PDCD8	OSgood	-15.919	129776_at	SLOC3A1	OSgood	130.094	126293_at	DEPDC7	OSgood	166.401	103417_at	MFAP2	OSgood	228.878	876_s_at	MMP11	OSgood	-70.67	222271_at	---	OSgood	-34.031	857_s_at	ASRGL1	OSgood	-15.892	496_s_at	FLJ20273	OSgood	130.235	975_s_at	RHOBTB3	OSgood	166.616	143664_at	CDC80B	OSgood	233.173	991_s_at	PRRX1	OSgood	-70.64	228956_at	---	OSgood	-33.896	132_s_at	MTACZD1	OSgood	-15.706	110397_at	DEFB1	OSgood	130.683	106650_at	NIN	OSgood	167.347	119419_at	TMEM54	OSgood	234.004	121911_at	ETV1	OSgood	-70.52	224189_s_at	EHF	OSgood	-33.715	615_s_at	HTRA	OSgood	-15.347	101441_at	BS72	OSgood	130.923	128141_at	OC493869	OSgood	168.759	104451_at	FZD1	OSgood	235.132	995_s_at	FBLN1	OSgood	-70.5	228195_at	MGC13057	OSgood	-33.58	746_s_at	BSRPY	OSgood	-15.259	605_s_at	PIPOX	OSgood	131.294	131993_at	---	OSgood	169.138	907_s_at	PALLD	OSgood	237.769	126997_at	---	OSgood	-69.87	202489_s_at	FXYD3	OSgood	-33.001	114003_at	---	OSgood	-15.071	143409_at	OC643831	OSgood	131.446	864_s_at	PPP4R2	OSgood	168.799	113001_at	ANGPT12	OSgood	238.395	112_s_at	PTGS1	OSgood	-69.33	219850_s_at	EHF	OSgood	-32.66	350_s_at	MATN2	OSgood	-14.78	137400_at	ATPS2	OSgood	131.635	119561_at	COP22	OSgood	170.411	102465_at	PCLC6	OSgood	239.272	216179_at	---	OSgood	-68.23	201467_s_at	NOO1	OSgood	-32.083	177_s_at	ITGA6	OSgood	-14.694	102085_at	JR99	OSgood	132.148	914_s_at	SOX11	OSgood	171.186	105489_at	SRLX2	OSgood	239.42	121667_at	SPARC	OSgood	-67.79	243101_s_at	LOC133255	OSgood	-32.04	910_s_at	/POMZP3	OSgood	-14.317	806_s_at	VAV3	OSgood	132.257	124822_at	DLG1	OSgood	171.858	102409_at	C11H43	OSgood	239.854	128481_at	POSTN	OSgood	-65.55	219867_at	CHON1	OSgood	-31.616	109998_at	UCP2	OSgood	-13.884	119211_at	USP18	OSgood	132.752	906_s_at	PALLD	OSgood	172.525	126677_at	ZNF521	OSgood	240.867	813_s_at	DCN	OSgood	-64.77	204187_at	GMPR1	OSgood	-31.308	148_s_at	/POMZP3	OSgood	-13.588	136417_at	MFN1	OSgood	134.489	105605_at	NRF21	OSgood	172.756	103330_at	---	OSgood	-64.47	159078_at	BCL11A	OSgood	-30.845	112960_at	C11orf32	OSgood	-13.186	119599_at	MOCS5	OSgood	134.768	131341_at	SLC35D3	OSgood	173.286	122288_at	PPAP4	OSgood	242.9	495_s_at	FN1	OSgood	-64.09	221122_at	HRASL2	OSgood	-30.817	127379_at	OACT1	OSgood	-12.951	744_s_at	SIAE	OSgood	135.097	113069_at	HEG1	OSgood	173.291	148_s_at	TM6P	OSgood	243.246	1471_at	TMP3	OSgood	-63.73	200316_at	SLC15A2	OSgood	-30.796	423_s_at	SLFN13	OSgood	-12.813	142321_at	---	OSgood	135.364	126065_at	PRICKLE1	OSgood	173.757	135521_at	HOKA4	OSgood	244.589	1190_s_at	---	OSgood	-63.22	235736_at	---	OSgood	-30.252	088_s_at	ARHGAP28	OSgood	-12.504	105548_at	GAS2	OSgood	135.371	105959_at	MMP13	OSgood	173.886	128821_at	---	OSgood	-63.17	221241_s_at	BCL2L14	OSgood	-29.897	137197_at	LEMD1	OSgood	-12.475	31838_at	C20orf119	OSgood	135.983	104359_at	FLRT2	OSgood	175.518	888_s_at	PHLBD1	OSgood	245.797	112_s_at	THBS1	OSgood	-63.03	235134_at	---	OSgood	-29.789	131644_at	---	OSgood	-12.348	076_s_at	ASS	OSgood	136.202	091_s_at	COL6A1	OSgood	175.913	102007_at	NID1	OSgood	246.314	440_s_at	FN1	OSgood	-62.05	219131_at	GRAMD1C	OSgood	-29.131	129498_at	---	OSgood	-12.244	115002_at	FGD2	OSgood	136.323	577_s_at	IGF1	OSgood	176.331	128396_at	---	OSgood	-61.82	222932_at	EHF	OSgood	-29.019	118858_at	DEPDC9	OSgood	-12.056	65893_at	TJP2	OSgood	136.339	105958_at	PNMA2	OSgood	177.62	132090_at	DNM3	OSgood	247.634	106_s_at	THBS1	OSgood	-61.54	220912_at	ZDHHC23	OSgood	-28.635	63595_at	SRGAP3	OSgood	-11.839	118100_at	TMPRSS4	OSgood	136.447	119779_at	ZFNX4	OSgood	179.48	113247_at	SVPR1	OSgood	248.079	22654_at	COL12A1	OSgood	-61.34	222719_at	MGC10811	OSgood	-28.442	137081_at	---	OSgood	-11.711	811_s_at	CACNA2D2	OSgood	136.895	123690_at	LTBP2	OSgood	179.888	119119_at	DACT1	OSgood	249.053	756_s_at	FN1	OSgood	-59.97	236706_at	C6orf38	OSgood	-28.364	895_s_at	EPN3	OSgood	-11.65	127497_at	---	OSgood	137.102	125897_at	---	OSgood	180.467	113496_at	LPFR4	OSgood	249.593	161_s_at	COL3A1	OSgood	-59.02	216521_s_at	BRCO3	OSgood	-28.346	116766_at	PRKCE	OSgood	-11.904	104700_at	RARRS53	OSgood	137.108	066_s_at	ENPP1	OSgood	180.919	114043_at	CTPR6	OSgood	253.621	101099_at	MMP2	OSgood	-57.47	210445_at	FABP9	OSgood	-28.265	107149_at	GDH12	OSgood	-11.577	315_s_at	KLK6	OSgood	137.178	087_s_at	SCRIB1	OSgood	181.296	101289_at	VTG8	OSgood	255.926	10223_at	SERPINF1	OSgood	-57.15	233198_at	LOC52497	OSgood	-28.084	671_s_at	HLA-DQB	OSgood	-10.964	130664_at	FREM2	OSgood	137.655	104141_at	TUBB2A	OSgood	181.577	784_s_at	CVR1	OSgood	256.253	464_s_at	FN1	OSgood	-56.21	232811_s_at	EHF	OSgood	-28.06	128721_at	C3orf41	OSgood	-10.862	452_s_at	64406031	OSgood	137.723	132453_at	GPC4	OSgood	182.31	396_s_at	ASPN	OSgood	256.348	878_s_at	MMP11	OSgood	-55.78	232821_s_at	SUSD4	OSgood	-27.802	790_s_at	DHCY7	OSgood	-10.691	134415_at	LN81	OSgood	137.968	092_s_at	ANTXR1	OSgood	182.513	103666_at	CXCL2	OSgood	256.688	113338_at	RIS1	OSgood	-55.69	201468_s_at	NOO1	OSgood	-27.774	125846_at	RBM55A	OSgood	-10.524	128214_at	---	OSgood	138.221	126905_at	FAM101B	OSgood	183.169	135_s_at	TM6P	OSgood	256.881	107192_at	AEBP1	OSgood	-55.2	209979_at	SCGB2A1	OSgood	-27.767	61956_at	NPA53	OSgood	-10.369	161_s_at	ZFP42	OSgood	138.485	101185_at	HTRA1	OSgood	183.588	101505_at	LAMB1	OSgood	258.075	21139_at	SNR2	OSgood	-55.42	235587_at	LOC202781	OSgood	-27.642	971_s_at	STGAL1	OSgood	-9.912	971_s_at	CULL4	OSgood	138.677	128776_at	GLA7	OSgood	183.619	121898_at	PDPM	OSgood	262.733	105182_at	C20orf82	OSgood	-55.03	202741_at	PKR3	OSgood	-27.614	129996_at	RC3H1	OSgood	-9.808	132535_at	---	OSgood	138.85	115668_at	OSR2	OSgood	184.157	988_s_at	C10I1N3	OSgood	263.347	271_s_at	---	OSgood	-54.8	220442_at	GALNT4	OSgood	-27.599	126578_at	ARHGAP28	OSgood	-9.69	135058_at	ANKRD10	OSgood	139.753	108789_at	PTRF	OSgood	184.458	127059_at	GPC6	OSgood	263.388	612_s_at	ADHB	OSgood	-54.59	205317_s_at	SLC15A2	OSgood	-27.589	128501_at	---	OSgood	-9.605	493_s_at	IGS15	OSgood	139.885	128057_at	DOIT4L	OSgood	184.949	191_s_at	ISLR	OSgood	264.656	613_s_at	ADHB	OSgood	-54.38	204731_at	TGFB3	OSgood	-27.283	105485_at	RYR1	OSgood	-9.276	120306_at	FAM44C	OSgood	139.993	1020_s_at	HNT	OSgood	185.181	118162_at	OLFM3	OSgood	264.686	126834_at	---	OSgood	-53.95	215304_at	---	OSgood	-28.091	105945_at	IL8R	OSgood	-8.997	132523_at	TMEM108	OSgood	139.993	105880_at	TRKPA	OSgood	185.259	122449_at	TM6P	OSgood	264.853	150_s_at	DCN	OSgood	-53.35	238857_at	UXBD3	OSgood	-28.835	773_s_at	GALNT12	OSgood	-8.701	130873_at	PKHD11	OSgood	140.036	105206_at	KAL1	OSgood	185.601	119655_at	C7orf10	OSgood	265.829	12700_at	GLT8D2	OSgood	-52.73	214070_s_at	ATP10B	OSgood	-28.546	792_s_at	BSRPY	OSgood	-8.61	10223_s_at	CYBA	OSgood	140.039	101939_at	PLK2	OSgood	185.762	131240_at	DIOC	OSgood	266.87	870_s_at	COL3A1	OSgood	-52.18	219768_at	VTG1	OSgood	-28.481	104975_at	EMP2	OSgood	-8.19	109529_at	PAPAZ2	OSgood	140.638	762_s_at	DLG1	OSgood	185.792	113943_at	TWIST1	OSgood	267.151	310_s_at	COL1A1	OSgood	-52.1	232181_at	LOC153346	OSgood	-28.317	134970_at	MTACZD1	OSgood	-8.096	1041_s_at	PSMB8	OSgood	141.542	127486_at	NFSE	OSgood	186.091	474_s_at	ANTXR1	OSgood	268.806	109335_at	DCN	OSgood	-51.47	243582_at	SHRFR2	OSgood	-28.261	747_s_at	TARPL	OSgood	-8.028	105328_at	GLDN10	OSgood	141.696	112713_at	MFAP4	OSgood	186.233	112764_at	---	OSgood	-50.44	236225_at	GTG9	OSgood	-26.32

Survival	Score	Name	SYMBOL	Survival	Score	Name	SYMBOL	Survival	Score	Name	SYMBOL	Survival	Score	Name	SYMBOL	Survival	Score	Name	SYMBOL	Survival	Score	Name	SYMBOL
OSpoor	423.31	206430_at	DLS1G3	FFSgood	-39.37	436_s_at	CDC43	FFSgood	-26.749	142546_at	OC40107	FFSgood	-14.932	142535_at	---	FFSgood	179.826	123204_at	C40R18	FFSgood	231.346	876_s_at	ITG11
OSpoor	438.94	204320_at	COSG11	FFSgood	-39.241	119389_at	SUSD4	FFSgood	-26.734	971_s_at	ST6GAL1	FFSgood	-14.902	772_s_at	CDC25A	FFSgood	190.208	127059_at	GDCA5	FFSgood	231.393	422_s_at	IMB61
OSpoor	440.39	155578_s_at	POSTN1	FFSgood	-39.179	107802_at	CRS1F3	FFSgood	-26.693	878_s_at	ABC03	FFSgood	-14.7	139834_at	KCTD11	FFSgood	180.302	783_s_at	RAB31	FFSgood	231.66	11309_at	---
OSpoor	466.79	210809_s_at	POSTN1	FFSgood	-38.86	585_s_at	DTL	FFSgood	-26.572	350_s_at	MATN2	FFSgood	-14.454	968_s_at	CDC9	FFSgood	180.749	103896_at	---	FFSgood	235.477	995_s_at	FBN1
OSpoor	489.21	37992_at	COL11A1	FFSgood	-38.845	128360_at	DC135576	FFSgood	-26.273	12148_at	C9orf116	FFSgood	-14.3	621_s_at	MKB7	FFSgood	181.25	688_s_at	PHLDB2	FFSgood	235.831	991_s_at	PRRX1
OSpoor	506.02	223122_at	SFRP2	FFSgood	-38.748	688_s_at	TPD52	FFSgood	-26.189	120030_at	STYK1	FFSgood	-14.235	513_s_at	HSDL2	FFSgood	181.747	121898_at	CDKN1	FFSgood	236.022	200974_at	ACTA2
FFSgood	-155.2	219873_at	COL11A1	FFSgood	-38.712	126245_at	KCTD11	FFSgood	-26.176	768_s_at	FEN1	FFSgood	-14.149	962_s_at	CENPA	FFSgood	182.796	101289_at	PDRN	FFSgood	236.264	103893_at	NTSE
FFSgood	-89.89	238370_s_at	EV11	FFSgood	-38.628	102400_at	GPM52	FFSgood	-26.124	130991_at	---	FFSgood	-13.969	128559_at	C16orf80	FFSgood	183.418	843_s_at	EFEPM1	FFSgood	237.457	131879_at	COL12A1
FFSgood	-89.19	241803_s_at	---	FFSgood	-38.395	140303_at	DC646769	FFSgood	-26.123	129964_at	C9orf152	FFSgood	-13.911	067_s_at	EST1HG20	FFSgood	183.519	113496_at	LPRPA	FFSgood	237.642	147_s_at	TIMP3
FFSgood	-88.45	228849_at	---	FFSgood	-38.133	104510_at	CDC7	FFSgood	-26.114	62306_at	ALG10	FFSgood	-14.837	101185_at	HTRA1	FFSgood	183.823	119655_at	C7orf10	FFSgood	240.806	106227_at	C1P
FFSgood	-87.09	240304_s_at	LOC646769	FFSgood	-38.151	105053_at	PRM1	FFSgood	-26.058	105190_at	PLS1	FFSgood	-14.644	790_s_at	PTRF	FFSgood	183.933	309_s_at	NEXN	FFSgood	240.858	126997_at	---
FFSgood	-85.69	220816_at	EDG7	FFSgood	-37.918	334_s_at	BIRC3	FFSgood	-25.771	214_s_at	CDC2	FFSgood	-14.681	112915_at	POZRN3	FFSgood	183.988	784_s_at	MYO1	FFSgood	241.467	103180_at	ALDH3A3
FFSgood	-80.55	231077_s_at	C1orf192	FFSgood	-37.459	123785_at	KIAA1794	FFSgood	-25.767	18278_at	---	FFSgood	-14.629	894_s_at	AOC3	FFSgood	184.408	474_s_at	CXRN1	FFSgood	241.845	868_s_at	VCAM1
FFSgood	-78.37	214279_s_at	NDRG3	FFSgood	-37.325	554_s_at	PTTG1	FFSgood	-25.495	102240_at	PLK1	FFSgood	-14.698	997_s_at	H19	FFSgood	185.87	122449_at	TMEM4	FFSgood	243.83	112607_at	SPARC
FFSgood	-75.12	228956_at	---	FFSgood	-37.017	106520_at	RIB2	FFSgood	-25.229	220_s_at	SCYL2	FFSgood	-14.708	658_s_at	TMEM47	FFSgood	185.899	112764_at	---	FFSgood	244.097	110170_at	POLM3
FFSgood	-74.87	208358_s_at	UGT8	FFSgood	-36.881	106_s_at	CTDSP2	FFSgood	-25.17	599_s_at	CDC2	FFSgood	-14.799	112419_at	C10orf56	FFSgood	185.948	988_s_at	C10orf56	FFSgood	244.572	437_s_at	CYP11B1
FFSgood	-73.5	206969_at	XK	FFSgood	-36.647	469_s_at	PIR	FFSgood	-25.154	764_s_at	SLC27A2	FFSgood	-14.897	127486_at	NTSE	FFSgood	186.337	118162_at	OLFM3	FFSgood	245.578	126179_at	---
FFSgood	-73.35	238373_at	EV11	FFSgood	-36.587	567_s_at	SKP2	FFSgood	-25.113	773_s_at	SLC22A2	FFSgood	-14.794	979_s_at	EGALNAC5	FFSgood	186.65	139_s_at	PMP22	FFSgood	245.888	131_s_at	PTGIS
FFSgood	-69.36	224428_s_at	CDC47	FFSgood	-36.543	716_s_at	CXADR	FFSgood	-25.005	758_s_at	CDKN3	FFSgood	-14.811	280_s_at	DAB2	FFSgood	187.457	191_s_at	ISLR	FFSgood	248.266	128841_at	POSTN1
FFSgood	-69.36	230119_s_at	---	FFSgood	-36.399	119703_at	MNS1	FFSgood	-24.959	127003_at	---	FFSgood	-14.838	128333_at	---	FFSgood	187.52	103570_at	LOXL1	FFSgood	248.512	496_s_at	FN1
FFSgood	-66.04	228248_s_at	KIAA1324	FFSgood	-36.327	777_s_at	KIAA0984	FFSgood	-24.786	731_s_at	API3	FFSgood	-14.926	125442_at	---	FFSgood	187.975	724_s_at	TAGLN	FFSgood	250.203	719_s_at	FBN1
FFSgood	-66.04	205447_s_at	KIAA1324	FFSgood	-36.218	219_s_at	AMMECR1	FFSgood	-24.675	621_s_at	VL2	FFSgood	-14.924	126136_at	---	FFSgood	188.884	281_s_at	BGN	FFSgood	250.241	705_s_at	FN1
FFSgood	-65.63	219980_s_at	TMCS	FFSgood	-35.87	104973_at	GLI1	FFSgood	-24.614	128281_at	FLJ25416	FFSgood	-14.926	651_s_at	LAMB1	FFSgood	188.96	782_s_at	RAB31	FFSgood	251.01	113700_at	---
FFSgood	-64.31	231077_s_at	CLECAM1	FFSgood	-35.787	105909_at	POLE2	FFSgood	-24.524	714_s_at	CDKN3	FFSgood	-14.944	128057_at	DTITL	FFSgood	189.875	114957_at	ITGB1	FFSgood	251.854	442_s_at	FN1
FFSgood	-64.02	208063_s_at	CAPN9	FFSgood	-35.783	105394_at	CHEK1	FFSgood	-24.509	131472_at	FBXO15	FFSgood	-14.852	542_s_at	IGF1	FFSgood	189.126	113247_at	SH3BP1	FFSgood	252.322	464_s_at	EDNRB
FFSgood	-64.02	235134_at	---	FFSgood	-35.356	101855_at	C1orf93	FFSgood	-24.493	123274_at	---	FFSgood	-15.293	289_s_at	---	FFSgood	189.308	109708_at	MOXD1	FFSgood	253.477	101438_at	COL6A3
FFSgood	-63.74	227974_at	MGC13057	FFSgood	-35.227	121879_at	CALM4	FFSgood	-24.367	407_s_at	---	FFSgood	-15.037	126142_at	GLIPR1	FFSgood	189.446	149_s_at	TMPO	FFSgood	254.997	167_s_at	COL3A1
FFSgood	-62.85	209173_at	AGR2	FFSgood	-34.944	122037_at	KIAA	FFSgood	-24.176	229_s_at	COCH	FFSgood	-15.025	130071_at	Sep-11	FFSgood	189.992	135_s_at	TMPO	FFSgood	255.492	10109_at	MMP2
FFSgood	-62.12	155247_s_at	IRF6	FFSgood	-34.882	113007_at	KIAA1794	FFSgood	-24.127	722_s_at	BSRPY	FFSgood	-15.129	101508_at	IGFBP4	FFSgood	189.608	121901_at	COL2A2	FFSgood	256.549	10169_at	DCN
FFSgood	-61.59	229254_at	ID4 LOC63827	FFSgood	-34.745	137197_at	LEMD1	FFSgood	-24.019	869_s_at	UNC93B1	FFSgood	-15.127	130371_at	---	FFSgood	189.654	109101_at	CTGF	FFSgood	256.837	109_s_at	TBS1
FFSgood	-61.59	231398_at	LOC92497	FFSgood	-34.568	629_s_at	NKT2	FFSgood	-23.881	814_s_at	LTB404	FFSgood	-15.292	137373_at	PPP4R2	FFSgood	189.931	984_s_at	FBN1	FFSgood	257.42	112_s_at	TBS1
FFSgood	-60.22	201467_s_at	NOO1	FFSgood	-34.556	118115_at	ASF1B	FFSgood	-23.474	737_s_at	CHST9	FFSgood	-15.143	122379_at	---	FFSgood	190.026	103666_at	CXCL12	FFSgood	257.428	125664_at	COL12A1
FFSgood	-60.02	243610_at	LOC138255	FFSgood	-34.412	119306_at	KIF15	FFSgood	-23.424	580_s_at	FOMX1	FFSgood	-15.162	090_s_at	PAPSS2	FFSgood	190.534	665_s_at	SPARC	FFSgood	257.489	893_at	DCN
FFSgood	-58.29	233738_at	---	FFSgood	-34.339	958_s_at	DEPDC1	FFSgood	-23.269	1013_s_at	ANP32	FFSgood	-15.185	104345_at	COL1A1	FFSgood	190.639	126464_at	FRMD6	FFSgood	257.872	101702_at	AEBP1
FFSgood	-58.21	222271_at	---	FFSgood	-34.26	121_s_at	RBM35A	FFSgood	-22.854	094_s_at	C9orf79	FFSgood	-15.291	548_s_at	LPL	FFSgood	190.773	107816_at	SEEPNP1	FFSgood	258.979	878_s_at	MMP11
FFSgood	-57.76	22141_s_at	BCL2L1	FFSgood	-34.173	423_s_at	SUFN13	FFSgood	-22.816	739_s_at	PNPLA4	FFSgood	-15.421	120918_at	C2orf96	FFSgood	191.336	125524_at	ANTRK2	FFSgood	252.405	464_s_at	FN1
FFSgood	-56.27	229088_at	LRRRC3B	FFSgood	-34.088	115999_at	OIP5	FFSgood	-22.48	126_s_at	CDC45	FFSgood	-15.444	114243_at	C10orf56	FFSgood	193.772	128367_at	ALPK2	FFSgood	262.428	131709_at	SNR2
FFSgood	-55.35	202107_s_at	CMC2	FFSgood	-33.996	945_s_at	MANSC1	FFSgood	-22.401	095_s_at	BIRC5	FFSgood	-15.777	115199_at	CALD1	FFSgood	193.799	125481_at	FRMD6	FFSgood	262.894	10702_at	GLT3D2
FFSgood	-54.9	238857_at	UBXD3	FFSgood	-33.845	109464_at	AURKB	FFSgood	-22.267	14231_at	---	FFSgood	-15.535	110077_at	---	FFSgood	194.099	656_s_at	LHFP	FFSgood	263.366	113338_at	RIS1
FFSgood	-54.13	219978_s_at	NUSAP1	FFSgood	-33.826	118882_at	OC40107	FFSgood	-22.125	408_s_at	TK1	FFSgood	-15.371	101278_at	DAB2	FFSgood	194.789	102363_at	SPOCK1	FFSgood	264.686	135182_at	C2orf82
FFSgood	-53.75	209154_s_at	TMPO	FFSgood	-33.664	134988_at	ERBB4	FFSgood	-21.784	779_s_at	C8orf116	FFSgood	-15.857	128335_at	CLDN11	FFSgood	195.029	447_s_at	GLTD	FFSgood	267.209	271_s_at	---
FFSgood	-53.62	228195_at	MGC13057	FFSgood	-33.616	103734_at	AKT	FFSgood	-21.494	814_s_at	CNME2	FFSgood	-15.43	112077_at	CALD1	FFSgood	196.355	68199_at	FBN1	FFSgood	267.213	112554_at	SULF1
FFSgood	-53.58	211890_s_at	NEK2	FFSgood	-33.593	102_s_at	WHSC1	FFSgood	-21.419	102133_at	CTP5	FFSgood	-15.452	602_s_at	FAM38B	FFSgood	196.985	133990_at	RUNX1	FFSgood	268.261	1223_at	SERPINE1
FFSgood	-53.16	223427_s_at	EPBA1L4B	FFSgood	-33.279	555_s_at	C16orf60	FFSgood	-21.377	135092_at	KCTD11	FFSgood	-15.495	103811_at	LRRRC17	FFSgood	196.987	132065_at	LOC111A1	FFSgood	268.301	308_s_at	NNMT
FFSgood	-53.03	155418_s_at	ABCC4	FFSgood	-33.16	043_s_at	KIAA0703	FFSgood	-20.843	59437_at	C9orf116	FFSgood	-15.513	104163_at	EMLIN1	FFSgood	197.072	126103_at	NEXN	FFSgood	268.48	052_s_at	SFRP4
FFSgood	-51.98	225911_s_at	EFHC2	FFSgood	-33.083	114053_at	---	FFSgood	-20.835	135144_at	---	FFSgood	-15.543	109889_at	ADRA2A	FFSgood	197.19	109651_at	TGFB1	FFSgood	268.931	126629_at	FN1
FFSgood	-51.98	155490_at	NALCAL4	FFSgood	-32.968	109_s_at	PRC1	FFSgood	-20.643	007_s_at	PTK3	FFSgood	-15.544	616_s_at	CALD1	FFSgood	197.806	124694_at	ANTRK1	FFSgood	270.588	1027_at	COL3A1
FFSgood	-51.09	210377_at	ACSM3	FFSgood	-32.867	881_s_at	---	FFSgood	-20.546	125834	3820	FFSgood	-15.666	105625_at	CALD1	FFSgood	201.017	627_s_at	SERPINE1	FFSgood	271.488	310_at	COL1A1
FFSgood	-51.07	209096_at	FOXJ1	FFSgood	-32.659	910_s_at	/LOCM2P3	FFSgood	-20.512	125436_at	LOC58489	FFSgood	-15.676	304_s_at	PDGFR	FFSgood	201.42	109540_at	IGF1	FFSgood	271.498	11309_at	LRRRC15
FFSgood	-51.03	229402_at	SAMD13	FFSgood	-32.595	036_s_at	NCM4	FFSgood	-20.443	131838_at	C2orf119	FFSgood	-15.672	113933_at	PTGER3	FFSgood	201.529	430_s_at	COL1A1	FFSgood	273.963	126834_at	---
FFSgood	-50.81	216521_s_at	BRC3C	FFSgood	-32.459	127429_at	EFCAB4A	FFSgood	-20.315	400_s_at	CHST9	FFSgood	-15.984	275_s_at	---	FFSgood	203.21	135821_at	---	FFSgood	274.861	113_s_at	COL5A1
FFSgood	-50.78	22776_at	MGC52057	FFSgood	-32.283	104623_at	TFF3	FFSgood	-20.238	103418_at	CNMA2	FFSgood	-15.749	119700_at	PLXDC1	FFSgood							

Survival	Score	Name	SYMBOL	Survival	Score	Name	SYMBOL	Survival	Score	Name	SYMBOL	Survival	Score	Name	SYMBOL	Survival	Score	Name	SYMBOL
PFSpoor	375.12	217428_s_at	COL10A1																
PFSpoor	377.03	203083_at	THBS2																
PFSpoor	383.64	203980_at	FABP4																
PFSpoor	385.73	226237_at	COL8A1																
PFSpoor	412.57	227140_at	---																
PFSpoor	428.79	223121_s_at	SFRP2																
PFSpoor	437.56	206439_at	DSPG3																
PFSpoor	438.05	204320_at	COL11A1																
PFSpoor	447.31	1555778_s_at	POSTN																
PFSpoor	473.5	210809_s_at	POSTN																
PFSpoor	487.31	37892_at	COL11A1																
PFSpoor	519.48	223122_s_at	SFRP2																