EMPLOYMENT REGISTER OF THE AMERICAN ASSOCIATION FOR CANCER RESEARCH

The advertisements below were submitted by prospective candidates and employers in the AACR Employment Register by January 10, 1994, and were updated as of August 15, 1994.

Employers participating in the Employment Register may obtain information on the candidates in these advertisements and participating candidates may obtain information on positions in these advertisements by submitting written requests to the AACR Employment Register, Public Ledger Building, Suite 816, 150 South Independence Mall West, Philadelphia, PA 19106-3483. The request should give the identification number(s) appearing in the upper left-hand corner of the desired advertisement(s) and should include the registrant's own identification number or a completed employment register form with the appropriate fee attached. Forms were sent to all members of the AACR in the fall of 1993. They were also printed in the First Announcement of the Annual Meeting and in the December 1 (1993), December 15 (1993), January 1 (1994), and January 15 (1994) issues of *Cancer Research*.

Advertisements from all current participants in the Employment Register will also appear in the November 1, 1994 issue of *Cancer Research*.

POSITION LISTINGS

201P To study the regulation of hepatocyte growth as related to liver regeneration and multistage chemical carcinogenesis of liver. Conduct independent research on the expression/activation of oncogenes(c-met), tumor suppressor genes (p53,Rb), and growth factors (HGF,TGFβ) and their receptors. Experience in biochemistry, molecular or cellular biology desired. Avail. Now. Salary, Neg. Contact: Dr. Randy L. Jirtle, Ph.D., Radiation Oncology, Box 3433, Duke University Medical Center, Durham NC 27710, (919)684-2770.

202P Postdoctoral in Cell and Molecular Biology. Conduct research on the identification and characterization of genes involved in immortalization and transformation of mammary epithelial cells in a superb research environment. Good background in Molecular Biology desirable. Available July 1994. Contact Dr. D. Medina, Dept. of Cell Biology, Baylor College of Medicine, Houston, TX (713)798-4483.

203P Res. Assoc. in Mol. Biol. to study regulation of expression of brain tumor antigens. Program aimed at development of gene-based therapy (retroviral vector mediated gene transfer; antisense; related). Salary dependent upon experience (25–40,000 range; negotiable). Contact Dr. J. R. Moskal, CINN, 428 W. Deming Pl., Chicago, IL 60614.

204P Postdoctoral Fellowships in Cancer Research. Excellent investigators in basic research in tumor virology, molecular carcinogenesis, molecular therapeutics, cancer cell biology, genetics, and tumor immunology. Training is available in recombinant DNA technology, gene expression, DNA replication, mutagenesis, regulation of cellular proliferation, growth factors, molecular immunology, molecular genetics of cancer, and combined programs. Avail. July 1994. $18,600–$25,600. Contact Dr. Joseph S. Pagano, UNC Lineberger Comprehensive Cancer Center, Chapel Hill, NC.

205P Position available for the development of research into the molecular mechanisms which govern regulation of proliferation in leukemia and normal hematopoietic cells. This information is being applied to the development of molecular and genetic therapy of leukemia. Immediate availability. $40,000–$45,000. Contact: Dr. A. Deisseroth, Dept. of Hematology, MD Anderson Cancer Center, Houston, Texas.

206P Molecular cloning techniques are being used to dissect the positive and negative growth regulatory pathways which are operative in normal and leukemic hematopoietic cells. The focus is on intranuclear & cytoplasmic & cytoplasmic regulatory proteins which are involved in regulating proliferation in myeloid cells: RB, P53, RAF, GMCSF and interferon receptors and surface cytoadhesion molecules. Immediate availability. $22,000–$26,000. Contact Dr. A. Deisseroth, Dept. of Hematology, MD Anderson Cancer Center, Houston, TX.

207P Postdoctoral position for recent Ph.D. in molecular biology/biochemistry/molecular immunology to investigate genetic engineering of MoAb's for human tumors. Experience in molecular biology and protein chemistry preferred. Available Jan. 1994. $27,000 to $36,000 depending on experience. Contact Dr. Nai-Kong V. Cheung, Department of Pediatrics, Mem. Sloan-Kettering Cancer Cntr., NYC, NY 10021. 212-639-8401.

209P Postdoctoral in Carcinogenesis/Molecular or Cellular Biology. Conduct research on role of protein Kinase C in human melanocyte/melanoma growth and regulation. Avail. Sept. 1994. $25,000. Contact: Frank L. Meyskens, Jr., M.D., UCI Clinical Cancer Center, 101 City Drive, S., Orange, CA 92668.

210P Postdoctoral research position for Ph.D. in biochemistry, molecular biology, pharmacology or related field to study either polyamine metabolism or DNA repair. Studies on the role of ornithine decarboxylase in cell transformation and repair of alkylated DNA in resistance to alkylating agents. Available May 1994. $23,000–27,000. Contact Dr. A. E. Pegg, Dept. Cell. Mol. Physiol., Penn State Univ. Coll. Med., Hershey, PA 17033.

211P Postdoctoral positions (M.D./Ph.D.–US citizen/resident) available in: Gene therapy for cancer & gene transfer technology; T-cell apoptosis and activation; Perforin knockout—effects on immune responses. Funded by Training grant/individual grants; training in molecular or cellular techniques. Available immediately; $19,000–25,000. Dr. E.R. Podack, Dept. Mic/Imm, Univ Miami Schl Med, POB 016960 R-138, Miami, FL 33101.

212P Director molecular oncology gene insertion program. Rank/salary per experience. Limited teaching. Substantial setup funds and local support. Available July 1, 1994. Contact Dr. Robert M. Kliegman, Dept. of Pediatrics, Medical College of Wisconsin, 8701 Watertown Plank Rd., Milwaukee, WI 53226; (414) 266-4110. Equal Opportunity Affirmative Action Employer M/F/D.

213P Asst. to Assoc. Res. Prof. in genetic or molecular epidemiology to conduct independent & multidisciplinary laboratory based research within a highly interactive Cancer Prev. & Control Prog. at the AZ Cancer Ctr. Extremely limited graduate teaching required. Avail. July 1994. $50,000 to $60,000. Contact: David S. Alberts, M.D., AZ Cancer Ctr, Univ. of AZ, 1515 N. Campbell Ave., Tucson, AZ 85724. The Univ. of AZ is an Equal Opportunity/Affirmative Action Employer. Women & Minorities are urged to apply.

214P Clinical Pharmacologist/Medical Oncologist, M.D., Ph.D. or M.D./Ph.D. primarily devoted to the design and pharmacokinetic monitoring of clinical research trials. Send C.V. to William N. Hait, M.D., Ph.D., The Cancer Institute of New Jersey, 303 George Street, Suite 501, New Brunswick, NJ 08901.

215P Medical Oncologist, Asst/Assoc Prof level, M.D. or M.D./Ph.D. primarily devoted to laboratory research in the areas of molecular biology, immunology or pharmacology. Send C.V. to William N. Hait, M.D., Ph.D., The Cancer Institute of New Jersey, 303 George Street, Suite 501, New Brunswick, NJ 08901.

216P Medical Oncologist, Asst/Assoc Prof level, M.D. or M.D./Ph.D. primarily devoted to clinical research. The ind'l should have exp. in the design and conduct of clinical trials. Send C.V. to William N. Hait, M.D., Ph.D., The Cancer Institute of New Jersey, 303 George Street, Suite 501, New Brunswick, NJ 08901.

217P Highly qualified Cancer Clinicians and Researchers who have completed a residency in Internal Medicine will be eligible for this guaranteed 2 year training program, which will include a year of clinical experience followed by a year devoted to formal training in basic and clinical research. Send C.V. to William N. Hait, M.D., Ph.D., The Cancer Institute of New Jersey, 303 George Street, Suite 501, New Brunswick, NJ 08901.

218P Postdoctoral positions available. One position involves cell culture and cellular/molecular pharmacology to study drug-induced topoisomerase I and II-mediated DNA damage. A second position involves studies on the pharmacokinetics/pharmacodynamics of novel anticancer drug delivery systems. Send curriculum vitae and names of three references to: Thomas G. Burke, Ph.D., The Ohio State University College of Pharmacy, 500 W. 12th Avenue, Columbus, OH 43210, FAX: 614-292-7766.

219P Postdoctoral research associate desired to participate in studies examining the regulation of drug-induced apoptosis in human leukemia cells by oncogenes and PKC-related signal transduction events. Prior experience in signal transduction and/or molecular biologic techniques desirable. Position available Spring, 1994; start date flexible. Contact: Dr. Steven Grant, Division of Hematology/Oncology, Medical College of Virginia, P.O. Box 230, Richmond, VA.

220P Postdoctoral position for Ph.D. in biochem/pharmacol/related area with experience in molecular biology to study oncogenes, tumor suppressor genes and cell-cycle regulatory genes in the cytotoxicity of antitumor drugs in breast cancer. Stipends start at $25,000 per annum. Contact Dr. David A. Gewirtz, Dept. of Medicine, Medical College of Va. Box 230 MCV Station, Richmond, VA 23298.

221P Postdoctoral Position available for studies of human melanoma and melanocyte-specific genes. Experience in molecular biology/genetics is desirable. Interested candidates should send their curriculum vitae and the names of three references to: Dorothea Becker, Ph.D., Department of Medicine, University of Pittsburgh, BST E1050, 200 Lothrop Street, Pittsburgh, PA 15213-2582.

222P Postdoc or Associate Scientist in tumor biology. Conduct research on structure and function of tumor associated antigens, adhesion receptors and growth factors in invasion and metastasis, gene therapy with adenovirus antisense constructs. Available July 1, 1994. $25,000–32,000. Contact M. Herlyn, The Wistar Institute, 3601 Spruce Street, Philadelphia, PA, 19104-4268.

223P Research Scientist in Experimental Therapeutics. Ph.D. with 1–3 yrs. of postdoctoral experience. Conduct *in vivo* studies in combination chemotherapy, drug evaluation, and model development as related to cancer and other diseases. Available immediately. Competitive salary and benefits.

Contact Dr. William R. Waud, Chemotherapy Division, Southern Research Institute, P.O. Box 55305, Birmingham, AL 35255-5305. AA/EOE.

224P Research Veterinarian in Experimental Therapeutics. Licensed veterinarian, DVM. Experience with laboratory animals preferable. Conduct *in vivo* studies (cancer and other diseases). Monitor animal facilities for compliance with animal welfare regulations. Available immediately. Competitive salary and benefits. Contact Dr. William R. Waud, Chemotherapy Division, Southern Research Institute, P.O. Box 55305, Birmingham, AL 35255-5305. AA/EOE.

226P Postdoctoral Positions at Memorial Sloan-Kettering Cancer Center. Postdoctoral positions available immediately for molecular studies of transcription factor expression and function in hematopoiesis. Research will include characterizing recently cloned transcription factors and identifying additional transcription factors important in lymphokine gene expression and leukemogenesis. Applicants should have a Ph.D. degree and background in gene expression, DNA-protein interactions, antisense or ribozyme technology, or signal transduction. Send a letter of interest, curriculum vitae and names and phone numbers of two references to: Dr. Stephen D. Nimer, Sloan-Kettering Institute, RRL 717B, 1275 York Avenue, New York, NY 10021. Memorial Sloan-Kettering Cancer Center is an Equal Opportunity Employer.

227P Instructor/Asst. Prof. of Medicine. Postdoc. Exp. in Cell. Mol. Biol. Conduct translational res. in support of Clin. Bone Marrow Transplant Program: hematopoiesis, hem. growth factors, stem cell isolation, tumor/T-cell depletion, gene therapy, etc. Independent res. consistent with program goals encouraged. Avail. now. $45,000–$70,000. Contact Dr. R.K. Stuart, Hem/Onc Div. MUSC, 171 Ashley Avenue, 903 CSB, Charleston, SC 29425.

228P Postdoctoral position available for an individual interested in working on the virology, cellular immunology, or molecular biology of HIV. Research on Kaposi's sarcoma can also be considered. The approach is aimed at understanding the diversity of AIDS viruses and mechanisms by which the host can ward off disease progression. Send CV to: Dr. Jay Levy, UC San Francisco, CRI, San Francisco, CA 94143-0128.

229P Postdoctoral research fellowship available to study gene transfer approaches into hematopoietic stem cells. Canine, murine and human experimental systems will be used to evaluate retroviral mediated gene transfer of reporter and potentially therapeutic constructs into stem cells in long-term marrow cultures. Available July 1994. Contact Dr. I. Dubé, Dept. Pathol, University of Toronto, Toronto, Canada.

230P Sr. Scientist/Manager Cancer Pharmacology. Two to four years pharmaceutical industry experience in signal transduction mechanisms, MDR, immunology and/or tumor cell biology. *In vivo* modeling experience assessing chemotherapeutic agents required, FACS analysis a plus. Available immediately at $50,000 plus. Contact Dr. L. M. Adams, Sphinx Pharmaceuticals, 4 University Place, Durham, NC 27707.

231P Postdoctoral Researcher, tumor immunology. Develop in vivo model systems to probe tumor ganglioside modulation of immune responses and tumor progression. Position available immediately. Salary competitive. Contact Stephan Ladisch, M.D., Director, Center for Cancer and Transplantation Biology, Children's Research Institute, 111 Michigan Avenue, N.W., Washington, D.C. 20010-2970.

232P Postdoctoral Fellow/Research Fellow Position. Available from December 1994 for a recent graduate with a Ph.D. in cell biology or molecular biology interested in malignant transformation and cellular differentiation. Expertise in one or more of the following areas is desirable: molecular genetics, virology, or protein chemistry. Send curriculum vitae and names of three references to: Mark A. Israel, M.D., University of California, San Francisco, Department of Neurosurgery, HSE 722, Box 0520, 505 Parnassus Avenue, San Francisco, CA 94143-0520. Equal Opportunity/Affirmative Action Employer.

233P Postdoctoral positions available. Basic and clinical research programs focused on the genetic and molecular factors affecting P450 and MDR gene expression and P450 mediated metabolism of antineoplastics. Excellent environment and benefits. Salary: $25,000–27,200. Contact Dr. W. E. Evans, St. Jude Children's Res. Hosp., 332 N. Lauderdale, Memphis, TN 38101. ph. (901) 522-0663; fax 525–6869.

234P Royal Victoria Hospital, a major teaching hospital of McGill University, recruiting academic staff Medical Oncologist (Asst./Assoc. Professor). Preference for basic research interest; possible interaction with colleagues in areas of hematopoietic growth factors, bone marrow transplantation, pharmacokinetics, transgenics, oncogenes and transforming retroviruses, and clinical trials in the McGill Dept. of Oncology and new Pharmacokinetics Unit at the Royal Victoria Hospital. Board eligible/certified in Medical Oncology by Royal College of Canada, American Board of Internal Medicine or Corporation Professionelle des Médecins du Québec. Send C.V. to Dr. Brian Leyland-Jones, Division of Hematology/Oncology, Royal Victoria Hospital, Room A204, 687 Pine Avenue West, Montreal, Quebec H3A 1A1, Canada.

235P Postdoctoral Trainee Fellowships. Chemistry, Biochemistry, Cell/Molecular Biology, Epidemiology, Biotechnology of anticancer natural products. Requires Ph.D. in relevant field. Stipends: 24,500 to 35,000/yr. Contact: Tom Humphreys, Molecular Oncology, Cancer Research Center of Hawaii, University of Hawaii, 1236 Lauhala Street, Honolulu, HI 96815 (808) 586-2955.

236P Postdoc fellow to study molecular mechanisms of carcinogenesis in esophageal cancer, Barrett's esophagus, & ulcerative colitis. 2 yrs. pre/postdoc res. in mol. biol. tumor biol. Avail. July, 1994. $21,000–26,000. Contact: Dr. Stephen Meltzer, Div. of GI, Univ. of MD, 22 S. Greene Street, Baltimore, MD 21201.

237P Res Assoc/Postdoc Fellow to study altered genes and their expression in preneoplastic and malignant colonic and prostatic tissues. Emphasis on human cancers with *in situ*, molecular biologic, and cytogenetic methods; parallel studies with animal and *in vitro* models. Available now; salary neg. Contact Dr T Pretlow, Inst Pathology, Case Western Reserve U, Cleveland, OH 44106.

238P Postdoctoral Participant. Conduct research on molecular biology of human and rodent lung cancer. Potential areas for study include identification of epigenetic and genetic alterations during tumor progression with emphasis on correlating molecular events with discrete phenotypic changes and/or cloning and identification of novel cancer genes. Starting date to be arranged. $24,000. Contact Dr. David E. Bice, Education Coordinator, Inhalation Toxicology Research Institute, P.O. Box 5890, Albuquerque, NM 87185. (505) 845-1019.

239P Postdoctoral fellowship available in active transplantation immunology laboratory that focuses on stem cell biology. Techniques available include molecular biology, rare events cell sorting, long term bone marrow culture, live cellular imaging, and cellular immunology. Avail. July 1994, Salary negotiable. Contact Dr. Suzanne T. Ildstad, Director, Laboratory, Cellular Therapeutics, University of Pittsburgh, Pittsburgh, PA 15261.

240P Postdoctoral Fellow in toxicology. CIIT is a not-for-profit toxicology research institute that conducts mechanistic research in chemical-induced carcinogenesis. The position requires a recent Ph.D. in biochemistry, toxicology, molecular biology or related disciplines. Available immediately. $27,000/year. Direct inquiries to Mr. Bill Silber, CIIT, P.O. Box 12137, Research Triangle Park, NC 27709.

241P Tumor Biologist. Ph.D. and postdoctoral experience required. Develop *in vivo* and *in vitro* systems for evaluation of novel therapeutic agents. Contribute to team efforts of drug discovery. Available May 1994. Salary commensurate with experience. Contact: PDT Pharmaceuticals, Santa Barbara, CA 93117 Human Resources.

242P Postdoctoral Fellow: available immediately for studies of *cis* and *trans*-acting molecules that determine inducibility of human superoxide dismutase. This research offers a unique opportunity for the application of basic molecular biology to solution of toxicologically and medically important problems.The fellow will be funded by an ongoing training progam in Toxicology. Send curriculum vitae and three letters of reference to: Dr. Daret K. St. Clair,Graduate Center for Toxicology, 204 Funkhouser Building, University of Kentucky, Lexington, KY 40506-0054. Tel. (606) 257–3956; Fax (606) 323-1059.

243P Postdoctoral Fellow to join group studying the genes and proteins involved in the molecular basis for antifolate cytotoxicity. Projects involve cell cycle control, genomic and cDNA, site-directed mutagenesis, and protein chemistry. Salary is 25,000. Avail. September, 1994. Contact Richard G. Moran, Medical College of Virginia, Richmond, VA.

244P Postdoctoral Fellow: Full-time position is available concerning growth factors and peptides in carcinogenesis. Experience in tissue culture, molecular biology, receptor assays and second messengers preferred. Ph.D. in biochemistry, cell biology or molecular biology preferred. Available May, 1994. Salary $25,000–$35,000/year. Contact Dr. Terry W. Moody, NCI, BPRB, Rockville, MD 20850.

245P Associate Research Scientist: This position provides promising scientists, who are at beginning stages of their careers, with the opportunity to develop their own independent and/or participate in the ongoing research program in chemoprevention of cancer and nutrition and gene expression at a research institution dedicated to cancer prevention. The successful candidates should have a Ph.D. in biochemistry or a related field with research experience in carcinogenesis. Please contact Human Resources (NC), American Health Foundation, Valhalla, NY 10595.

246P Post-Doctoral position avail. 6/94. Applicant with a recent Ph.D. in Cell/Mol. Biol. should apply. Ongoing projects relate to the Biologic therapy of cancer including cytokine gene transduction for autologous tumor cell vaccine & TIL. Position avail. for 2–3 years with a yearly stipend of $33,000. Send C.V. to Robert O. Dillman, M.D., Hoag Cancer Center, 301 Newport Blvd., Newport Beach, CA 92658.

248P Postdoctoral Fellow to participate in molecular aspects of chemoprevention research, including preclinical analysis of chemopreventive agents, regulatory mechanisms of detoxification enzyme expression and the development of relevant animal models. Avail. immed. Contact Dr. Margie Clapper, Div. Population Science, Fox Chase Cancer Center, 7701 Burholme Ave., Phila., PA 19111; phone (215) 728-4301.

249P Postdoc, PhD, MD, or DVM; Recent. Training program. Avail immed or future. Molec and cell biol of carcinogenesis, mutagenesis, genetic tox; DNA damage/repair/mutation in specific genes; malignant transform of human/rodent cells; gene/chromosome transfers; growth factors and oncogenes. Only US citizens or perm resid. Contact Dr. David Kaufman, Dept. of Path. UNC-CH, Chapel Hill, NC 27599-7525.

250P Postdoctoral Fellowship, NIH Intramural Research Training Award, to study cellular mechanisms of preconception carcinogenesis. Requires 0–5 yrs. postdoct. experience, knowledge of gene expression, methylation, or mutation. $25,000–$38,000. Available immediately. Dr. Lucy M. Anderson, Lab. Comparative Carcinogenesis, NCI, FCRDC, Bldg. 538, Ft. Detrick, Frederick, MD 21702.

251P Res. Assoc. position in mol. biol. Ph.D. or equivalent required. Project involves study of αIIbβ3 integrin in tumor cell metastasis. Emphasis on the role of αIIbβ3 inside out and outside in signaling. Relationship to eico. biosynthesis and PKC activation. No teaching responsibilities. Avail. June 1994.$23–28K. Contact Dr. K.V. Honn, Dept. of Path., 431 Chemistry, Wayne State Univ., Detroit, MI 48202.

252P Res. Assoc. in Mol. Biol. Postdoc. position avail. Ph.D. or equivalent mol. biol. exp. required. Study of 12-LOX enzyme in tumor cells. Cloning of unique form 12-LOX in tumor cells. Baculovirus expression, and transfection antisense experiments related to study of role of enzyme in cell signaling and tumor cell metastasis. Avail. June 1994. $23–28K. Contact Dr. K.V. Honn, Dept. of Path., 431 Chemistry, Wayne State Univ., Detroit, MI 48202.

253P Postdoctoral research position in biochemical/molecular pharmacology to study the mechanism of interaction of 5-fluorouracil and interferon in colon carcinoma cells, including molecular studies of interferon action. Contact Dr. Edward Schwartz,

Dept. of Oncology, Albert Einstein Cancer Center, 111 East 210th Street, Bronx, New York 10467.

254P Postdoctoral Position—Cell Biologist: The Molecular Hematopoeisis Laboratory has an immediate opening for a cell biologist to study the role of homeobox genes in the regulation of hematopoiesis in transgenic mice and in cultured marrow cells. Contact: H.J. Lawrence, MD, VA Med Center (111H1), 4150 Clement, San Francisco, CA 94121.

255P Post-doc. Fellow in Pharmacology Dept. Conduct res. on growth factors in lung cancer. Peptide and receptor isolation, purification, and characterization. Construct cDNA libraries and expression cloning. Avail. June 1994. Salary $24,000+, depending on experience. Contact Dr. J. Siegfried, Dept. Pharmacology, U. Pittsburgh, Pittsburgh, PA 15261.

256P Assistant Research Scientist in Cancer Diagnostics. Postdoctoral experience a minimum, but more experience considered. Develop and standardize molecular assays for diagnosis and prognosis of cancer. Independent research program is encouraged in related field of interest desirable. Contact Dr. J. Galivan, Div. of Clinical Sciences, Wadsworth Center, NYS Dept. of Health, Albany, NY 12201.

257P New faculty member with interest & expertise in BMT. Opportunity to develop an institutional clinical research program for pediatric BMT. Interest in transplant for hematologic malignancies & acquired blood disorders, inherited diseases, and gene therapy is particularly desired. Board eligibility and experience in Pediatric Hemagology-Oncology and BMT required. Salary negotiable. Johns Hopkins Univ. School of Medicine is an Equal Opportunity/ Affirmative Action Employer. Contact Dr. Curt Civin, Ped. Onc. Div., 600 N. Wolfe Street, Onc. 3–109, Baltimore, MD 21287.

258P Post doc position to study the regulation of ornithine decarboxylase gene expression during epidermal tumor development. Approaches include reporter gene transfections, band shift and footprint analyses, and protein purification. Exp. in biol. and cell culture preferred. Avail. immed. Contact Dr. S.K. Gilmour, Lankenau Medical Res. Ctr., 100 Lancaster Ave., Wynnewood, PA 19096.

259P Postdoctoral Fellow in human carcinogenesis. Laboratory Research will focus on analysis of replication errors in specific human cancers, exp. colorectal, ovary, and endometrium. Genes whose expression is altered by replication, errors will be identified. Available immed. Contact Dr. T.G. O'Brien, Lankenau Med. Res. Ctr., Wynnewood, PA 19096.

263P Assoc. Member (tenure track) in Mol. Epid. Postdoc., independent research exp. Conduct independent res. on measurement of exposure to carcinogens, assays of susceptibility factors. Participation in seminars required/no other teaching resp. Avail. June, 1994 $35–45,000. Contact Dr. W.T. London, Div. of Population Science, Fox Chase Cancer Center, 7701 Burholme Avenue, Philadelphia, PA 19111.

264P Post-doctoral position for PhD in molecular biology, virology or immunology. NIH sponsored studied of viral carcinogenesis and immunology using an animal model of peripheral nerve sheath and pigment cell tumors in a marine fish. Avail. Sept. 1994. $25,000. Contact: Dr. Michael Schmale, RSMAS/MBF, University of Miami, Miami, FL 33149.

265P Assoc. Scientist/Scientist in Immunology Research—MS/PhD. Min. 6 yrs Immuno/Biochem research performing multi-color flow cytometry product feasibility studies for clinical applications. Patents or publications a must. Coulter Technology Center, P.O. Box 169015, M/C 31-BO2 ATTN: WB, Miami, FL 33196-9015.

266P Rsch Scientist II/Asst Professor, OB/GYN, Division of Gyn Oncology. (3 yr funding) Delineate molecular oncogenesis of human ovarian surface epithelium. Studies draw upon a readily available source of human clinical materials, with a focus towards understanding genetic alterations in ovarian carcinomas and stroma-epithelial interactions in the human ovary. Req Ph.D. and several yrs exp in cell & molec bio. Please submit curriculum vitae and names and address of three references to: Rebecca Chandler, Employee Relations, Cedars-Sinai Medical Center, 8723 Alden Drive, SSB 610, Los Angeles, CA 99048.

267P Fellowships are available in epidemiology/ biostatistics to candidtes with a variety of academic, clinical and research backgrounds who have a medical/doctoral-level degree, or pursuing such a degree in a relevant area of biomedical research. Special interest areas include: • occupation • radiation • diet/nutrition • genetics • infectious agents • lifestyle factors • medications • environmental pollution • statistics & methods development.

268P Postdoctoral position to study cellular and molecular biology of stromal-epithelial and/or epithelial-extracellular matrix interactions in normal and malignant mammary epithelial cells. Experience in cellular and molecular biology and biochemistry desirable. Avail. July 1994. Contact Dr. Margot Ip, Roswell Park Cancer Inst., Elm and Carlton Sts, Buffalo, NY 14263. Phone (716) 845-2356. Fax (716) 845-5885.

269P Director, Pharmacology. Establish and manage new Pharmacology Department for a young Pacific Northwest biotech corporation. Oversee pharmacological testing of potential antiviral/anticancer drugs from research through preclinical trials. Ph.D. Pharmacology or related discipline, 7–10 years in academia and industry, and experience with preclinical studies and IND preparation. Contact Miller+Miller, (206) 822-3145.

270P New Hamsphire—BE/BC Hematologist/Oncologist sought by progressive Level II 1/2 hospital affiliated with nationally known tertiary cancer center. Academic appointment available (oncology fellowship program) and opportunity to conduct clinical trials. Physician to join two subspecialists in private practice (100% Hem/Onc). Excellent salary, plus incentive. Quality lifestyle in a suburban, semirural locale, a short drive from Boston, the seacoast, the White Mountains and Lakes Region. Send CV or call: Maureen F. Halton, Health Search Network, 1173A Second Avenue, Suite 338, New York, New York 10021 phone: (800) 221-2712.

272P Post-Doctoral Fellow position available immediately to PhD in Molecular Bio, Pharmacology, or related science. Research on mechanism of antiviral antisense oligonucleotides and other anticancer and anti-AIDS drugs.

273P Several Res. Asst. Prof. and postdoctoral positions available to clone and characterize many novel genes responsible for various characteristics of malignant cells (see PNAS 91, 3744, 1994). Experience in cell./mol. biology required. Avail. immediately. Contact Dr. I.B. Roninson, Dept. of Genetics, Univ. of Ill. at Chicago (m/c 669), Chicago, IL 60612-7309. UIC is an EO/AA employer.

274P Research Opportunities for M.S. or Ph.D. Molecular Biologist or Immunologist: CytoDiagnostics is a leading national urology diagnostics biotechnology company, 10/1/93 rank 320th of 500 fastest growing venture-backed companies in the nation. Seeking full time, highly motivated individual to conduct basic and applied research with senior staff in an aggressive R&D department on: bladder, kidney and prostate cancer novel biomarker discovery and characterization. Strong molecular biology or immunology background is required. Competitive salary and excellent benefits.

275P Postdoctoral position, to study the mechanisms by which xenobiotics (particularly peroxisome proliferators) induce or promote hepatic carcinogenesis using whole animal, cell culture and transgenic models. Available now; salary negot. Contact: Dr. Howard P. Glauert, University of Kentucky, 219 Funkhouser Bldg., Lexington, KY 40506-0054. FAX: 606-257-3707.

276P Post. Doctoral position in mol biol/biochem. Study post-transcriptional regulation of estrogen receptor expression in breast cancer. Contact Dr. M.B. Martin, Lombardi Cancer Res Center, Georgetown U., S-Level, 3800 Reservoir Rd, NW, Washington, DC 20007.

277P Postdoctoral Fellow: To join clinically oriented cancer research program. Current areas of research include: regulation of glutathione levels in tumors, resistance to chemotherapy, oncogene expression in ovarian tumors. Funded by NIH Training Grant—must be U.S. citizen. Contact: Dr. Marie Hanigan, Box 439, School of Medicine, University of Virginia, Charlottesville, VA 22908.

279P Research Scientist/Human Cancer Immunology will develop cancer specific immunological assays, such as CTL assays, for use as a measure of biological response in immunotherapeutic clinical trials. Will perform *in vivo* analysis of CTL responses in patients with various tumor types and derive tumor and CTL cell lines for use in identifying and cloning CTL epitope genes. Requires Ph.D., plus 2–5 years of post doctoral experience and expertise in molecular biology, immunology, biochemistry or cell biology.

280P Research Scientist/*In Vivo* Pro-drug Activation will develop the *in vivo* transduction of tumor cells with vectors expressing conditionally lethal genes, such as HSVTK, potentially in conjunction with lymphokine genes. Requires Ph.D., plus 2–5 years of post doctoral experience in molecular biology, immunology, biochemistry or cell biology.

281P Research Scientist/Immunobiology will develop and execute experiments to investigate the humoral response and T cell help (T_H1/T_H2) involved in immune response generated by retroviral vectors encoding HIV or other protein antigens. Requires Ph.D. in cellular immunology with 1–5 years relevant post-doctoral experience.

282P Research Scientist/Animal Cancer Immuno-Therapeutics Studies will test various *in vivo* gene transfer approaches to cancer immunotherapy in animal tumor model systems, mostly murine. Includes testing the efficacy of novel lymphokine gene constructs in conjunction with the pro-drug activation group. Requires Ph.D., plus 2–5 years of post doctoral experience and expertise in cell biology, cancer immunology, biochemistry or cell biology.

283P Research Scientist/Viral Therapeutics will research and develop high titer producer cell lines expressing a drug activated gene system and potency assays for drug activated gene system, and develop new second generation packaging cell lines. Requirements include Ph.D. and a minimum of 3 years relevant post-doctoral experience. Expertise in cell/molecular biology techniques.

284P Assoc. Res. Scientist. Recent PhD in Molecular Cell Biology, Biochemistry, Pharmacology, or Pathology. Exp. in area of Carcinogenesis desired but not required. Conduct research on molecular aspects of the regulation of sulfotransferase expression in normal and cancerous tissues. Emphasis is on identification of important isoforms, tissue specific expression patterns, and mechanisms underlying sexual dimorphic expression patterns. Avail. June 1994. $23,000–$27,000.

285P Post-doctoral/Scientist in Molecular or Protein Biology. Position focuses on Research/Development of cell cycle and senescence-related technologies as cancer therapeutics. Position available immed.; some flexibility as to start date. $29K–$50K depending on experience. Contact Dr. Deborah Wilson, Laboratory Director, AGIS Pharmaceuticals, 1709 Dryden Rd, Suite 200, Houston, TX 77030; FAX: (713) 799-1465.

286P Postdoctoral position to study tumor cell motility and invasion and role of growth factors, adhesion receptors (integrins and cadherins), and signal transduction in breast cancer and squamous cell carcinoma. Experience in protein biochem. and/or mol. biol. desirable. Available 7/94. Contact Dr. Randall Kramer, UCSF, Dept. Anatomy and Stomatology, Sch. of Medicine and Dentistry, Box 0512, San Francisco, CA 94143. Voice: 415-476-3274/Fax: 415-476-4204.

287P Research Associate in Mol. Bio. Assist in construction of expression vectors and in quantification of cytokine messages in cells by PCR and RNAse protection. BA or equiv. 2–4 yrs exp. in Mol Bio. Strong written and oral communications skills. Contact Prof. Staffing, Applied Immune Sciences, 5301 Patrick Henry Drive, Santa Clara, CA 95054 FAX: 408-980-5888.

288P Assay Devlpt. Spec. Design, develop and complete validation of new or improved raw materials testing and final product release analytical methods for transfer to QC. Focus on devlpt. of biochemical and immunological methods. 4–6 yrs bio or chem. lab experience; 3–5 yrs methods devlpt. exp. Knowledge of cGMP/GLP essential. Contact Professional Staffing Applied Immune Sciences, 5301 Patrick Henry Drive, Santa Clara, CA 95054. Fax: 408-980-5888.

289P Research Associate in Cancer Biology. Support projects directed at cell and gene therapies for human cancer. Tissue Culture and functional assays on human T-lymphocytes. BA/BS; 1–4 yrs exp. in immunology. Strong written and oral communications skills. Contact Prof. Staffing, Applied Immune Sciences, 5301 Patrick Henry Drive, Santa Clara, CA 95054 FAX: 408-980-5888.

290P Postdoctoral Res. Associates to conduct collaborative research in structural biology group. Group interest centers on membrane proteins involved in signalling, adhesion and HIV virus attachment. Positions in NMR structure determination and Biology/Molecular Genetics. Avail. May 1994. $24,000 to $26,000. Contact Dr. J.R. Starkey, Dept. Microbiology., Mont. State U., Bozeman, MT 59717.

291P Postdoctoral fellowships in cell and molecular biology. Candidate will join ongoing research activities in (A) use flow cytometry to determine cell cycle gene expression in human cells. (B) Construct and use transgenic mouse models to study the function of human DNA repair genes *in vivo*. Annual stipend $>$40,000. Recent Ph.D. (within 2 yrs) or Ph.D. candidates contact Dr. David J. Chen, Life Sciences Division, Los Alamos National Lab. MS-M888, Los Alamos, NM 87545.

292P Research Associate: to work in laboratory studying potential tumor markers. Candidate must have experience in molecular biology, cell culture & protein chemistry including enzymology. Position will be open approximately two years. Contact Dr. Larry Smith, Snyder Research Foundation, Winfield, KS 67156.

293P Postdoc. Cell and Molec Biol. Conduct research on interaction of protein kinase C and cell cycle control pathways—melanoma and melanocytes. Study regulation, activation, and inhibition of cyclins, CDks etc by protein kinase C regulators. NIH Grant funded position. Avail May 1994.

294P Pharmacologist to perform small animal pharmacology studies who has extensive experience working with human tumor xenografts & a working knowledge of tumor biology & immunology. Experience with inflammatory models, viral infection models, histology & immunocytochemistry desirable. Requires Ph.D., D.V.M. or M.D. & minimum 2 years—Post-Doc experience.

295P Studies of gene-environment interaction. Molecular biologist/toxociologist to study human genetic susceptibility markers in environmental exposure-induced disease. Individual will participate in on-going development of PCR-based methods for detection of "at-risk" genotypes for carcinogen-metabolism genes (such as glutathione transferase M1, aryl hydrocarbon hydroxylase, and n-acetyltransferase) and other genes that modulate exposure, DNA damage and disease. These assays will be applied to multiple-endpoint molecular epidemiology studies of genetic toxicology and cancer. Project will also involve development of highly sensitive PCR-based methods for the detection of mutations in nontumor/tumor tissue from individuals with high levels of chemical and radiation exposure. Samples from numerous human studies are available for anlaysis and additional studies are in progress. Experience with PCR and DNA sequencing desirable.

Excellent resources and opportunities for collaboration in a growing program. Salary $25–38K based on experience. Applicant must have less than 5 years postdoctoral experience. Available immediately. Contact Dr. Douglas A. Bell, Laboratory of Biochemical Risk Analysis C3–03, NIEHS, PO BOX 12233, Research Triangle Park, North Carolina 27709. 919-541-7686.

296P Research Fellow in Experimental/Therapeutics. Generate enzyme mutants and enzyme conjugated antibodies. Avail. immediately. $25,000–$30,000. Contact Dr. Shiuan Chen, Div. of Immunology, Beckman Res. Institute of the City of Hope, Duarte, CA 91010.

298P Post-doctoral Fellow to conduct research on use of implanted systems for delivery of radio/chemosensitising drugs. Available April 1, 1994. $27,500 (Canadian).

299P PhD with some experience in Molecular Bio. to work on the molecular mechanism of hormone resistance of prostatic carcinoma cells.

300P Clinical Trials Management. Job Opportunity to explore, develop, and monitor offsite investigations of New Diagnostic Reagents; to participate actively in planning for company's overall clinical trial strategy; and to analyze data and generate reports for submission to govt agencies. Cand. with med. oncology and diagnostic lab. exp. sought to add comp. skills in areas of quant. cytometry, image analysis, fluorescence microscopy, and to work in group with expertise in med. genetics, molecular bio, and cytogenetics.

301P Post Doc Res position to study chemokine receptor antagonist. Molecular Pharmacol. Receptor Ligand binding, cell biology and signal transduction.

302P Post-doc Fellow/Research Associate with Career Advancement. Ph.D. with 0–2 yrs exp. req. in PAH carcinogenesis. Examine the metabolic fate and genotoxicity of PAH *o*-quinones produced by dihydrodiol dehydrogenase. Synthesize PAH *o*-quinones and their conjugates as stds. for metabolism expts. in hepatocytes. Synthesize PAH *o*-quinone-DNA adducts, elucidate structures by 2D-NMR. Use ^{32}P-post-labeling/or RP-HPLC to measure DNA adducts in whole cells. Avail. Dec 1994, $22,500–$30,000. Contact Dr. T. M. Penning, Dept. of Pharm., Univ. of Penn. Sch. of Med.

303P Postdoctoral positions to investigate the pharmacokinetics and pharmacodynamics of anticancer drugs and the genetic correlates of anticancer drug action. Experience in cancer pharmacology, pharmaceutics, and/or molecular biology/genetics desirable. Available immediately. $22,000–$30,000.

304P Positions Open at Univ. of Arkansas Cancer Center (Avail. Immed.): 1) Flow Cytometry/Cell Imaging. Post Doctoral Fellow/Research Associate with 2–3 yrs. of exp. 2) Basic Molecular Biol., incl. Northern/Southern/Western blotting, DNA and RNA PCR. Post Doctoral Fellow/Research Associate with 2–3 yrs. exp. Comp. salaries.

305P Postdoc. pos. available in active and diverse group of MD's and PhD's to study molec. aspects of cancer. Required working knowledge of mol. and cell biol. tech. Mt Sinai Medical Center, Div. Neoplastic Dis. Fax C.V.: (212) 996-5758.

306P Res. Asst./Post Doctoral/Junior Faculty, to work on development of cancer vaccines with emphasis on melanoma and breast cancer. PhD req. Competitive salary. Avail. Fall 1994. (East Side N.Y.C.).

309P Postdoctoral in Molecular Immunology. Research focuses on TGF-β mediated cancer cell-resistance to tumor necrosis factor. Position available immediately. Experience in molecular biology and/or immunology is required. Contact Dr. N.S. Chang, Laboratory of Molecular Immunology, Guthrie Research Institute, Guthrie Med. Ctr., Sayre, PA 18840; (717) 882-4620 (Tel): (717) 882-5151 (fax).

310P Postoctoral Post. Project aims are to determine action mechanism of gene (NM23) on met. breast canc. disease using ELISA, Mol. Biology and immunohistochem. techniques. Work with athymic nude mice. Start July 1994, (3 yrs) Sal. $20K +; Contact: Dr. Tim Kute, Bowman Gray Sch of Med, Medical Center Blvd. Winston-Salem, NC 27157-1072.

311P Postdoctoral pos. in signal transduction/oncogenes and cancer chemotherapy, with emphasis on Ras and pancreatic cancer. Ph.D. in biochem., cell/mol. biol., or pharmacol. required. Avail. now. Contact: Pamela L. Crowell, Ph.D., Dept. of Biology and the Indiana Univ. Cancer Center, 723 West Michigan St., Indianapolis, IN 46202, (317) 278–1144.

CANDIDATE LISTINGS

1C Ph.D., 1984, Molec./Cell. Biol./Pathobiol.; Neoplastic cell markers, immunohistochemistry, histochemistry, light/fluor./electron microscopy, image analysis, cell culture, cell biol. techniques, computer literate; 26 peer-rev. publ., 13 abst.; Seek acad./indus./gov. research position; Avail. immed.; No geog. pref.; Salary negotiable.

2C Ph.D., mid-1994, Molecular Pharmacology; Plasma membrane transport of MDR and antifolate drugs, bioenergetics, tissue culture, Northern and Western blots. Seek acad./indus. postdoc involving oncogene or tumor suppressor gene expression/regulation. Avail. Sept. 1994. Prefer Research Triangle area. Salary negotiable.

3C PhD Student (Expected graduation-08/94), B.S. (Pharm-1988) Multidrug resistance, Cell culture, *In vitro* & *In vivo* cytotoxicity studies, Pharmacokinetics & Pharmacodyamics drug disposition, computer methods and modelling Research Assistant, Pharmaceutical R&D, CIBA-GEIGY 1988–90. Seeks Postdoc./Research Associate in indus./acad. Avail. Aug. 94. Salary negotiable.

4C Ph.D., 1992, Bioengineering/Tumor immunology. Small animal surgery, immunohistochemistry, quantitative morphology, flow cytometry, cytotoxicity/bioactivity assays, biochemical assays, ELISA, RIA, MAb ascites production, tissue culture, paraffin and frozen sectioning. Postdoc. 1 yr. in Biochemistry-therapy of cancer cachexia and LPS-induced sepsis. Seek acad./indus. research position. Avail. Autumn 1994. Prefer mid- or northwest, will consider all areas.

5C Ph.D., 1992, Biochem./Molec. Biol.; background in signalling and gene expression in regulation of growth/cell cycle/differentiation using tissue culture, Nor/Sou/West. blots, cloning, transfections, immuno-ppt., and measuring receptors, calcium, and cell prolif. Seek acad. postdoc. research position studying signal transduction in growth control/senescence/apoptosis as related to cancer. Postdoc. 2 yrs. Avail. 6/95.

6C Ph.D., 1991, Biochemistry-endothelial cells, tissue culture, receptors, radiolabeling, immunofluorescence. Postdoc. 3 yrs; hepatocarcinogenesis, biochemical markers, methods development ELISA, Western blot, SDS-PAGE, cytotoxicity and cell proliferation assays, enzymology. Some Mol. Biol. tech, Med. biochem. teaching 6 yrs exp. Seek acad/indust/research position. Avail Jun. 1994. Salary negotiable. No geographic preference.

8C Ph.D., 1988, Molec./Cell Biol.: Tissue culture, Animal models, experimental therapeutics in anticancer drugs, Northern/Southern/Western blot, RNA probe, Biochemical analysis. Postdoc 4 yrs. Seek acad/indus. research position. Avail. June 1994. Prefer California or East Coast. Salary negotiable.

9C M.D., 1962, Ph.D., 1968, Molec./Cell. Biol./Exp. Thera.; Isolation of nucleoli and nuclei. RNA Polymerase assay, RNA structure (snRNA;4.5S RNA I sequence and Trimethyl G cap structures), snRNA function (U3RNA in rRNA synthesis), Drug effects on RNA metabolism. Research and Teaching experience for 11 years. Seek Acad./Indus./Govern. Research Position. Avail. Now. Prefer Houston Area.

11C Doctor of Biol., 1979 Mol./Cell. Biol. neurotrophic factors, tissue culture, cell matrix interactions/inv. assays, surface rec./binding assays/Scatchard analysis. Plasmid/cDNA pur., mRNA in situ hybridization, sense/antisense probes, immunohistochemistry, clinical sample analysis., *in vivo* exp. involving nude mice. 22 manuscripts c.v., grants. Seek acad./indus. res. position. Avail. immed. Prefer West/Southwest/Southeastern states. Salary neg.

12C M.D., 1973, Ph.D. 1985, Experim. Pathology/Viral and Chemical Carcinogenesis (liver, pancreas), Pathohistology, electron microscopy, enzyme histochemistry, immunostaining, autoradiography, morphometry, markers of human and exp. tumors, cell culture, adhesion factor purif./characteriz. (chromatography, PAGE, blots, assay). 30+ publications, 2 patents, AvH & NIH grantee. Some teaching and editor exp. Seek acad./indus./gov. position. Avail. July '94.

13C Ph.D. 1989: Human Radiation Cytogenetics; Tissue culture, chromosome aberrations, chromosome banding, FISH technique, cell cycle kinetics, DNA-repair techniques, survival assays, flow cytometry, HPLC, DNA isolation, hybridization, growth factors. Postdoc 4 yrs. Seek acad./indus. research position. H-1B Visa status. Salary negotiable.

14C M.D., Ph.D., 1990, Molec. Pharmacol.; Nucleoside, antisense oligo metabol. in cells; Human, viral enzymes involving nucleoside, DNA metabol. Postdoc. 4 yrs. Seek acad./indus. research position. Avail. Sept. 1994. Geogr. area negotiable. Salary negotiable.

15C Ph.D. expected 1994, Biochem.; Yeast genetics; enzymology; protein purification; molecular biology; cell culture and cytotoxicity; chemotherapeutics, structure-function and delineation of

mechanism of action. Seek academ./govt. postdoc. No geographic preference. Avail. Jan. 1995.

16C Ph.D., 1984, Pharmacol.; Orthotopic modeling, preclinical screening vs primaries and metastases, xenografting fresh clinical specimens, nude rodents, tissue culture, clonogenic assay, flow cytometry, isolated perfusion of tumor-bearing organs, tumor blood flow. Postdoc. 4 yrs; Teach Pharmacol./Physiol. Seek acad./indus. research position. Avail. Sept. 1994. Salary negotiable.

17C Ph.D., expected 1994; M.S., 1989, Biophysics/Carcinogenesis DNA damage *in vitro* & *in vivo*; Tumor promotion cell models; Cell culture; DNA extraction; HPLC electrochem. detn.; Seek acad./ind. postdoc./research position; Avail. Sept. 1994; No geographic preference; Salary negotiable.

18C Ph.D., 1989. Basic Medical Sciences with a specialization in biochemistry. Protein purific./character., DNA repair enzymes, DNA alkylating drugs, Northern/Southern/Western blots, 2-D electrophoresis, antibody characterization. Seeks acad./ Indus. research position with possibly some teaching. Avail. June 1994. Salary negotiable.

20C M.D. (Heidelberg, Germany), 1990, Cancer Pharmacol., Anticancer drug study *in vitro* & *in vivo*, various enzyme assays, Northern/Western blots, flow cytometry and genetic studies etc. Extensive experiences in drug resistance study with over 30 original publ. Postdoc. 3.5 yrs. Seek acad. or indus. research position. Avail. immediately, salary negotiable.

21C Ph.D. 1984 Bioorganic chemist. Oligonucleotide synthesis incl DNA, RNA, phosphorothioate, conjugates, large scale, etc. Extensive bioanalytical methods experience, incl. high field NMR. Isotopic synthesis and methods in nucleic acids and amino acids incl. patent. 2 yrs manager of oligonucleotide synthesis facility. Available March 1994. Will relocate.

23C PhD 1991 Molecular Biology; 3½ yrs. postdoctoral, Cell Biology/Cancer Biology; Transgenic mice, DNA damage and repair assays, mitogen and growth factor assays, tissue and bacterial culture, retrovirus and plasmid expression constructs, Southern/northern/western blots, DNA and Ab probes. Available July 1994. Salary negotiable.

24C Ph.D., 1993, Molec./Somatic cell Genet.; Microcell mediated chromosome transfer, tumorigenicity assays, tissue culture DNA probe work, *in situ* hybridization, PCR, DNAse protect. assays, Apoptosis. Postdoc 1 yr, Teach. exp. Seek postdoc or research position. Avail. Sept. 1994.

25C Ph.D. candidate seeking postdoctoral position. Research interests: chemoprevention, animal models of mammary cancer, tumor biology, DNA adducts, oncogene activation/expression. Experienced in the following techniques: HPLC, PCR, ELISA, tissue culture. Available Spring 1995.

26C Ph.D. expected 1994, Molec./Cell. Biol., Tissue Culture, Drug-DNA interactions, QPCR, Sequencing, FAAS, Circular Dichroism, Alkaline Elution, Bis (platinum) Compounds, Electron Microscopy, Transfection, Luciferase Transcription Analysis, 3 yrs prior research exp., Seek acad./indus. postdoc. Avail. Fall 1994, Salary Negotiable.

27C Ph.D., 1990, Toxicology; DNA cloning, transfection, euk. gene expression, chem. transformation, tissue culture (lines & human pri.), tumorigenicity in nude mice, in vitro transcription, PCR, DNA sequencing, PCR-SSCP, mob. shift, footprinting, Southern/Western blots, Immuno. analysis. Postdoc. 4 yrs. Teaching exp. Seek Acad./indus. research position. Available ASAP. Salary negotiable.

28C Ph.D., 1981, Human genetics/Mole. Cytogenetics; Tissue culture, Southern blots, FISH, CGH, Microdissection, PCR technology, Post doct. 6 yrs. Teaching 5 yrs. Seek acad./indust. research position. Avail. June, 1994. Prefer Northeastern states. Salary negotiable.

29C Ph.D. expected mid-1994; Molec. Gen./Micro.; Tumor Immunol.; euk. gene transfection/expression; tissue culture; flow cytometry; recombinant DNA techniques; immunol. assays; PCR; cytokine bioassays; receptor binding studies; animal handling; Southern/Northern/Western. Seek postdoctoral position. Available Sept. 1994. Prefer East/ West Coast.

30C Ph.D., expected late 1994. Molec. Epid./Carcinogenesis; Experience in PCR, Northern/Southern blots, sequencing, cell culture, DNA probes. Seek postdoctoral position (acad./govnt.). Avail. Jan. 1995.

31C Ph.D., 1992, Pharmacol./Toxicol.; DNA adducts, biomarkers, mechanisms of toxicity, metabolism/kinetics, cell culture, HPLC (UV, Fluor, EC), GC, histology, male repro. tox.; Postdoc. 2 yrs., Teach. exp. 1 yr., Seek indust./acad. investigational research pos., avail. May, 1994.

32C Ph.D., 1987, Biochem/Enzy; Cell culture, Membrane proteins, Purifi. Peptide Abs. Kinase, Immuno ppt. Flu Microsco. Cell differen. Transcription, mRNA, DNA sub cloning & Sequencing, Northern/ Southern/Western/Gel shift/Dot blot. Res. Asso. 5 Yrs. Seek Acad./Indus. Research position. Avail. June 1994. Prefer East/South/Midwest. Salary negotiable.

33C M.D., 1983; BC Int Med & Med Onc; Carcinogenesis/Molec & Cell Biol/Clinical Trials; Oncogenes; cytokines, cell & tissue culture, transfection, PCR, SSCP, DNA sequencing, transfection, Northern, RNase Protection, plasmid cloning, cell fractionation, radiolabeling; 3 yr H/O fellowship with clinical and basic research, 2+ yr postdoc; teaching exp; seek acad position, basic and clinical research; avail summer/fall 1994.

34C Ph.D., 1991, Biochem.; Animal surgery, cell culture, enzyme & protein assays, radioisotope labelling/incorporation experiments, dose response and time course experiments, electrophoresis, ion-exchange & HPLC chromatography, Northern/ Southern/Western blots, DNA probes, sequencing, transfection studies, cloning & recomb. DNA, PCR, immunoppt. and metab. labelling exp. Postdoc 2.5 yrs, Teach. asst. exp. 1 yr. Seek acad/indust/govnt research position. Avail Aug. 1994. Prefer west coast states. Salary neg.

35C Ph.D. 1994, Envir. Health Sciences/Toxicology; Carcinogenesis, molecular epidemiology, protein adducts, GC-MS, HPLC, LC, methods development, *in vivo* studies, radioisotopes, amino acid analysis, statistics and computers. Highly motivated, personable; seek industry/government research position. Available May 1994. Salary Negotiable.

36C Ph.D., 1992, Bioinorganic Chem.; Northern/ Nuclear Run-On analyses, gene regulation, cancer cell culture, metalloproteins, ESR, 500 MHz NMR. Postdoc. exp. 2 yrs. Seek indus./gover. research position. Avail. June 94.

37C MD, Ph.D; Developing a novel immuno-computer method for cancer detection. First commercial product will be created within two years. Seek a position in industry or research to expand and accelerate the work on this project. Available Aug. 1994, salary negotiable.

38C Ph.D., 1988, Genetics; Cancer Cytogenetics/ Molecular Cytogenetics (FISH, comparative genomic hybridization)/Tissue culture/Tumor Biology. Postdoc 5 yrs., Seek academic/clinical/research. Avail. June, 1994. Prefer Northeast; Midwest. Salary negotiable.

39C Ph.D., 1994, Immunol. Molec./Cell. Biol., Tissue culture, Transfections, Northern/Southern/ Western blots, cytotoxicity, MTT, murine assays, NK assay, Receptors. Postdoc. 1 year, Seek acad./indus. research position. Avail. Summer 1995. Salary negotiable.

40C Seeking senior scientist position in drug development/testing industrial company. Ph.D. 1983 in Cell Biology. 10 year research experience in preclinical pharmacology *in vitro* and *in vivo* models, drug resistance and tumor biology. 7 years experience as lab manager for 10–15 people. Prefer location north of Boston to southern N.H. Available summer 94. Salary $63K, negotiable.

41C M.D., Ph.D., 1990, Biochem/Molec. Biol.; Cancer invasion, cell matrix, angiogenesis, cell culture, molecular cloning & gene expression, DNA sequencing, blots & hybridization, protein purification. Postdoc. 2 yrs. Seek research/postdoc. position. Avail. Nov. 1994. Salary negotiable.

42C Ph.D., 1992, Chem., Chemical carcinogenesis, environmental toxicology, DNA damage by aralkylation and adducts assay; nucleic acids, purine & pyrimydine derivatives and metabolism; site directed mutagenesis; cancer chemotherapy. Org. synthesis, UV/CD/IR/NMR/MS, HPLC/TLC/GC, gel electrophoresis, radioisotopes, liquid scintillation spectroscopy, RNA/DNA isolation & purification, small lab animals, computer modelling. Postdoc. 2 yrs., teach exp., Seek acad./indus./govt. position. Avail. April 1994. No geographic preference. Salary negotiable.

43C PhD., 1994, Tox/Env Health Science; *In Situ* Hybridization, Statistics, Epidemiology, Sequencing, Northern/Southern Blots, Cell Culture, Oncogenes. Seek acad. indus. govt. postdoct. position. Avail. Jan. 1995. Will relocate. Salary negotiable.

44C Ph.D., 1990. Molec./Therap. Biol.; Tissue culture. Virus, DNA vectors, surface receptors, Northern/Southern/Western blots. DNA probes, immunol. analyses, oncogenes. Postdoc. 3 yrs., Teach. exp. 3 yrs. Seek acad./indus./govt. position. Avail. September 1994. Salary negotiable.

45C Ph.D., 1990, Biochem./Biophys. (Australia); Postdoc., 3 yrs Mol. Biol./Biochem./Drug resistance (USA); Prot Chem Mutagen/Purif & Enzymol; Southern/Northern/Western & essential Mol. Biol.; Tissue culture; HPLC & broad experience in biochem. analysis (*in vitro/vivo*); Interest: Cancer Gene Therapy or Chemoprevention for further 2 yr Postdoc.; Available Sept 1994; Salary negotiable; Prefer West Coast.

46C M.D., 1970. Surgeon/Oncology/Biochem./ Genetics; Tissue cul., Prim. cell cul., Karyotype, DNA/RNA isol., Southern/Nor./Wes. blots. DNA probes. cDNA/genomic cloning. mam. gene expres., HPLC, Protein purif./characteriz./sequ., Enzyme assay, Postdoc. 5+ yrs. Seek acad./indus./gov. research position. Avail. Aug. 1994. Salary negotiable, No geog. pref.

47C Ph.D. 1994. Cell Biol.; Microscopy-light, SEM, TEM, confocal, fluorescence; Cytocyhemistry; macrophage activation, macrophage-tumor interaction; fluorescent probes; cell culture; ELISA; cytokines. Teach. exp. 5 yrs. Seek postdoc/research position. Avail. Jan 1995. Salary negotiable.

48C Ph.D., 1980, Carcinogenesis; Advanced research experience and recognized contributions in the area of carcinogen-DNA adducts. Protein adducts. Oxidative DNA damage. Molecular Epidemiology. Laboratory techniques include: HPLC, GC, TLC, ^{32}P-postlabeling assay, immunoassays, Ames and mouse lymphoma assays. Interested in applying molecular techniques to resolve issues in chemical carcinogenesis/genetic toxicology. Seek industry/ government/academic position.

49C Ph.D., 1992. Medicinal Chemistry, Molecular Pharmacology & Toxicology. Carcinogenesis, Protein kinase C & signal transduction, Oncogenes. Cloning, PCR, S1 mapping, Primer Extension, site-directed mutagenesis, gene expression, Northern/ Southern/Western blots, ligand-receptor interaction, antibody, kinase activity assay, cell culture. Postdoc. 2 yrs., Seek indus./hospital research position. Avail. June 1994. No geographic prefer, Salary negotiable.

50C Ph.D., 1991, Biophysical Chemistry; Structure characterization of carcinogen modified DNA by physical-chemical techniques, i.e., CD, fluorescence, UV, thermodynamics, 2D-NMR, and computational energy minimization. Postdoc. 3 yrs. Seek acad./indus./gov. research position. Avail. Jan. 1994. Salary negotiable.

51C PhD, 1994, Molec. Biol; Transcription regulation, protein-DNA interaction, gel mobility shift, footprinting, cloning, DNA sequencing, Exo III deletion, transfection, luciferase & B-gal assays, blot analysis, DNA probes. Seek acad/govt postdoctoral pos. Prefer Pacific NW or Texas, but flexible. Avail. 9/94. Salary negotiable.

52C Ph.D. expected Dec. 1994, Pharmacology/ Toxicology; Chemical carcinogenesis, molecular toxicology, pharmacogenetics, arylamine-Hb adduct analysis, DNA/RNA isolation, arylamine-DNA adduct analysis (^{32}P-postlabeling assay), p53, RT-PCR heteroduplex analysis for mutation detection, and DNA sequencing, skeletal muscle cell culture and cancer cell line culture, 6 yrs. clinical experience as thoracic & cardiovascular surgeon. Seek acad./ indus. postdoc. or research position. Available early 1995. Salary negotiable; no geographical preference.

53C Ph.D., 1985, Biology/Molecular Physiology; 4 yrs. postdoctoral experience in molecular biology/ carcinogenesis/molecular toxicology seeks indus./ acad. research position by March 1995. Experience in cDNA cloning, screening by oligo/antibody

probes, DNA sequencing, PCR/PT-PCR, SSCP, shuttle vector use and application, *in vitro* drug/toxicant interactions and enzyme kinetics. Salary negotiable. Prefer Northeast/Midatlantic states.

54C Ph.D., 1991; Postdoc. 3 yrs., Molec./Cell. Biol.; Tissue culture, mammalian cell microinjection, extracellular matrix and collagen degradation assays; enzymatic electrophoresis, *Xenopus* oocyte microinjection, immunofluorescence; Molec. Biol. techniques(N/S/W blots, EMSA, footprinting, sequencing, plasmid construction, etc.). Main interests: Oncogenes, Metastasis, Transcription. Seek acad./indus. research position. Avail. Oct. 1994. Prefer northeast specifically N.J. or N.Y. area. Salary $44,000.

55C Ph.D., 1988, Molec. Biol/Biochem.; Study of cancer genetics, signal transduction, cell cycle. Design of techniques for early detection of cancer. Postdoc. 5 yrs. Teach. exp. 4 yrs. Seek acad./indus. research position to continue similar studies. Avail.5/94. Prefer N.Y. area.

56C Ph.D., 1993, Molec./Micro. Biol.; African-American; Tissue culture, IFNs, signal transduction, cytokines, cell matrix, bone biology, mutant analysis, DNA analysis; Northern/Southern/Western blots, gel shift analysis. Postdoc. 1.5 yrs.; Teach. exp. 3 yrs. Seek Acad./Indus. research position. Avail. Spring/Fall 1995. Prefer Southeastern and Southern States. Salary negotiable.

57C Ph.D., Aug. 1994. Pharmacology/Toxicology; Molecular Pharm. Multidrug Resistance, PCR, PCR-SSCP, PCR Site-directed Mut. Quantitative PCR, DNA seq., Southern/Northern/Western blots. Photoaffinity labeling of proteins, thymidine uptake, Tissue culture, Animal models. Seek acad./indus. research position. Available Aug. 1994. Salary negotiable.

58C Ph.D., 1985, Microbiology; Routine Microbiological, Biochemical, Genetic & Molecular Biological techniques, Site-directed Mutagenesis, Cloning, Sequencing, DNA amplification & Microbial Fermentation techniques. Postdoc. 3 yrs. Research Associate 2 yrs. Teaching Exp. 6 yrs. Seek acad/indus. Research position. Avail. June 1994. Salary negotiable.

59C Ph.D., 1988. Biochemical/molec. pharmacology, toxicology. Gene expression; cell cycle; drug resistance; DNA repair. Tissue culture, retroviruses, producer lines, infection/transfection of mammalian cells, reporter genes, cytotoxicity and drug interaction assays, quantitation of DNA damage and repair, assay development, enzymes. Seek indus/acad research position. Salary negot., avail. immed.

60C Ph.D., 1983; Molec./Cell Biol.; hemopoietic, hepatocytes & hepatoma cell culture; free radicals, lipid peroxidation & eicosanoids in mitogenesis & carcinogenesis; HPLC, GC-MS, RIA; SDS-PAGE, Western blotting; Nucleic acid & protein chemistry; hormone receptor binding. Postdoc. 10 yrs., Teach. exp. 3 yrs. Seek acad./indus. research position. Avail. Feb. 1994. No geog. pref. Salary negotiable.

61C Ph.D., 1991, Pharmacology; cell culture; intact animal and isolated lung preparations; Northern/Western blots; HPLC; immunocytochemistry; ELISA; gamma scintigraphy; simple and confocal microscopy; bacterial culturing techniques; polymer synthesis; enzyme assay; gene transfection. Postdoc. 2.5 yrs. Seek academic/indus. research position. Available June 1994. No geograph. preference. Salary negotiable.

62C M.D., 1977, Board-certified Medical Oncology; extensive laboratory training, clinical investigation with immunologic agents/radiolabeled antibodies; Assistant Professor. Seek clinical & laboratory position. Available July 1994. New York City/Tristate area preferred.

63C M.D. & M.S. Biochem., 1985; genomic; cDNA cloning, sequencing & expression, southern/northern analysis, gel retardation & nuclear run-on assays, recombinant DNA technology, western blot, peptide mapping, immunoprecipitation, protein purification. Multidrug resistance, oncogenes, postdoc. 6 yrs. Seek acad./indust. research position. Avail. July, 1994, salary negotiable.

64C Ph.D., 1970. Molec./Cell Biol.; Carcinogenesis; DNA damage/repair; nitrosamines; metabolic activation; NCI/NIH, 4 yrs; med./univ. faculty, 18 yrs; teaching & research; admin. exp., Univ. Cmte chair 7 yrs; consultant. Seek govt/acad/indus. position. Avail.2–3/94; prefer midwest, E or W coast; Salary negotiable.

65C M.D., 1986, M.Sc. immunology, 1989. Postdoc. 5 yrs, teach. exp. 2 yrs. Gene cloning and sequencing, north./south./west. blot, retroviral vector, animal model, gene therapy, T cell costimulation, CTL analysis, tumor-infiltrating lymphocytes, seek acad./indus. research position, avail. Sept. 1994, salary negotiable. No geographic preference.

66C MS, MD 1963, Hematology, genetics/immunology. Tissue culture isolating cells (T subtype nucleated red cell macrophage, neutrophilic cells), immunotherapy, chromosome analysis. FISH, pure protein, make and identify M.Ab. Lab. experience 10+ years. Seek acad./government; any position. Available Jan. 1994. Prefer TX. Salary negotiable.

67C Ph.D., 1993, Biochem. Toxicol.; Env. Health Sci., cell Biol., cytogenetics, cell/tissue culture, DNA/Chromos. probes, *in situ* hybridization, statistics, animal study, protein/enzyme chem., HPLC, TLC, GC-MS, EPR etc.; Teach. exp. 2 yrs., research exp. 6 yrs. Seek acad./indus./gov. research position. Avail. June, 1994. Relocation and salary negotiable.

68C Ph.D. (exp 1994), MPH, 1988; Toxicology/Environ Health; MS, 1985. Food Sci; Mol Biol/cytogenetics w/emphasis PCR-based tech. Prev work exp GMP anal/data pharm industry, flow cytometry, peptide chem/design, GC-MS natural prod chemistry. Seek indust/acad/pharmaceutical position. Avail Dec 1994. Will relocate. Salary nego.

69C M.S., 1986, Biology, Tissue culture, receptors, Northern/Southern/Western blots, DNA & RNA electrophoresis, transfection, Gene expression Exp. 6.5 yrs. Seek acad./indus. research position. Avail. immediately. Prefer East Coast. Salary negotiable.

70C Ph.D., 1990, Toxicol. (Genet./Mol. Biol.); Chem. carcinogenesis; Northern/Southern blots, PCR, RPA, cloning, DNA sequencing, some tissue culture, gene transfection into mammalian cells, immunochemistry. Oncogenes & tumor suppressor genes. Postdoc. 4 yrs. Seeks acad./research position. Prefer western states. Salary negotiable.

71C Medical Doctor, 1988, Oncology training Univ. "Federico II" Fac. of Medicine, Naples, Italy, PhD, Univ. "G.D'Annunzio," Chieti, Italy, Courtesy associate NIAID, Lab of Immunology, NIH, Bethesda, MD, 1993, Experience on BRM clinical trials in Oncology as physician, and independent researcher on tumor cell biology tumor cell sensitization to moabs and LAK, avail. 09/94 $40,000.

72C Ph.D. 1989, Cell Biology, Electron Microscopy. Current Postdoc in Molecular Biology. Research in cell growth, growth factors/oncogenes, gene expression. Southern/Northern analysis, cDNA cloning, cell culture, cell fractionation, image analysis, DNA isolation, ligations, probes, restriction mapping, sequencing, subcloning, immunofluorescence, RNA isolation. Avail. 8/94; Seek Asst. Professor or research position.

73C Ph.D., Expect. Spr. 1994, Immunol./Molec.; Tissue culture, hybridoma/mAb produc., immunol analyses, immunochemistry, histochemistry, tumor marker detec., Northern/Southern blots, DNA probes, λ library cloning/screening, DNA sequencing. Seek acad./indus. research position. Avail. Jun. 1994. Prefer California state. Salary above $25,000 annually.

74C M.D./M.S., Postdoc. Skills: Molec. Biol.; DNA recombination, molecular cloning, DNA sequencing, PCR, Southern/Northern/Western blot, Immunol. analyses, tissue culture. Conduct independent res. on oncoviruses, oncogenes and tumor suppressor genes. Seek acad./indus. research position. Avail. July, 1994. Salary negotiable.

75C Ph.D., 1987, Carcinogenesis/Toxicology (genetic and molecular): Animal, Tissue culture, DNA damage, 8-Oxo-dG, gene expression, HPLC-ECD, UV, AAS and electrothermal, EPR, gel electrophoresis, Northern/Slot blot, Postdoc. 4 yrs., Seek Gov./Indus./Acad. research position, Will relocate, Available immediately, Salary negotiable.

77C Ph.D., expected late 1994, Toxicology; HPLC, rodent tumor models/surgery, RNA/DNA protein purification, atomic absorption spectroscopy, biostatistics, radioisotopes. Licensed pharmacist. Seek gov./indus. research position/postdoc. Avail. late 1994. No geographic preference. Salary negotiable.

78C Ph.D., 1989, Biochem. Pharm./Tox., Mechanism of action/resistance, redox chem., free radicals, bioenergetics, differentiation, Phagocyte oxidative metabolism. Tissue culture, cell cloning/cytotoxicity, protein purification, enzyme kinetics, ESR, gene transfection. Postdoc. training, Teaching experience. Seek acad. / indus. / govt. res. / teach. pos. Avail.immed. Salary negotiable.

79C Ph.D., M.D., 1993 Molec./Cell Bio.; Cloning, Sequencing and heterologous expression of P450 genes. Carcinogenesis tissue culture, RNA, DNA, and Protein analysis. Exp. in Immunol. and metabolite analysis. Seeks research position in Oncogenes, cell growth control or cell death and aging. Avail. June 1994. Prefer East or West coast. Salary negotiable.

80C Ph.D. 1993, Human Nutr. Lipid Peroxidation Antioxidants, dietary Fat, tumor Growth Kinetics. Teach Exp. 2 yrs. seeks acad/indus. Research/teaching position. Avail. 8/94. Salary negotiable.

81C Ph.D., 1993, Pharmaceutical Sciences; Pharmacokinetic modeling, Analytical method development for drugs/metabolites in biologic fluids, liposomal formulation, cell cytotoxicity. Postdoc. 1/2 yr. Seek acad./indus. research position. Available July 1994. Prefer CA and Western states. Salary negotiable.

82C 4th year post doc. Ph.D. 1991, Mol. Biol. anatomy & cell biol. Studies on oncogenes, cytokines, tumor & metastasis sup. genes w/cell lines & animals. Excellent teaching & communication skills w/record. Involved in high level Sino-US relationship on science & pharmaceutical area. Seek industr/Acad.

84C Ph.D. June 1994, Biochem. & Mol. Biol. Thesis: Purification and Characterization of Disintegrins as Antithrombotic and Antimetastatic agents. Cell adhesion molecules; cell-cell and cell-matrix interactions, integrins. Prot. purfn., HPLC, SDS-PAGE, IEF, chemical modifications, peptide mapping, imm. pptn., Northerns, Westerns, ELISA, tissue culture, mice metastatic models, cell adhesion assays, enzyme kinetics, Ligand-receptor assays, Scatchard analysis, enzyme kinetics. Seek acad/indus. Postdoc. Avail. June 1994. Salary negotiable.

85C Ph.D. 1994 (expected)—Pharmacology/Cell biology; Tissue culture, experimental therapeutics, DNA-drug interactions, protein purification, western blots, 2-D gel electrophoresis. Seek acad/indus post-doc avail. Oct., 1994.

86C Ph.D., 1991, Human Cancer Biology/Biochemistry; Signal transduction, carcinogenesis, Protein Kinase C, Phospholipase C, retinoids, cell culture, transfection, HPLC/FPLC, protein purification, enzyme assays, Southern/Northern/Western blots, immunoprecipitation. Postdoc. 2.5 years. Seek acad./indus. research position. Avail. spring 1995. Prefer western states or Chicago area. Salary negotiable.

87C Ph.D., 1992, Micro./Immuno.; Cytokines, macrophages, cytotoxicity assays, ELISA assays, flow cytometry, animal handling, tissue culture, preparation of virus stocks and virus titration. Postdoc. 2 yrs., Seek indus. research position. Avail. Jan. 1995. No geo. pref. Salary negotiable.

88C Ph.D., 1989, Molec. Pharmacol; drug metabolism, cloning, enzyme kinetics, HPLC, protein purific., gel shift, northern, southern, western, s. western, cell culture, *in vivo* tumor models. Postdoc 2 yrs, Res. Assoc. 2 yrs. Seek acad/indus/govern research position. Avail fall 1994. Prefer mid-Atlantic states, plus Ct, Vt and W. Mass.

89C BS 1990; Ph.D expected 12/94, Environmental Health Sciences: Experience in primary tissue culture and viral immortalization, growth factor and hormone receptors. Northern/Southern/Western/2D blots. Enzyme and immunoprecipitation analysis. Reproductive toxicology, carcinogenesis, and viral protein-oncogene interactions. Available 1/95. Seek acad./indust./govern. postdoctoral position.

90C Ph.D. 1978, Molec/Cell. Biol; Molecular Biology of Tyrosine Kinases/Cell surface receptors/multidrug resistance/Ribozymes/Antisense technologies/Isolation of novel oncogenes. Post Doc 7 years, Teach. exp. Seek indus./Acad research position. Avail. July 1994. Prefer North Carolina or New York. Salary negotiable.

91C PhD, 1994 (expect Dec), Epidemiology, cancer epidemiology/prevention, molecular epidemiology, biologic mechanisms. Exp with SAS, Epilog, RBASE, large datasets. Laboratory experience in-

cludes PCR, Southern/Western Blot, cell proliferation, Elisa Teaching/grant writing experience. Seek academic position-preferably involving both epidemiologic and laboratory-based work. Avail 2/95. Salary negotiable.

92C Ph.D 1990, Cancer Res/Tumor Immunol. Oncogene regulation and metastasis, at molecular & cellular levels. Northern/Southern, PCR, anti-sense, DNA transfection, invasion *in vitro*, cytokine assays, B-cell activity, FACS, ELISA, EMSA. Avail. 7/94, Wash., DC area, salary 40's negotiable.

94C M.D., 1981, Board Cert. Int. Med./Board Cert Medical Oncol. Experienced in clinical trials and in bench research; DNA damage and repair assays, tissue culture, molecular biology techniques including electrophoresis, northern and southern blotting, radioactive DNA detection, and DNA probes. Seek academic position with clinical, teaching, and basic research opportunities. Avail. Dec. 1994/Jan. 1995. East Coast.

95C Ph.D. 1985, Pharmacol/Biochem.; Tissue culture, molecular pharmacology, molec. biol. Northern/So./Western blots, Xenopus oocyte microinj.; enzyme assays; animal model chemotherapy; protein isolat.; Seek academic/industrial/government position. Avail. April 1994. Prefer Midwest/East and Southwest. Salary negotiable.

96C Ph.D., 1991, Org./Med. Chem.; Design multistep synth. of bioactive compds., HPLC, GC, multipulse FT-NMR, FT-IR, ^{32}P-postlabeling, PEI-cellulose TLC, autoradiography, scintillation counting, surfactant system modeling. Postdoc. 3 yrs., Teach. exp. 5 yrs. Seek indus./govern. research position. Avail. May 1994. Salary negotiable.

97C Ph.D., 1994, Cell Biol.; Toxicol., Path., Endocrin., Organ and Tissue culture, Microscopy (Confocal, TEM, SEM, LM). Radioimmunoassay, Protein Chem., Gel electrophoresis. Teach. exp. 6 yrs., Develop., computer-asst. labs, Bio. Sci. 1 yr. Seek research/postdoc position. Avail. Jan. 1995. Salary negotiable.

98C Ph.D., 1994, Cancer Immunol.; Tissue culture, animal handling, immunol. analyses, Northern/Southern/Western blots, RT-PCR, cytokines and receptors, signal transduction. Teach. exp. 6 yrs. Seek acad. research and/or teaching position. Avail. Aug. 1994. Prefer SF Bay Area. Salary negotiable.

99C Ph.D., 1987, TCR Immunology; m Ab, anti idiotypic Ab, Immunoprecipitation immune assays, Southern, Northern-Western. Post doc. 4 years, chromosome translocation, oncogenes activation, molecular cloning. Asst. Prof. 1990, Cancer genetics, leukemia/lymphoma, prostate cancer, TSG and positional cloning. Seek acad/indus/gov research and management position. Avail. Sept. 94. Prefer NE states.

100C Ph.D., 1991, Micro. & Immuno. (major), Molecul. & Cell Biol. (minor); In Situ hybrid., Northern/Southern/Western blots, sequencing, cloning, oligo. synthesis, PCR, generation and characteriz. of monoclonal and polyclonal antibodies, HPLC ELISA, tissue culture, immunohistochem., video-microscopy, 2.5 yrs postdoc. experi., salary negotiable, no geographic preference, available July 1994, seek acad/indus. research.

101C Ph.D. 1992, Pharmacology/Toxicology. Cell culture, cell proliferation/motility, extracellular matrix, growth factors, signal transduction, immunofluorescent microscopy, image analysis, gel electrophoresis. Seek indus. research position. Avail. Jan. 1995. Prefer East Coast. Salary negotiable.

102C Two M.S. (1988 and 1994), Molec. Biol./virology; M.D. background, 10 yrs Res. exp., Gene clone, screen, transfer, blots, P53, cell culture, TEM, SEM, immune meth, Virus, bacteria iso/identifi. Seek Biotech/RA position. Avail. Sept. 1994. Salary negotiable.

103C PhD 1980, Cell Biol & Biochem. Cytokine biology, immune cell activation, cell culture and purification, flow cytometry, RNA purification, RT-PCR, microscopy, gels, antibody characterization, clinical trials, technical and grant writing. Industry or academic research/management position.

104C Ph.D., 8/94, Phar. Northern/Western, DNA probes, immunol., gel shift, transfection, iodination, cell cloning, tissue culture, GST assay, FPGS assay. Seek acad./indus. postdoc. Avail. Sept. 94. Salary negotiable.

105C M.D., 1982, Hematol/Mol. Biol/Immunol. Tissue culture, DNA/RNA extraction, Northern/Southern/Western blots, hybridization, PCR, SSCP-PCR, DNA sequencing, DNA recombination, protein expression, peptide conjugation, RIA, ADCC assay, flow cytometry, small animal surgery, etc. Post-doc/research associate 5 yr. Seek acad/indus. research position. Avail. 1994. Prefer coastal area. Salary Negot.

106C M.S., 1994, Human Genetics.; Library cloning and screening, PCR, Southern/Western blots, bacteria outmembrane protein studies, Ion-exchange chromatography. Staff scientist. 3 yrs. Management experience. Seek indus. position. Avail. May 1994.

107C Ph.D., 1991, Molec./Cell. Biol./Biochem.; Tissue culture, dose-response analysis, SDS-PAGE, HPLC, FPLC, peptide mapping, protein sequencing, Northern/Southern/Western Blots, DNA sequencing, PCR. Subcloning, DNA synthesis enzyme assay, soft-agar assay, transfection, flow cytometry. Postdoc. 2½ yrs. Seek acad./indus./government research position. Avail. Sept. 1994. Prefer Northeast but flexible. Salary negotiable.

108C Ph.D., 1991 Mol/Cell/Tumor Biol./Genetics: microcell fusion, FISH, invasion and angiogenesis assays, growth factor/oncogene interactions, *in vitro* and *in vivo* tumorigenic assays, ELISA and immunohistochemistry. Postdoc. 2.5 yrs. Seek indus research position. Avail. after Sept. 1, 1994. No geographic preference. Salary negotiable.

109C Ph.D. 1989, Biochemistry; peptide/protein chemistry, HPLC, RIA, ELISA, gel electrophoresis, cell culture; PCR, Southern/Western blotting, enzymology; protease and inhibitor research; 5 yr postdoc. experience; salary negotiable; prefer Northeast/Mid-west/Northwest. Available November 1994.

110C Ph.D. (expected) May, 1995. Toxicology/Molec. Biol. Southern/Northern/Western blots, RNAse protection, cloning, transgenic mice, PCR, site directed mutagenesis, sequencing, gel mobility shift, cell culture, peroxisome proliferator. seek acad/indus/govern postdoc. or research position. Avail. May, 1995. Salary negotiable.

111C Ph.D. 1987, Postdoc 7 yrs NCI.; Growth factors, TGF-beta, oncogenes in multistage carcinogenesis of mouse epidermis, epidermal/keratinocyte growth control, differentiation. Exp. in chemical carc., skin grafting, retroviral gene transfer, keratinocyte primary culture. Exp. in current mol. biol., cell biol. methods. Seek acad. research/teaching position. Avail. July 1995. Location not essential, salary negotiable.

112C Ph.D., 1989, Neurochem.; M.D., 1984; 4-yr. postdoc, Carcinog. Transgenic mouse, Mol. cloning, oncogenes, growth factors, virus, receptors, Northern/Southern/Western blots, *in situ*, Protein chromatography, immunohistochem., RNA analysis, sequencing, SSCP, Cell Culture, Immunoprecipitation. 26 publications. Seek indus./acad. research position. Available after summer, 94. Salary negotiable.

115C Ph.D., 1987, Molec./Environ. Oncol.; Tissue culture, Northern/Southern/Western blots, oncogenes, tumor suppressor gene, cancer chemoprevention. Postdoc. 2 yrs., teach. exp. 5 yrs., Environ Health Policy exp. 7 yrs. Seek acad./gov't. Faculty or staff scientist position. Avail. Sept. 1994. Prefer northeastern or mid Atlantic states. Salary negotiable.

116C Animal and human folate pharmacokinetics, radioenzymatic assays, cell culture techniques, spectrophotometric assays, antioxidants, protein purification (column chromatography and electrophoresis procedures). Seek acad./indus. postdoctoral position. Available fall 1994.

117C Ph.D., 1991, Microbiol./Cell Biol.; Research experience: Animal treatments, tRNA and protein purification, SDS- & urea-PAGE, Western blotting, HPLC, FPLC, enzyme assays, tissue culture, DNA isolation, ^{32}P-postlabeling, adduct analysis, TLC. Postdoc. 3 yrs in carcinogenesis. Seek acad./indus. research position. Avail. July, 1994. No specific geographical preference. Salary negotiable.

118C Ph.D., 1988, Bio-Organic Chem. (Biochem. Toxicol.); Research experience: drug metabolism & chemical carcinogenesis. Techniques: Animal treatments, isolation & characterization of xenobiotic metabolites by UV, IR, NMR & GC-MS, P450 assays, enzyme purification, Western blotting, ^{32}P-post-labeling, adduct analysis, TLC. Postdoc.: 3 yrs.; Faculty 2 and ½ yrs., Seek acad./indus./Govt. research position. Avail. Sept. 1994. No specific geographical preference. Salary negotiable.

119C Ph.D. 1994 (expected), Biochemistry & Molecular Biophysics. Dissertation research in cellular pharm. of preclinical therapeutics—antisense oligonucleotides. Experience in flow cytometry, synthesis and purification of normal and modified oligos, HPLC, UV/VIS, Fl. spectroscopy, and cell culture. Seek indus. postdoc or scientist position in research/development. Avail. Jan. 1995. No geographic pref.

120C Postdoc. 4 yrs, Clinical Oncology, Tissue culture, Quantify gene exp. (RT-PCR), Mol. cloning, Metab. antitumor drug in plasma (HPLC), Southern/Northern/Western Blot & Hybrid. and Monoclone antibody; Lab routine managing. Seek acad./indus. Res. Ass. position. Avail. June 1994. Salary negotiable. Ref. Dr. Mary Lou King, Dept. of Cell Bio. & Anatomy, Univ. of Miami, School of Medicine. (305) 547–5643.

121C Ph.D. 1994, Cell Biol./Biochem./Exp. Therapeutics/Immunology. Cell culture, animal studies, SDS-2D gels, Western blots, oncogenes, ELISA, RIA, FACS, toxicological and immunological assays, cytoskeletal immunofluorescence, Lipid and protein chromatography, radiolabelling metabolic studies. Seek acad./indust. 2 yr. post-doct. posit. Teaching exp. 3 yrs. Avail. Oct. 1994. Salary negotiable.

122C Ph.D., 1994, Pathology; Impact of Dietary Lipids on Tumor Lipid Metabolism, Experimental Therapeutics using Antioxidants & Eicosanoid Inhibitors. Toxicological studies using tissue culture, animal models, biochem. assays, HPLC, GC, RIA, radioligand/Scatchard receptor analysis, solid phase extraction. Teaching exp. 3 yrs. Seeks indus./acad. res. pos./postdoc. Avail. Dec. 1994. New England area. Salary neg.

123C Ph.D. 1991. Molec./Cell Biol. Microbiol., *in situ* & hybridization, extracellular matrix protein, integrins, immunohistology. Cancer biology, cytokines; Northern, Southern and Western blots. Postdoct. 4 yrs, teach exp. 4 yrs. Seek Acad/Indus. Research position. Available immediately. Prefer East Coast. Salary negotiable.

124C Ph.D. 1990, Microbiol, Molec./Cellular biol., carcinogenesis, tissue culture (serum-free), regulation of growth/cell cycle, extracellular matrix, cytokines, chemotaxis, Northern-Western blots, animal modeling, oligosynthesis, immunoanalysis, transformation, electron microscopy, Post-doct 4 yrs (Pharmaceutical industry—3 yrs.), Seek indust/acad. res. position. Available August 1994. Prefer East coast. Salary negotiable.

125C Ph.D. 1992. Tumor physiology/cell biology, Tissue cult., Apoptosis evaluation; Flow Cytometry (DNA contents, gene express.); DNA electrophoresis; immunosorbent assay; Radiation equipment; Seek acad/gov. pos.; Avail. August 1994; Salary negotiable.

126C Ph.D. 1972. Immunogenetics, tumor biol., chemical and viral oncogenesis. Tissue culture, cell biol, MHC-typing, mouse genetics, protein and enzyme chem & kinetics, amino acid analysis and sequence, antibody prod., analysis & assays, congenic mouse colony prod. & maint. Postdoc & Teach exp. Seek acad./indus./govt. res/teach, full/part-time, N.Y., N.J. Salary negotiable.

127C Ph.D. 1990, Cell./Molec. Biol-Emphasis in cell cycle: Flow cytometry, Tissue culture, Primary cell culture. Transfection, Cytogenetics, Recomb. protein expression, Northern/Southern/Western blots, DNA sequencing/cloning, Immunological methods, Protein kinase analysis, *in vitro* replication analysis. Teach. exp. 1 yr., Postdoc. 4 yrs. Seek acad./indus. research position. Prefer D.C./Mid-Atlantic region. Salary/avail. negot.

128C Ph.D. 1994, Med. Chem.; Design and synthesis of prodrugs and antineoplastic agents, kinetic studies, computer modeling, HPLC, GC, multi-pulse FT-NMR, FT-IR. Seek indus./govern. research position. Prefer state of New Jersey. Avail. Nov. 1994, Salary negotiable.

129C Ph.D. 1993, Immunology; Tissue culture, flow cytometry, immunohistochemistry, cytotoxicity assays, Western blot. Postdoc. exp. 1 yr. Seek acad./indus./govern. position. Avail. Oct. 1994. No geographical preference. Salary negotiable.

130C BIOCHEMIST, Ph.D., 8/74, Candidate has extensive biochemical research and molecular biology experience including faculty service. Candidate seeks research (and/or teaching) position in academia or industry. Salary negot.; West Coast pref.; Avail.4/10/94.

131C Ph.D. 1979. Biochemistry Postdoc & limited teaching exp. Faculty Conduct independent res. on Receptors and gene expression, cdna cloning, sequencing, PCR, Northern/Southern/Western blotting, cell culture, immunochemistry, signal transduction. NIH grantee (exp. 6/95) Publications 50. Available 7/94. Seeks acad/Ind. res. position. Salary negotiable.

132C Physician 1985, Board Eligible Hem/Onc 1994, Molecular Biology/Virology/Tissue culture, Northern/Southern/Western blots, DNA probes, PCR, oncogenes. Seek acad./Indus. research position, available July '94. Salary negotiable. Prefer Northeast/Mid-Atlantic.

133C Ph.D. 1992, Molec. Pharmacol./Molec. Biol.; Gene transfer by retrovirus, electroporation, CaPO4 etc.; DNA, RNA, Protein blots; DNA or oligo probe; PCR; Ribozyme design; Cloning; In vitro RNA synthesis; Immunoprecipitation; FACS; Tissue Culture; Colony assay; Dose-Response; Drug Resistance; Oncogenes. Postdoc. 2 yrs; Seek acad./indus. research position. Avail. Dec. 1994. Prefer Coasts. Salary negotiable.

134C Ph.D. 1990, Biochemistry/Immunology/Carcinogenesis A.D. Nursing; Tissue: cell culture, conventional chromatography, enzyme characterization, HPLC, immunological assays, In situ hybridization, Western analysis, Northern analysis, polyclonal/monoclonal antibody production. Postdoc 3 yrs, Teach exp 5 yrs. Seek acad./indus research position. Avail June 1994.

135C M.D./Ph.D., 1991, Molec./Cell Biol., transgenic models, cell culture oncogenes, Northern/Southern/Western blots, DNA probes. PCR. RT-PCR, DD-PCR, DNA/RNA probes, make constructs, histology of mammary gland, immunol. analysis. Postdoc 3 yrs. Seek acad/indus research position. Avail. July 1994. Salary negotiable.

136C Ph.D. 1992; Nutrition, carcinogenesis, toxicology; 06-Meguanine transferase RE assay; HPLC, Northern, Western blots, gels of GST isozymes; tumor resistance; Tissue culture; CytoP450; trace minerals (Fe, Zn, Se); human/animal tissue prep; diet prep. Postdoc 3 yrs., Teach exp. 3 yrs. Acad/Gov't/Indust. Avail. Fall 94. Salary negotiable.

137C Ph.D. 1987, Synthetic Organic Chem.; Organometallic skills: Schlenkware, vacuum line techniques, spectroscopic (NMR, IR, UV); also, experience in immunoconjugate chemistry, radiolabeling of MAbs(I-125, I-131, Tc-99m), HPLC (RP, Anion-exch., size exclus.), electrophoresis (DNA analysis of drug-Topo I/II interactions), Cell culture; Papers, patent and patent pending, Post Doc. 1.5 yrs., basic research Rad. Oncology, ca. 5 yrs., Seek acad./gov. basic res. Pos., Avail. Immediately, East or West Coast.

138C Ph.D. 1982, Medicinal/Bioorganic chem., Cancer research—multidrug resistance, drug-DNA interactions, chemical carcinogenesis, cell culture, molecular biological methods like Northern/Southern/Western blots, PCR, cloning, DNA sequencing, gene expression. HPLC, synthesis, isolation, structure of organic compounds by spectroscopy. Many years of res, exp. Seek indus./acad. position. Available June, 1994.

139C Ph.D. 1987, Biochemistry/Molecular Biology; Seeking teaching (academic) or industrial research position. Availability and salary negotiable. Six years research experience in carcinogenesis and cell growth control; tissue culture, growth factors/receptors, oncogenes/tumor suppressor genes, chemoprevention, growth control by fatty acids, carcinogenic viruses.

140C M.D. 1982; Ph.D. 1989; Molecular Biology; protein chemistry; cell biology, immunology; immunoassay; animal model; drug test (*in vitro* and *in vivo*); postdoc 4 years seek indus/Government Research position. Avail. anytime. Salary negotiable.

141C Ph.D. 1983, Mol./Cell Biol./Biochem.; all techniques; Mechanisms of antitumor drug action, topoisomerases, multidrug resistance, apoptosis. Technical LAN coordinator. Seek acad./indus. research or management position with orientation towards development of novel therapeutic approaches. Supervisor for graduate students and technicians. Avail any time.

142C Ph.D. 1985—Toxicology/Environmental biology. Carcinogenesis, activation of carcinogens, metabolic pathways, DNA binding, ^{32}P-postlabeling, excretion, tissue culture, Protein purification, Pharmacokinetics and cholinergic system. Asst. Res. Prof.—2 years, Post doc 7 yrs. Teach Exp 5 yrs. Seek Acad/Indus./Government research position. Avail.—Flexible. Salary negotiable.

143C Ph.D. 1992, Exp. therap./Cell Biol.; Chemotherap, DNA adducts, postlabeling, drug resist, tissue culture, Surface receptors, oncogenes and growth factor. Northern and Western blots, etc. Postdoc. 2 yrs., Seek acad/indus. Government res. position. Avail. July 1994. Salary negotiable.

144C M.D., 1987, M.S., 1994; Carcino/Molec. Cell. Biol.; Tissue culture, DNA and RNA isolation, Chromatographic analysis (HPLC, TLC), enzyme kinetic study, Polymerase chain reaction for DNA mutation analysis, technique of ^{32}P-Postlabelling. Research Associate 4 yrs., instructor 3 yrs. Seeking Acad/Indus. Research Position. Salary negotiable. Avail. July, 1994.

145C M.D. (1986), M.S. (1989), Molec./Cell Biol. & Genetic Toxic. Tissue Culture; PCR/DNA sequencing/Southern Blot/DNA probe; DNA damage/repair; Cell cycle; Immunol.; radioautography/flow cytometry/microscope. Postdoc. 1 yr. Res. exp. 4 yrs. Seek research position. Salary negotiable.

146C Ph.D. 1985, Biochem./Radiochemistry, Synthetic organic chemistry, Tc-99m labeling of Mabs, solid phase Tc-99m labeling method, in vivo studies in nude mice, RIA, BNCT using Mabs, immunotoxins and related work. 4 yrs. post-doct. 4 yrs. research assistant prof. Seek indust. research position. Avail. July '94. Salary negotiable.

147C Ph.D. 1970. Tumor Biology/Cancer Cytogenetics, Tissue culture, tumor suppressor genes, microcell fusion, FISH (*in-situ* hybridization). Seek acad./indus. res. position. Avail. any time. No geog. pref. Salary neg.

148C Ph.D. 1990, Organic Chemistry; Biophysical Studies on DNA-ligand interactions, UV, CD, HPLC, High field NMR, molecular dynamics. Postdoc. 3 yrs. Seek acad./indus/gov. research position. Available June 1994. Salary negotiable.

149C Ph.D. 1982, Molec Immunol/Tumor biol,Exper. in experimental therapeutics, Clin. Trial Lab. Correlates of immunomodulation; *in situ* hybridization, RT-PCR, cytokine analyses. Flow cytometry. Prefer Northeast. Seek Assist/Assoc Prof.

150C Ph.D. 1988, Biochemistry. Purification & characterization of enzymes; metabolism of carcinogens; DNA-adducts; HPLC; ^{32}P-postlabeling; monoclonal antibody; ELISA. Postdoc. 4 yrs. Teaching experience 10 yrs. Seeks research position; salary negotiable.

151C Ph.D. 1994, Pharmacology/Cancer research; Tissue culture, Northern, Western blots, DNA and protein electrophoresis, immunohistochemistry, RIA, EIA, ELISA. Seek postdoctorate research position academic/industry. Avail. immediately. Prefer East coast. Salary negotiable.

152C PhD expected late 1994, cell./molec. pharmacol. platinum drugs; cell culture, cytotoxicity assays, drug uptake, thiol levels, drug-DNA interactions. DNA purification, atomic absorption spectroscopy, alkaline elution, competitive ELISA, agarose gel cross-link assay, *Taq* polymerase assay. Seek acad./gov. postdoc. Avail. Jan 1995. Salary negotiable.

153C M.D., 1981, Neuro-Oncology Fellowship, 1987, Research Oncology Fellowship, 1991, assistant professor 1991–1994; Primary brain tumors in elderly, incidence and therapy; lipid second messengers of differentiation; cell culture SDS-PAGE, immunohistochemistry. Seek acad/indus/gov't position.

154C M.D./M.S., 1980/1988, Medicine; Tissue culture, Animal model, Fluorescence spectroscopy, Flow cytometry, Electron microscopy, Histochemistry, Histology, Surgery skills, Mol. biol. knowledge. Postdoc. 1.5 yrs. Seek acad./indus. research position. Avail. immediately. Salary negotiable.

155C Ph.D. 1990, Molec./Biol., Tissue Culture, Cell separation; Northern/Southern/Western blots, PCK, sequencing of PCR products, DNA probes, immunol. analyse oncogenes DNA cloning. Postdoc. 3 years. Teach. exp. 3 years. Seek indus. research position. Avail. Decem. 1994. Salary negotiable.

156C Ph.D. 1994, Molec. Carcinogen./Tumorigen.; Deletion mapping of tumor suppressor gene, detection of ras oncogenes; Southern/Northern blots; tissue culture; YAC clones; PCR; transfection. Seek academic/industrial/government research or postdoctoral position. Available Aug. 1994. Salary negotiable.

159C Ph.D. 1975. Biochemistry/Bioenergetics. Area of expertise; mitochondria, antioxidant defense system, free radicals, apoptosis, oxid. stress Isolation, purification and characterization of membrane conn. or soluble enzymes and cellular organelles. Monitoring of all physiol. activities of mitochondria, spectroscopy, fluorescent spectroscopy, EPR spectroscopy, HPLC, GS, ion-selective electrod. affinity chromatography and electrophoresis. Postdoc 3 yrs. Teach exp. 7 yrs. Seek acad./indus. research position.

161C M.S., expected June 1994. Natural Sciences, B.S., 1990 Biochemical Pharmacology. Research experience with *in vitro* and *in vivo* drug screening with related mechanistic studies. Cell culture, immunocytochemistry, *in vivo* cancer drug efficacy studies using murine and human tumor xenograft models. Seek indust/govt position. Prefer Eastern USA.

162C M.D. 1982. Ph.D. 1991. Chemical carcinogenesis and molecular biology. Metabolic activation, protein purification, protein interaction, receptors, gene cloning and expression. Northern/Southern/Western blots, Immunol analysis. HPLC GC. Affinity./labeling. Postdoc. 3 yrs; seek acad/indus/research position. Avail. July 1994. Salary negotiable.

163C Ph.D. 1989. Genetics/Mol. Biol. with interest in molecular biology of cancer, specifically cell cycle regulation. Technical experience w/PCR (RNA + DNA), *in vivo* footprinting by LM PCR; PCR mutagenesis; cell culture, electroporation; DNA/protein interaction techniques, Northern, Southern blots etc. Post doc for 5 yrs. Seek acad. or industry position in Pacific Northwest. Avail. 9/94.

164C Ph.D. candidate; graduating 8/94. Biomedical Engineering; pharmacokinetics, noninvasive imaging, drug monitoring *in vivo*, solid tumor modeling, physiological modeling, mass transport phenomena (solid tumors). Seek academic postdoc position or entry research position. Salary negotiable. Avail. Sept. 1994.

165C M.D., Medical oncology. Experience clinical trials, laboratory investigations. Interested in laboratory investigations with clinical outcomes and therapy as goal. Seek position at assist Prof level.

166C Ph.D. 1992. Tissue culture. dot/Northern blot gel electrophoresis oncogenes cell injury antimitotic drug. $HgCl_2$ cytotoxicity. Postdoctoral 2 yrs.

167C Ph.D. 1991, Molec./Cell. Biol.; Tissue culture, recombinant DNA techniques, biochemical & immunol. analyses, in-situ hybridization, gene expression, protein purification, study of protein-DNA interaction, gene regulation, cell cycle etc. Postdoc. 3 yrs., teach. exp. 3 yrs. Seek acad./indus./govt position. Salary negotiable.

168C Ph.D. 1989, Medical Sciences/Med. Microbiol. & Immunol.; Cell and tissue culture (primary and continuous), micrometastatic detection, FACS, fluorescent and immunological assay PCR, cell-tissue electrofusion, clinical applications of electroporation and electrofusion, electrochemotherapy. Experience—independent research 3 yrs, teaching 2 yrs. Salary negotiable.

170C Ph.D. 1985, Molec./Cell. Biol. Major interests: breast cancer, tumor suppressor genes, cell cycle, oncogenes. Techniques: Northern/Southern/Western/PCR; Tissue culture, transfection, immunoprecip., immunocytochem. Postdoc. 5 yrs., Teaching exp. 2 yrs., Staff scientist 3 yrs. Prefer New England or West coast. Salary negotiable.

171C Ph.D. 1991, Molec. Biol./Biochem.; Structure-function studies of viral thymidine kinases (HSV-1, vaccinia), molecular biology, random sequence mutagenesis, site-directed mutagenesis, genetic complementation, enzymology, gene therapy. Postdoc. 2.5 yrs. Seek acad. position. Avail. Aug., 1994. Prefer Northwest/West coast.

172C Ph.D. 1992, Analytical chemistry; NMR

spectroscopy of chemical systems and perfused cells; chromatography—HPLC-fast flow; fluorescence microscopy; enzyme isolation & purification; Postdoc 1.5 yrs, Teach. exp. 1 yr. Seek indus. research position. Avail. Sept.–Oct. 1994. Prefer West/East coastal states. Salary negotiable.

173C Ph.D. expected 1994; Tissue culture, eukaryotic gene expression and amplification, protein and lipid biochemistry, antibody production. Interested in cell adhesion signal transduction, cell cycle regulation. Available July 1, 1994. Salary, location negotiable.

174C Ph.D. 1990, Molec Biol.; Yeast genetics and mol. bio., gene expression, standard DNA, RNA and protein manipulation techniques, drug screen designs. Postdoc exp. 3½ years. Seek indus. research position. Available 4/95 but negotiable. No geog. pref, sal. neg.

175C MD/MS, 1986/1989, Molec./Tumor Biol., Tissue culture, Southern/Northern/Western blots, DNA probes, RT-PCR, DNA sequence, Flow cytometry, Immunoprecipitation, MDR gene expression, Oncogenes. Postdoc. 1 yr. Seek Acad./indus. research associate position or postdoc. Avail Aug 1994. Any State. Salary negotiable.

176C Ph.D. 1989, Biochem/Cell Biol/Neurosci., Tissue culture, retroviral infection, RT-PCR, *in situ* hybd., cDNA cloning biochem. tech., cryostat sect., immunohistochem., western blots, protein purif., enzyme assays, stable, transient cell transfections. Postdoc 3–4 yrs., seek indus. research post. Avail. ASAP, Prefer San Francisco Bay Area, willing to relocate to Colorado, Washington St. Salary negotiable.

177C Ph.D. 1989, Bioch., Mol. Biol.; Tissue culture, PCR, blotting, ELISA, SDS-PAGE, FPLC, chromatography, protein purif./characterization. Research interest—apoptosis, drug resistance. Available July 1994. Salary negotiable.

178C Ph.D. 1993. Molec. Pharmac. and Med. Chem. Molec. Cloning, Northern/Southern/Western/Southwestern blots, GMSA/DNase I Footprinting. Transfection/cat assays. PCR site-directed mutagenesis. Drug synthesis and their structure analysis by IP; H-NMR, mass spectrum. Seek acad postdoc/indus research position. Avail Oct. 1994. Prefer anywhere. Salary negotiable.

179C Ph.D. 1991, Carcinogenesis. Metabolism, cell culture, DNA adducts, ^{32}P-Postlabeling. HPLC. Xenobiotic metabolism of AFB., BP, DMBA, IQ, Me IQx, PhIP in Fish/Mice Postdoc 2 yrs Teach. exp. 4 yrs. Seek acad./indus. research position. Avail. July/Aug. 1994. No geographic preference. Salary negotiable.

180C Ph.D. 1992, Molec Bio & Biochem.; Primary cell culture, Northerns/Westerns/Southerns, fusion proteins, immunoprecipitations, kinase assays, cloning, *in vitro* transcription, PCR, DNA seq.; extensive computer experience. Postdoc at cancer institute 2 years in oncogenes, tumor suppressors, tyrosine kinases. Seeking industrial research position. Available June 1994.

181C M.D., 1984, Antiviral chemotherapy antisense. Seek indus. research position. Avail. July 1994.

182C Ph.D. 1990, Biophysical Chemistry; UV-Vis, Fluorescence, NMR, AA, IR spectroscopy, Digital imaging microscopy, Computational chemistry, Cell culture. Postdoc 4 yrs; Teach exp. 1 yr, seeks acad/indus/gov. research position. Avail. July 1994. Salary negotiable.

183C Ph.D. summer, 94, Molec./Genetic Toxicology; Interested in Mutagenesis/Carcinogenesis; Molecular cytogenetics, DNA probe, FISH, PCR, cell culture, animal study, micronucleus assay, CREST staining, topoisomerase inhibition study, SDS-PAGE, Southern/Western blot, DNA sequencing, DNA adduct measurement using AMS, DNA cloning, work with radioisotopes. Seek indus./gov./acad. research/postdoc position.

184C Ph.D. 1994, Cell. Biol./Biochem.; Tissue culture. Immunohistochemical assays, hormone and growth factor assay, DNA historadiography, paraffin embedding sectioning, electrophoresis, column chromatography. Teach. exp. 5 years. Seek postdoc. or research associate position in acad./indus./government. Avail. Sept. 1994.

185C M.D., 1986, Ph.D., 1994. Mol Pharmacology/Cell Biol. Tissue culture growth assay, Northern/Western blots immunoprecipitation immunostaining. PCR. DNA gel electrophoresis. TLC, protein purification plasmid preparation. Seek acad/indus. research position. Avail. Aug. 94, Nonlimited location. Salary negotiable.

186C Ph.D. graduation spring 1994. 15 years experience in molecular and cell biology, gene regulation by steroids and cytokines in tumor cells. Gene cloning, sequencing, Northern, Western blots, band shift assays, reporter gene assays, tissue culture, monoclonal antibody production. Seek acad/indus. postdoc or research position. Avail. Spring 1994.

187C Ph.D. 1989, Biochem./Cell Biology, Research exp. including mammalian cell cycle regulation, studies of protein kinases and their inhibitors, roles of protein phosphatase inhibition, in regulation of CDC chromosomal condensation, protein phosphorylation apoptosis, tumor suppressor. Seeking industry, academic research position. Avail. early 1995, prefer CA. Salary negotiable.

188C Ph.D. 1977, D.M.Sc. 1981, Cell./Molec. Biol., Biochem., Genetics, Experimental immunotherapeutics against cancer and AIDS, drug delivery to the cancer cell nucleus, growth factor receptors analysis. 15 years exp. Seeks indus./research position. Avail. June/July 1994. Prefer East Coast States. Salary negotiable.

189C Ph.D. 1994 UCSF Biochem & Mol Biol. Protein puri/char. cloning & seq. 5 months PD exp. (415) 476-5491. Box 0446 UCSF San Francisco, CA 94143.

190C Ph.D. 1988, Biochem./Molec. Biol.; DNA, RNA and protein techniques; use of retroviral vector; gene expression in eukaryote & procaryote, protein purification; antisense; tissue culture; immunostaining. Instructor, 5 yrs. Seek Faculty position. Avail. June 1994. Prefer Houston, TX.

191C Ph.D. in Biomedical Sciences, Dec. 1994. Exp. in Cellular and molecular pharmacology, drug design and synthesis, drug carrier and liposomal formulations. Seek postdoc./entry level res. position.

192C Ph.D. 1989, Glasgow, Scotland—The Effect of DNA methylation on gene expression. Experience—transient expression assays, general molecular biology techniques, protein purification. Post. Doc. experience—identification and characterization of transcription factors. Most techniques involved in protein-DNA interactions, promoter analysis of c-*myc* during differentiation by *in vivo* footprinting, other techniques—PCR, Northern blots tissue culture.

193C Ph.D. 1991, Cell and Molecular Biology, 2 and half years postdoctoral experience; cell culture, protein chemistry, immunochemistry, molecular biology techniques (Southern/Northern, run-on, PCR, cDNA library...); seek acad./indus. research position; avail. early 1995; prefer California; salary negotiable.

194C Ph.D. 1985 Molec/Bioch, Tissue culture, enzyme assay protein purification, Northern/Southern/Western blots, DNA, RNA and plasmid isolation, PCR, yeast & bacterial expression system. Postdoc. 8 years/teaching 4 years acad/indus position. Available Aug 1994.

195C Ph.D. Candidate, Epidemiology/Molec./Cell biol.: case control study, genetic epidemiology, tissue culture, Northern/Southern/Western blots, DNA probes, immunol. analyses, PCR, RNase protection assay, mobility shift assay, sequence, cytogenetics, mutagen sensitivity assay, FISH. Postdoc. 1 yr. Teach. exp. 2 yrs. Seek acad./indus. research position. Avail. Sept. 1994. Salary negotiable.

196C Ph.D. 1971. Biochem Pharmacol: Enzymology, Protein & Glycoprotein Chemistry, Membrane Biochemistry, Immunochemistry, Mol Biol of Tumor antigens, Tissue Culture, Biochem and Mol Pathol teaching exp. 3 yrs. Seek Supervisory and or Administrative position. Salary negotiable. Available in Sept. 1994.

197C MD & PhD. Molec./Cell./Immunol.; Tissue culture, surface receptor, Northern/Southern/Western blots, Protein-DNA interaction, analysis, animal models. Bone marrow transplantation, Postdoc. 5 years. Lab. experience 8 years. Teach. exp. 3 years. Seek acad./indus. research position. Avail. July 1994. Salary negotiable.

198C Ph.D. 1993, Cell & Molec. Biol; tissue culture; RNA anal; DNA anal tumorgenesis, differentiation; biochem postdoc, 1 yr; teach exp.; Seek nonbench, research-related position (writing, editing). Avail. Jul 94.

199C A discovery research and pre-clinical development experience that includes defining signal transduction events; identifying specific events as potential targets for therapeutic proteins, ribozymes or small molecules; and developing pertinent *in vitro* and *in vivo* tests for rapid drug assessment. Seeks indus. research position. Available May 1994.

200C Ph.D. 1992, Biology/Reproductive Biology; Immunohistochem. Northern/Western blots, DNA probes, Molecular Pharmacol., Cell Biology, Protein Chem., oncogenes, steroid receptors, Postdoc. 2 yrs., Teach. Exp. 4 yrs. Seek Government/Acad. Research Position. Avail. May, 1995. Prefer mid-Atlantic/South/Southeastern States. Salary negotiable.

201C Ph.D. 1984; Biochemistry; Regulation of Protoonogenes; Steroid receptor—Structure, Function and Regulation; HPLC of proteins; Tissue Culture; Various Molecular Biology Techniques including Sequencing, Transfections, DNA & RNA Probes etc.; Present Position Research Assistant Professor; Undergraduate and Graduate level Teaching Experience; Seek Industry/Academic; Salary Negotiable; Avail. July, 94.

202C Ph.D., Summer 1994, Molec. Biol. of Cell transformation chemical carcinogenesis. Tissue culture, cytotox assy. transform assy. Northern/Southern/Western blots DNA probes, nuc. run-ons. Oncogenes. Seek acad/gov. post-doc. Avail. Aug/Sept. 1994. Interest in molec. Biol. of cell proliferation/cell senescence/apoptosis.

203C Ph.D. 1976, Cell. Mol. Biol/Carcinogenesis; Growth factors; Retinoids/steroids, cancer prevention, biomarkers. animal studies, tissue culture, protein purification. NIH 10 yrs; Industry 4 yrs. experience. Seek Acad./govt./indus. research position.

204C Ph.D. 1989. Mutagenesis, environmental toxicology, DNA repair. Excellent communication skills, public policy experience.

205C Ph.D. 1992. Nutrition/Cancer/Signal Transduction, RT-PCR, cloning, sequencing, Northerns, Westerns, RPA, immunohistochemistry, *in situ* hybridization, cell culture, protein purification, GLC, HPLC, TLC, cell signalling-PKA, PKC, inositol phospholipids. Post-doc 2 years (colon cancer research). Seek academic position—faculty or post-doc. Avail June 1994. Salary negotiable.

206C Ph.D. 1994. Molec. Biol./Genetics, PCR, Southern, sequencing, tissue culture, cytotoxicity, enzyme purification, Western, PAGE, alkaline elution, protein chemistry. HPLC DNA damage analysis. IBM/Macintosh.

207C Ph.D. Pathology Chemical Carcinogenesis—Tumor promotion tissue culture, biochemistry; animal model (rat liver), Northern analysis, immunohistochemistry. Interested in position relating interaction of tumor development with nutrition or diet and cancer correlations. Experience teaching General Pathology.

208C Ph.D. 1986, Nutritional Sciences, Trace minerals, metabolism & analysis, clinical research, animal studies, body composition, wet chemistry procedures, mineral stable isotope analysis & kinetics; Research and Teaching exp. Seek industry or academic research or admin. position. Avail. June 94. Prefer SF Bay Area. Sal Nego.

210C Ph.D. 1994. Molecular & Cell Bio. Exp. in Cell Culture, Biochem, Molecular Biology. Seek nonacademic position involving cancer research/tumor suppressors &/or Inhibitors.

211C Ph.D. 1990, Molec. Virology; Viral pathogenesis/transformation, oncogenes, signal transduction, structure-function analyses, protein biochemistry, site-directed mutagenesis, expression cloning, immunol. analyses, animal models. Postdoc 4 yrs., Teach. exp. 2 yrs. Seek Academic/indus. research position. Avail. 1995. Prefer Western U.S. Salary negotiable.

212C Ph.D., Expected Summer 1994, Molec. Biol./Biochem.; Cloning RNA/DNA work; library construction, Northern/Southern/Western blots, site-directed mutagenesis, DNA sequencing, prokaryotic expression systems; enzymology-FPLC, HPLC, Ames mutagenicity, protein purification. Need post doc position/acad/ind/govt) Research. Prefer mid-Eastern states. Salary 27K+, Available Sept 94; 11 years Research Exp, 27 pub manuscript.

214C Ph.D. 1988, Biochemist, training in molecular and cell biology. Expertise in protein biochemistry; protein expression in heterologous systems; functional characterization. Postdoc 6 yrs., seeking research position in acad./indust. Avail. end 94, 95.

215C Ph.D. 1986, Mol./Cell Biol.; dioxin receptor, Northern/Western blots, vector constructs, microscopy. Postdoc. 5 yrs. Seek academic research position. Salary negotiable.

217C Ph.D. 1991, Immunol./Microbiol./Cancer Res.; Tissue culture, Northern blots, DNA probes; cytotoxicity assays (Ca^+-release); antiimmunobacterial assays (H^3); Human/murine cell type isolation and purification; biological assays; immunohistochem., Immunofluorescence; FACS; ELISA; ISH, DNA amplification & extraction. Postdoc 3 yrs. Seek acad./indus. position (research or other). Available in May/June 1994. East or West coast. Salary negotiable.

218C Ph.D. 1991. Biochemistry. Modified oligonucleotides, natural products. Liposome-mediated drug delivery. NMR, HPLC, Peptide-based natural products characterization, DNA-adducts structure/function of receptor-mediated transport. Development of isolation procedures. Cell culture.

220C Ph.D. 1975, Toxicology/Drug Development. Safety evaluation tests anticancer/biotech products, 15 yrs. experience 3 drug companies. Seek industry/research position, avail. May/June 1994. Prefer South, Midwest, West other considered. Salary negotiable.

221C Ph.D. 1990, Biophysics; Ligand-DNA Binding, sequence preferences, DNA conformation, carcinogen adducts, low-temperature fluorescence spectroscopy, low-resolution ^{31}P&^{1}H nmr, DNA crystallizations. Potdoctoral experience 3.5 yrs. Seek acad./indus. research, teaching options in industry preferred, if possible. Available—Jan 1995. Prefer midwest/southeast, but no strong preferences. Salary 50K+.

222C M.D. 1968. Anticancer drugs. Molec./Cell. Biol.; Tissue culture DNA adduct. Antican. drugs sensitivity test, Biochemistry. GC. Hpc. VU. Enzyme activity test, endocrinology chemical, hormonal carcinogenesis. Postdoc. 3 yrs. Research associate 3 yrs. Seek acad./indus. research position. Avail. May 1, 1994. Salary negotiable.

224C Ph.D. 1987, Pathology/6 yr post.doc. cell/molec. biol. Integration of animal models with cell/molec analysis. Devel and characterization of *in vitro* models. Use of chimeras and transgenics to study pre-implantation embryogenesis, differentiation, carcinogenesis. Northern/Southern/Western blots, PCR, gel shifts, transfections, surgery. Teaching exper (histology). Avail 8/95.

226C Mol./Cell Biologist, PhD: Research specialties are signal transduction; morphogenesis; cell adhesion receptors; G-protein coupled receptors; structure & function analysis using cytoplasmic domain mutants. Tech specialities are vector construction; site-directed mutagenesis; PCR; DNA synth & seq; tissue/cell culture; stable expression of recombinant DNA; cell-based assays; receptor binding; cytochemistry; westerns; etc. Contact R. Cone (510)-284-4715.

227C Ph.D. 1983, Molec./cell biology; tissue culture, cell matrix, integrin receptors, Northern/Southern/Western blots, biochemical methods such as disintegrin peptide purification, and characterization, peptide and cell labeling, ELISA, cell adhesion, PLT aggregation, coagulation tests—tumor and thrombotic animal models *in vivo* and *ex vivo*—Postdoc. 5 years, seek acad/ind. res. position. Available Sept. 1994.

228C Ph.D. 1991, Nutrition; post. doc in molec. biol. 91–94; Molecular cloning, CDNA library screening, plaque lift hybridization. DNA sequencing, intron/exon mapping, RT-PCR, Northern/Southern/Western blots, DNA probes. Site-directed mutagenesis, footprinting DNase I hypersensitivity. Cell culture, gene expression. Vector construction Avail. May, 1994. Seek acad/indus. research position.

229C Ph.D. 1985, Pharmacology/toxicology. *In vivo in vitro* toxicity study, drug metabolism, oncogenes, signal transduction, most molecular biology tech., and metastasis. Seek indus/acad/govt. Available July 1994, No preference, Salary negoti.

231C Ph.D. 1994 Environ. Hlth. Sci. and Molecular Toxicology: Lab Supervisor/Grad. asst. 3 yrs. Train/supervise tech. personnel. HPLC purification of DNA adducts, DNA amplification, extraction, probes, Southerns (radio- and non-radio-active detect.) oncogenes, biochemical analyses, histology, immunohisto. analyses, prolif. marker, rad. and haz. waste. Teach. exp. 4 yrs. Seek 2–3 yr. research postdoc starting Oct. '94.

232C M.D. 1986 (medicine) & M.S. 1994 (Biomedical Science) Tissue culture; cell matrix; Northern/Southern/Western/sequencing RPA. RT-PCR. Immunology analyses. MDR mechanisms. Fusion protein. Transfection assays. mammalian cell expression. Computer analysis; site-directed mutagenesis; postdoc. 5 years research fellow 2 years; Seek academic position, avail. Sept. 1994. Places flexible; Salary negotiable.

233C Master in Microbiology; 1988. 4½ years work experience as Research Associate in biotechnology and pharmaceutical industry; techniques; cell culture, PCR technology; sequencing, Southern/Western blots. Dot blot; TGGE for detection of point mutations, PCR cloning seeks position in Clinical Drug Development preferably as Clinical Research Associate; Avail. July 1994; Salary negotiable.

234C Ph.D. 1994, Molec./Cell. Biol.; Tissue culture, protein purification. Northern/Southern/Western blots, DNA probes. Teach. exp. 3 yrs. Scientific counsellor 2.5 years. Seek acad./indus. research position. Avail. Dec. 1994. Anywhere in U.S.A. Salary negotiable.

236C Ph.D. 1988, Pharmacology/Pharmacokinetics, animal tumor models, tissue culture, preclinical evaluation of new anticancer compound, clinical trial data analysis. Seek indus research position.

237C M.S., 1982, Experimental therapeutics and biochemistry; Tissue culture, *in vitro* and *vivo* assay including techniques of handling all kinds of animals and surgery, immunol. analyses., Northern/Southern/Western blots. Postdoc. 4 yrs. Teach. and Research 6 yrs. Seek indus. research position. Avail. Date (negotiable). Salary >$45,000/yr.

238C Ph.D. 1989, Molec./Cell Biol.; Tissue culture, Prot. purification, enzymology, Rec. DNA Tech., ELISA, Photo. affinity label., Enz. Immunochem., HPLC, FPLC, GC-MS, Teach. Exp. 6 years, Postdoc. 4 years, seek Acad./Research position. Available July 1994, Sal. negotiable.

239C M.D., MMS, Cell. biol., *in vivo* experiment therapeutics; Northern/Western blots, cytotoxicity and synergy analysis, microscope spectrophotometry, cell proliferation, DNA G-band. Postdoc. 3 yrs. Seek acad./indus research position. Avail. June 1994. Salary negotiable.

240C Ph.D. 1994, Tumor Biol., Cell culture, surface receptors, gene transfection and expression. Cellular microinjection. Northern/Southern/Western blots, immunoprecipitation, PCR, immunohistochemistry, confocal laser microscope and surgical pathology. Pathology 7 yrs. Research 4 yrs. Seek indus/acad. research position. Avail. Oct. 1994. Prefer West or East States. Salary negotiable.

241C M.D., Ph.D. six years experience with genes in animal tumors involving DNA/RNA technologies including PCR, SSCP, southern/northern blot, DNA sequencing, etc. Seeks postdoc (or scientist) position related to gene therapy, early diagnosis, and genetic changes of cancer.

242C M.D. 1983—Board certified Int. medicine, Board eligible medical oncology. Interest in breast cancer. Molec/Cell. Biol. Seek junior faculty position. Available July 94. Prefer Rockies/West coast.

243C Ph.D. 1972. Biochemistry, Northern/Western/zymogram analyses, tissue culture, metalloproteinases, urokinase plasminogen activators and their inhibitors, malignant progression in human keratinocytes and endothelial cells. Postdoc. teaching exp. Seek acad./indus./gov. research pos. Avail. Aug. 1994. Salary neg.

244C M.D. (1983) Ph.D. (March 1994) cell culture, Radioisotope uptake, flow cytometry, Pulsed field gel electrophoresis. Chemosensitivity tests, DNA fragmentation. BMC CFU assay. Avail. July 1994.

245C Ph.D. 1987, Molec/Cell Biol./Biochem. Cell culturing RT-PCR, Western-blots, ELISA, receptor analysis, phosphorylation, multidrug-resistant genes (hematology/oncology). Postdoc: 5 years, research assoc. 2 years. Seek acad./gov./industr. research position. Avail. July 94. No geographical preference, salary neg.

246C M.S. (Biochemistry)/M.D. (Pathology, AP/CP). Broad experience in clinical and laboratory investigation. Special interest in regulation of cell growth and cell death. Studies of signal transduction pathways and cytotoxicity of peroxidized LDL with magnetic resonance and other modern techniques on human cancer cells and their normal counterparts.

248C Ph.D. 1986, Protein purification; cell biol.; tissue culture; growth factors/receptors; ligand interactions; plasmid construction/transfection; biological assay development; Northern/Western blotting; *in vivo* metastasis assays. Postdoc/research assoc. 6 yrs. Seek acad./indus. research position. Avail Sept 1994. Salary negotiable.

249C Ph.D. 1994. Molec./Cell Biol.; Cell culture, Northern/Western Blots, cDNA, riboprobes. Animal surgery, immunol. analysis, Computer Data analysis. Postdoc. 1 year. (Fogarty Fellowship) Teach. exp. 4 yrs. Seek acad./indus. position. Avail. end of 1994. Salary negotiable.

250C M.D., 1991, Italian citizen, J-1 Visa, ECFMG certified. From 1992 until now postdoctoral fellow at UCSF. Experience: radiation biology, DNA damage assays (vivo/vitro), PFGE, quantitative immunohistochem, image anal., large/small animal mod. radiation damage, growth factors expr, apoptosis (*in situ* vivo/vitro). Seek postdoc. position in tumor modelling (transgenic/knockout mice), molecular biology of cancer, cell cycle regulation and related areas. Available Sept 1994. Prefer West Coast States/large urban areas. Salary negotiable.

251C Ph.D. 1994, Molec. genetics; Tissue culture, transfection, Blottings, FISH, DNA fingerprinting, cloning of abnormal DNA fingerprinting fragments, SSCP, direct sequencing of PCR products, oncogenes, can bring moiethum 100 PCR primers, markers, Seek acad/indus. research position. Avail. July 1994.

252C Ph.D. 1994, Microbiology-Molecular Biol.; mRNA splicing, RNA/recombinant DNA, Northern/Southern/Ribonucleoprotein blots, DNA/RNA probes, immunol. analyses, tissue culture, library screening, gene cloning, chromosome walking. Seek acad./indus. postdoctoral research position. Avail. Sept. 1994. Prefer California or Northeastern States.

253C Ph.D. 1984, Synthetic Org. Chem., synthesis and studies of hypervalent iodine, synthesis of heterocycles, tetrahydrofolates; synthesis and studies of biomimetic receptors for drug and DNA base binding, presently synthesizing and testing novel hypoxic cell radio/chemosensitizers and cytotoxins, and developing novel targeting for BNCT; spectroscopic (NMR, IR, UV); Enzyme Assays; Papers and Patent, extensive teaching experience, basic research Rad. Oncology, ca. 5 yrs., seek Acad./Gov. basic res. pos. Avail. 7/95, East or West Coast.

254C Ph.D. 1980, Tumor Immunol/Cell/Mol. Biol., 60+ publications/abstracts, 10+ yrs in directing cancer immunology research/extensive teaching experience; tissue culture, monoclonal antibody prod./characterization, flow cytometry, blotting, RT-PCR, seek acad/indus/gov position. Avail. immed., prefer Southwest/Texas or Pacific NW., Salary negotiable.

255C Ph.D. 1971. Biochem Pharmacol: Enzymology, Protein & Glycoprotein Chemistry, Membrane Biochemistry, Immunochemistry, Mol Biol of Tumor antigens, Tissue Culture. Biochem and Mol Pathol teaching exp. 3 yrs. Seek Supervisory and or Administrative position. Salary negotiable. Available in Sept. 1994.

256C M.D./M.S., Postdoc. Skills: Molec. Biol.; DNA recombination, molecular cloning, DNA sequencing, PCR, Southern/Northern/Western blot, Immunol. analyses, tissue culture. Conduct independent res. on oncoviruses, oncogenes and tumor suppressor genes. Seek acad./indus. research position. Avail. July 1994. Salary negotiable.

257C Ph.D. 1991, Path./Toxic.; Tissue culture, Liver perfusion, partial hepatectomy, thymidine uptake, BrdU, FITC labeling index, growth factors/receptors, LDH toxicity test, DNA assay. Postdoc. 2+ years., Seek acad./indus./gov't research position. Avail. before Feb. 1995. Location: open. Salary negotiable.

258C M.S., 1994. Molec./Cell, carcinogenesis, anti-tumor pharmacology, cancer pathology, radiology, immunology, clinical statistics, FDA/GLP/GCP Regulations and QA audits. Avail. Jan 95; PhD studentship or Research Associate in industry, gov't, academics. Salary negotiable; J1 visa.

AUTHOR INDEX

September 1, 1994

Abbaszadegan, M. R., 4676
Aiza, G., 4813
Alberts, S. R., 4750
Alavaikko, M., 4586
Allay, E., 4648
Anichini, A., 4785
Anzano, M. A., 4614
Archer, G. E., 4710, 4719
Arteaga, C. L., 4703

Baldi, E., 4777
Barat, N., 4635
Basu, H. S., 4698
Beckwith, J. B., 4680
Belfiore, A., 4744
Beltrami, C. A., 4744
Benedict, W. F., 4603
Bigner, D. D., 4710, 4719
Biozzi, G., 4635
Blanco, G., 4586
Blum, R., 4710
Bonaccorsi, L., 4777
Boothman, D. A., 4618
Bosch, F., 4813
Boucher, Y., 4564
Bracke, M. E., 4607
Brennan, J. A., 4603
Breslow, N. E., 4680
Broers, J. L. V., 4769
Brown, C. C., 4614
Brown, P. D., 4726
Brünner, N., 4671
Bruyneel, E. A., 4607
Buetler, T. M., 4573
Burgart, L. J., 4750
Byers, S. W., 4614

Cadena, S. M. S., 4660
Calvete, J. A., 4684
Campo, E., 4813
Cannon, P., 4805
Cardesa, A., 4813
Carloni, V., 4777
Casero, R. A., Jr., 4698
Castelli, C., 4785
Castronovo, V., 4607
Cavenee, W. K., 4586
Chambers, A. F., 4791
Chamone, D. A. F., 4660
Char, D. H., 4764
Charlier, C., 4607
Chen, W-F., 4641
Chong, J-M., 4595
Coelho, I. J. C., 4660
Colvin, O. M., 4710
Conti, A., 4740
Coppes, M. J., 4680
Correa, K. M., 4760
Covelli, V., 4635
Crimmin, M. J., 4726

Dalton, W. S., 4676
Damante, G., 4744
Danø, K., 4671
de la Chapelle, A., 4590
de Villiers, E-M., 4610
Di Lauro, R., 4744
Di Loreto, C., 4744
Ding, R., 4627
Dolan, M. E., 4698
Dorlhiac-Llacer, P., 4660
Dugger, T. C., 4703
Dumenco, L. L., 4648

Eaton, D. L., 4573
Enomoto, T., 4798
Evans, G. A., 4586
Evans, I. E., 4680

Fabbro, D., 4744
Fernandez, L. A., 4715
Fernández, P. L., 4813
Fett, J. W., 4576
Feuerstein, B. G., 4698
Finetti, G., 4777
Fleig, M. J., 4698
Fleming, T. P., 4598
Flens, M. J., 4557
Foellmer, H. G., 4715
Forti, G., 4777
Francis, D., 4671
French, T. C., 4576
Friedman, H. S., 4710
Fritz, J. M., 4557
Fu, X., 4726
Fuchs, H. E., 4710
Fujita, M., 4798
Fukayama, M., 4595
Fukunaga, M., 4798
Fukunaga, N., 4618
Futscher, B. W., 4676

Galardy, R. E., 4715
Garg, P. K., 4719
Garicochea, B., 4660
Garrett, C. T., 4667
Geliebter, J., 4580
Gerson, S. L., 4648
Ghazvini, S., 4764
Glover, M., 4610
Gordon, K. B., 4764
Gray, J. W., 4764
Green, J., 4590
Grobelny, D., 4715
Grøndahl-Hansen, J., 4671
Groom, A. C., 4791
Grundy, P., 4680
Guaspari, A., 4710
Gusella, J. F., 4760

Hamilton, S. R., 4590
Hampton, G. M., 4586
Hansen, H. H., 4671
Hara, A., 4653
Hayashi, Y., 4595
Hirose, Y., 4653
Ho, C-T., 4641
Hoffman, R. M., 4726
Hong, J-Y., 4641
Hruban, R. H., 4603
Hurd, S. D., 4703

Inoue, M., 4798
Ito, K., 4667
Izquierdo, M. A., 4557

Jain, R. K., 4564
Jares, P., 4813

Kesari, K. V., 4580
Khokha, R., 4791
Khokhar, A. R., 4691
Kikuchi-Yanoshita, R., 4595
Kimura, W., 4729
Kinzler, K. W., 4590
Kitayama, J., 4729
Kiviniemi, H., 4586
Klein-Szanto, A. J. P., 4569
Klimecki, W. T., 4676
Koch, W., 4603
Koike, M., 4595
Konishi, M., 4595
Koop, S., 4791
Kroll, S., 4764

Labit, C., 4607
Laffi, G., 4777
Leigh, I. M., 4610
Leisenring, W. M., 4680
Lissoni, P., 4740
List, A., 4676
Liu, B., 4590
Liu, L., 4648
Louis, D. N., 4760
Luk, G. D., 4698
Lupetti, R., 4785
Lynch, H. T., 4590

MacDonald, I. C., 4791
Maestroni, G. J. M., 4740
Maggi, M., 4777
Makita, H., 4653
Mannermaa, A., 4586
Maranhão, R. C., 4660
Mareel, M. M., 4607
Markowitz, S., 4590
Marton, L. J., 4698
Matrisian, L. M., 4805
McDonnell, S., 4805
McLendon, R. E., 4710, 4719
Meijer, C. J. L. M., 4557
Meneghetti, J. C., 4660
Mintz, B., 4569
Miyaki, M., 4595
Mohrenweiser, H. W., 4760
Monden, T., 4798
Mori, H., 4653
Mori, T., 4798
Morris, V. L., 4791
Mortarini, R., 4785
Mouton, D., 4635
Mullen, L. T., 4614
Muratori, M., 4777
Muto, T., 4729

Nadal, A., 4813
Nagawa, H., 4729
Nasim, S., 4667
Navre, M., 4805
Nayach, I., 4813
Newell, D. R., 4684
Newell, K. J., 4805
Newsham, I., 4586

O'Brien, J. M., 4764
Ogawa, H., 4653
Ohnishi, M., 4653
Ohnishi, T., 4798
Ohue, M., 4798
Olson, K. A., 4576
Østerlind, K., 4671

Panceri, P., 4785
Parmiani, G., 4785
Parsons, R. E., 4590
Paucz, L., 4734
Pedersen, H., 4671
Peer, C. W., 4614
Pehamberger, H., 4734
Perin, F., 4635
Perin, O., 4635
Petersen, G. M., 4590
Pileggi, F. J. C., 4660
Pioli, C., 4635
Plessis, M-J., 4635
Proby, C., 4610

Quinn, A. G., 4756

Ramaekers, F. C. S., 4769
Rausch, C., 4610
Rees, J. L., 4756
Roberts, A. B., 4614
Robertson, J. B., 4703
Roebroek, A. J. M., 4769
Rønne, E., 4671
Rose, M. S., 4684
Roskams, T. A. D., 4769
Rubio, M-P., 4760

Salehi, H. A., 4564
Saran, A., 4635
Sasano, H., 4667
Sato, S., 4667
Satoh, K., 4653
Savina, P. A., 4710
Scheffer, G. L., 4557
Scheper, R. J., 4557
Schmidt, E. E., 4791
Schuster, J. M., 4710, 4719
Senden, N. H. M., 4769
Sensi, M., 4785
Serio, M., 4777
Shamanin, V., 4610
Shi, S. T., 4641
Shibata, D., 4750
Shibata, Y., 4729
Shimano, T., 4798
Shu, Q., 4750
Siddik, Z. H., 4691
Sidransky, D., 4603
Sikkink, S., 4756
Silva, E. L., 4660
Silverberg, S. G., 4667
Silvers, W. K., 4569
Smith, J. M., 4614
Smith, T. J., 4641
Smulson, M., 4627
Sporn, M. B., 4614
Stingl, G., 4734
Strickler, J. G., 4750
Strohal, R., 4734

Takami, K., 4798
Takizawa, T., 4595
Tanaka, T., 4653
Taskinen, P. J., 4586
Thompson, C. T., 4764
Tomita, N., 4798
Traserra, J., 4813
Tressler, R. J., 4805
Tsuno, N., 4729
Tuma, R. F., 4564

Ueki, K., 4760

Vallee, B. L., 4576
van de Velde, H. J. K., 4769
Van de Ven, W. J. M., 4769
Van Ness, K. P., 4573
Vasthare, U. S., 4564
Vogelstein, B., 4590
von Deimling, A., 4760

Wang, A., 4653
Wang, M., 4618
Wang, X., 4726
Wang, Z-Y., 4641
Watanabe, K., 4667
Watson, M. A., 4598
Watson, P., 4590
Westra, W., 4603
Willson, J. K. V., 4590
Winnier, A. R., 4703
Winquist, R., 4586
Witty, J. P., 4805
Wright, A. F., 4684

Xu, H-J., 4603

Yajima, A., 4667
Yana, I., 4798
Yang, C. S., 4641
Yasuhara, H., 4729
Yoo, G. H., 4603
Yoshida, M., 4691
Yuan, F., 4564

Zalutsky, M. R., 4719
Zaman, G. J. R., 4557
Zheng, J., 4750
zur Hausen, H., 4610

FIRST ANNOUNCEMENT

Call for Abstracts

86th Annual Meeting of the American Association for Cancer Research

March 18-22, 1995
Toronto, Ontario, Canada

An Exciting Multidisciplinary Program for Laboratory and Clinical Cancer Researchers

In This Booklet:

- **Abstract Submission Forms and Instructions**
- **Preliminary Program Information**
- **Information on Travel Awards for Young Basic and Clinical Investigators**
- **Advance Registration and Housing Forms**
- **AACR Membership Application Forms**
- **Employment Register Forms**

TABLE OF CONTENTS

TOPICS OF SPECIAL SESSIONS AT 1995 ANNUAL MEETING 1s

TENTATIVE SCHEDULE OF EVENTS 2s

MEETING OVERVIEW 3s

ACKNOWLEDGMENT CARD ..... Following Page 4s

REGULATIONS APPLYING TO ABSTRACTS AND PROFFERED PAPERS 5s

INSTRUCTIONS FOR PREPARATION AND MAILING OF ABSTRACTS 6s

ABSTRACT CATEGORY/SUBCLASSIFICATION LIST 10s

SAMPLE ABSTRACT FORM 12s

OFFICIAL ABSTRACT FORMS 13s

MEMBERSHIP APPLICATION FORMS
- **Active and Corresponding** 17s
- **Associate** 19s

EMPLOYMENT REGISTER FORMS 21s

HOTEL INFORMATION AND RESERVATION FORM 25s

AUDIOTAPE ORDER FORM (1994 Annual Meeting) 29s

ADVANCE REGISTRATION FORM 31s

FORTHCOMING AACR SCIENTIFIC MEETINGS 32s

BOARD OF DIRECTORS AND ANNUAL MEETING COMMITTEES 33s

AMERICAN ASSOCIATION FOR CANCER RESEARCH
86th Annual Meeting

Donald S. Coffey, Program Chairperson

Metro Toronto Convention Centre, Toronto, Ontario, Canada

March 18-22, 1995

Titles of Major Sessions

(Confirmed Chairpersons in Parentheses)

PLENARY SESSION

An Integrated View of the Cancer Cell (Donald S. Coffey)

SYMPOSIA

The Cell Cycle and Tumor Suppressor Genes (Thea D. Tlsty)

DNA Damage and Repair (Philip C. Hanawalt)

Natural Products in Chemoprevention (Michael B. Sporn)

Ribozymes and Antisense Oligonucleotides and the Alteration of Gene Expression (Kevin J. Scanlon)

Genetic Susceptibility to Cancer (Kenneth W. Kinzler)

Environmental Carcinogens and Their Impact (Kenneth Olden)

Cell Surface Glycosylation Defining Malignancy (Sen-itiroh Hakomori)

Apoptosis (Alan R. Eastman)

Biology of Radiation Oncology (H. Rodney Withers and additional chairperson to be announced)

Biomarkers of Carcinogenesis (David Sidransky)

Transcription Factors and Carcinogenesis (Frank J. Rauscher)

Gene Therapy in Cancer Clinical Trials

Telomeres and Telomerases (Carol W. Greider and Jerry W. Shay)

Extracellular Matrix, Gene Expression, and Cell Signalling (Hynda K. Kleinman)

Mechanistic Basis for Ethnic Differences in Cancer Risk

Signal Transduction and Gene Control and Development (James E. Darnell)

Angiogenesis (Judah Folkman and Adrian L. Harris)

Genes, Development, and Cancer (Eric N. Olson)

Growth Factors, Their Receptors, and Differentiation (Angie Rizzino)

New Strategies and Targets for Chemotherapy (Joseph R. Bertino and Eddie Reed)

Genetic Approaches to Invasion and Metastasis

Immunotherapy: Tumor Vaccines (David A. Berd)

Dietary Intervention in Hormonal Carcinogenesis (Diane F. Birt and Lovell A. Jones)

The Role of Stromal-Epithelial Interactions in Growth and Neoplasia (Leland W. K. Chung)

Cancer Prevention and Intermediate Biomarkers (Peter Greenwald)

Translational Research in Breast Cancer

DNA Methylation (Peter A. Jones and Stephen B. Baylin)

METHODS WORKSHOPS

General, *In Situ*, and Quantitative PCR (including Differential Display)

Gene Targeting: Transgenics and Knockouts

CONTROVERSY SESSIONS

Are Estrogens Implicated in Breast Cancer?

Is Mammography Before Age 50 Beneficial?

What Are the Limits and Benefits of the PSA Assay?

Breast Cancer Prevention: What Will We Advise Women with BRCA1?

What Are the Risks of Electromagnetic Fields in Causing Cancer?

Is Bone Marrow Transplantation Indicated for Breast Cancer?

MEET-THE-EXPERT SUNRISE SESSIONS

New Developments in Clinical Pharmacology (Merrill J. Egorin)

Site-specific Gene Expression in Transgenic Animals (Norman Greenberg)

Organ-specific Carcinogenesis (Cheryl Lyn Walker)

Modeling and Analyzing Clinical Trials

Multivariate Determinants of Radiocurability

Multidrug Resistance

Cytokines, Vaccines, and Gene Therapy (Jonathan W. Simons)

Tyrosine Kinases and Phosphatases

Prostate Cancer (John T. Isaacs)

Lung Cancer

Colon Cancer

Pediatric Malignancies (Joseph V. Simone)

Hematological Malignancies

Stem Cell Transplantation (Elizabeth J. Shpall)

Epidemiology and Cancer Prevention (Elizabeth W. Newcomb)

Is a Mutagenic Event Involved in Initiation? (Ann R. Kennedy)

Glutathione S-Transferase

Farnesyl Transferase as a Target for Therapy (Alexander W. Wood)

Liver Cancer Etiology and Prevention (John D. Groopman)

Biochemical Determinants of Carcinogenesis (Allan B. Okey)

EDUCATIONAL WORKSHOPS

To Be Announced

Abstract Deadline: October 14, 1994. Further Information: AACR Office • Public Ledger Building • Suite 816
150 S. Independence Mall West • Philadelphia, PA 19106-3483 • **TELEPHONE** (215) 440-9300 • **FAX** (215) 440-9313

1995 AACR ANNUAL MEETING

TENTATIVE SCHEDULE OF EVENTS

(All events take place at Metro Toronto Convention Centre or the adjoining Crowne Plaza Metro Centre, except as indicated.)

Saturday, March 18

12:00 noon-8:00 p.m.	On-site Registration
2:00-5:00 p.m.	Educational Sessions (advance registration required; forms available in November)
2:00-6:00 p.m.	Methods Workshops (advance registration required; forms available in November)
6:30-8:00 p.m.	WICR Guest Lecture and Reception
8:00-10:00 p.m.	Opening Mixer (Royal York Hotel)

Sunday, March 19

7:00 a.m.-4:00 p.m.	On-site Registration
7:00-8:00 a.m.	Meet-the-Expert Sunrise Sessions
8:00 a.m.-12:00 noon	Poster and Poster Discussion Sessions
8:30 a.m.-12:00 noon	Minisymposia
9:00 a.m.-12:00 noon	Plenary Session: "An Integrated View of the Cancer Cell," Donald S. Coffey, *Chairperson*
12:00 noon-1:00 p.m.	Clowes Memorial Award Lecture
12:30-5:00 p.m.	Exhibit Show
1:00-2:00 p.m.	Controversy Session
1:00-5:00 p.m.	Poster and Poster Discussion Sessions
1:30-5:00 p.m.	Minisymposia
2:00-5:00 p.m.	Symposia
5:15-6:15 p.m.	Presidential Address: Edward Bresnick
6:30-9:00 p.m.	Minority Issues Committee Symposium (Royal York Hotel)
8:00-10:30 p.m.	Annual Reception (Royal York Hotel)

Monday, March 20

7:00 a.m.-4:00 p.m.	On-site Registration
7:00-8:00 a.m.	Meet-the-Expert Sunrise Sessions
7:00-8:00 a.m.	WICR Mentoring Breakfast
8:00 a.m.-12:00 noon	Poster and Poster Discussion Sessions
8:00-11:00 a.m.	Symposia
8:30 a.m.-12:00 noon	Minisymposia
10:00 a.m.-4:00 p.m.	Exhibit Show
11:00 a.m.-12:00 noon	Controversy Session

Monday, March 20 (cont.)

12:00 noon-1:00 p.m.	American Cancer Society Award Lecture
1:00-2:00 p.m.	Controversy Session
1:00-5:00 p.m.	Poster and Poster Discussion Sessions
1:30-5:00 p.m.	Minisymposia
2:00-5:00 p.m.	Symposia
5:15-6:30 p.m.	Annual Business Meeting

Tuesday, March 21

7:00 a.m.-4:00 p.m.	On-site Registration
7:00-8:00 a.m.	Meet-the-Expert Sunrise Sessions
8:00 a.m.-12:00 noon	Poster and Poster Discussion Sessions
8:00-11:00 a.m.	Symposia
8:30 a.m.-12:00 noon	Minisymposia
10:30 a.m.-5:00 p.m.	Exhibit Show
11:00 a.m.-12:00 noon	Controversy Session
12:00 noon-1:00 p.m.	Rosenthal Foundation Award Lecture
1:00-2:00 p.m.	Late-Breaking Research Session
1:00-5:00 p.m.	Poster and Poster Discussion Sessions
1:30-5:00 p.m.	Minisymposia
2:00-5:00 p.m.	Symposia
5:15-6:15 p.m.	Rhoads Memorial Award Lecture
6:30-8:00 p.m.	WICR Business Meeting

Wednesday, March 22

7:00 a.m.-2:00 p.m.	On-site Registration
7:00-8:00 a.m.	Meet-the-Expert Sunrise Sessions
8:00 a.m.-12:00 noon	Poster and Poster Discussion Sessions
8:00-11:00 a.m.	Symposia
8:30 a.m.-12:00 noon	Minisymposia
11:00 a.m.-12:00 noon	Controversy Session
12:00 noon-1:00 p.m.	Cain Memorial Award Lecture
1:00-2:00 p.m.	Controversy Session
1:00-5:00 p.m.	Poster and Poster Discussion Sessions
1:30-5:00 p.m.	Minisymposia
2:00-5:00 p.m.	Symposia

86TH ANNUAL MEETING OF THE AMERICAN ASSOCIATION FOR CANCER RESEARCH (AACR) MARCH 18-22, 1995 - TORONTO, ONTARIO, CANADA

FEATURING THE LATEST DEVELOPMENTS IN ALL AREAS OF CANCER RESEARCH

THE TRADITION OF BROAD SCIENTIFIC EXCELLENCE CONTINUES.

Because of its worldwide reputation for comprehensive cancer programs at the basic, clinical, and translational levels, the AACR Annual Meeting is the event that cancer researchers – no matter what your research interest – cannot afford to miss.

• Chairperson of the Program Committee, Donald S. Coffey, along with the distinguished members of his Committee, has made certain that the AACR Meeting will span the full spectrum of the most timely and significant cancer research being conducted today.

• Abstract categories and subclassifications have been reorganized this year to facilitate the best possible program of proffered papers.

  • Many of the familiar abstract categories and the corresponding Program subcommittees have been subdivided into sections to maximize good peer review and facilitate the organization of exciting and coherent sessions.

  • Authors may now choose to submit their papers to subcommittees representing scientific disciplines or to the new Organ Site/Translational Subcommittees that will organize multidisciplinary sessions around specific disease sites.

• Internationally renowned basic and clinical investigators have been invited to organize a variety of special sessions on the most promising advances in the field.

• Because of their great popularity at last year's meeting, the Committee has scheduled more Meet-The-Expert Sunrise Sessions as well as Controversy Sessions.

• Some program time has been reserved for "late-breaking" research results. Instructions for submitting abstracts of papers for this new feature of the annual meeting will appear in the Second Announcement.

• A new Education Committee has been formed to organize a full complement of Pre-meeting Educational Sessions on Saturday afternoon, March 18. These three-hour sessions will be particularly useful for registrants wishing to update or buttress their knowledge of important topics in the field. This educational program will encompass laboratory, clinical, and translational research. Advance registration will be required for these sessions; application forms will be available in the Second Announcement in November.

THE ANNUAL MEETING FORMAT PROMOTES SCIENTIFIC INTERACTION AND REDUCES TRAVEL COSTS FOR PARTICIPANTS.

The scientific community has responded enthusiastically to last year's major changes in the format of the AACR Annual Meeting. The number of abstracts received (almost 4,000) and of scientists registered (over 6,500) were the highest in the Association's history. Each scientific discipline represented on the Program shared in the overall increase in abstract submissions. For 1995 the AACR will retain and, in some cases, enhance these format changes that reduce scheduling conflicts and travel costs, and that substantially increase the opportunities for slide presentations of proffered papers in minisymposia. The 1995 Annual Meeting will

• **Take place in March,** well before the June 1 NIH grant submission deadline and the Memorial Day Holiday.

• **Begin on Saturday afternoon (Educational Program and Methods Workshops) and start the full spectrum of sessions on Sunday morning, March 19,** allowing registrants to obtain significantly reduced airfares that require a Saturday night stayover. **The meeting will end at about 5:00 p.m. on Wednesday afternoon, March 22.**

• **Include four full days of scientific sessions,** thus reducing the number of overlaps in scientific sessions throughout the meeting. More papers will be presented in minisymposia. Also, it will be possible to attend three-hour symposia and still have one hour to view posters.

• **Provide an opportunity to obtain updates on rapidly developing scientific areas and learn state-of-the-art research techniques** at the new Educational Sessions and Methods Workshops scheduled on Saturday afternoon, March 18, the afternoon before the annual meeting officially begins.

• **Feature an opening Plenary Session and 26 special Symposia that include invited presentations by the outstanding leaders in the field.**

• **Present six major lectures (including award lectures)** covering overviews of state-of-the-art basic, clinical and translational cancer research.

• **Provide opportunities for small-group interactions** with prominent scientists during an increased number of "Meet the Expert" Sunrise Sessions each morning.

• **Offer twice the number of Controversy Sessions** to encourage the presentation of opposing views of important topics on the field.

A FULL COMPLEMENT OF SERVICES AND PROGRAMS MEETS YOUR OTHER PROFESSIONAL NEEDS.

• The **rapidly growing Exhibit Show** presents the products and services essential to laboratory and clinical research programs.

• The **AACR Employment Register** lists available positions and candidates and arranges appointments between employers and potential employees during the meeting.

• **Women in Cancer Research (WICR)** will present a guest speaker (Saturday evening, March 18) and a breakfast mentoring session (Monday, March 20) in addition to its Business Meeting on Tuesday evening, March 21.

• The **Minority Issues Committee's Careers Symposium** will bring together senior and junior investigators to discuss pathways and obstacles to successful research careers in cancer and biomedical research in various sectors.

• **The NIH Grants Resource Room** will be open throughout the meeting so that registrants can meet informally with NIH Program and Review Staff.

• The **AACR Associate Member Meeting** will enable young investigators to meet with their representatives on the Associate Member Council as well as AACR Officers and Directors. (Nonmembers are welcome to attend.)

AN OUTSTANDING MEETING SITE IS NOW EVEN MORE APPEALING.

• The AACR Annual Meeting returns to Canada where a favorable exchange rate reduces the cost of attendance.

• The Metro Toronto Convention Centre and the attached Crowne Plaza Toronto Centre Hotel offer a compact site for all scientific sessions.

• The famous Royal York Hotel, only one block from the Centre, will serve as headquarters hotel.

• A variety of other accommodations are available, almost all within a 5- to 10-minute walk of the Centre and Toronto's many local attractions.

• The Association's Official Travel Agent, **Uniglobe**, will offer **special airfare discounts**. Call 800-243-4370 or (from outside of North America) 215-628-3322 or FAX 215-628-0310.

• Bonded child care will be available at the Royal York Hotel.

AN EXPANDED PROGRAM OF ANNUAL MEETING GRANTS FOR YOUNG INVESTIGATORS MAKES IT EASIER FOR THEM TO ATTEND THE ANNUAL MEETING.

• Key pharmaceutical firms will be supporting travel awards for medical and graduate students, physicians in training, and postdoctoral fellows who are authors of abstracts that have been highly rated by the Program Committee. Eligible scientists need only submit an abstract and check Box 6A on the abstract form for automatic consideration. The names of these generous contributors will be cited in future brochures.

• **Travel Awards from the Comprehensive Minority Biomedical Program of the NCI** for graduate and medical students, physicians in training, and postdoctoral fellows from minority groups considered underrepresented in cancer research by the NCI, *i.e.* African Americans, Hispanic Americans, Native Americans, Native Pacific Islanders, and Alaskan Americans. Check Box 6B on the abstract form or call the AACR Office for an application form.

• **WICR's Brigid Leventhal Travel Awards** for graduate and medical students, physicians in training, and postdoctoral fellows who have submitted an abstract for the meeting and have been nominated by a member in good standing of WICR. Application forms are available from

Dr. Mary Jean Sawey
Assistant Professor of Radiation Oncology
University of Pennsylvania Medical School
Clinical Research Building, Room 528, 422 Curie Blvd.
Philadelphia, PA 19104-6143

HOW TO PARTICIPATE IN THE 1995 ANNUAL MEETING

1. **Submit an abstract.** See official forms on Pages 13 and 15, instructions on Pages 5-9, abstract categories on Pages 10-11, and sample abstract on Page 12. **ABSTRACT DEADLINE IS OCTOBER 14, 1994.**

2. **Register for the annual meeting** using the advance registration form on Page 31. Send the form with payment to the AACR Office by **February 3, 1995,** to obtain reduced registration rates and to ensure the receipt of your badge and meeting publications in advance of the annual meeting.

3. **Review the scientific program on a floppy diskette on your home or office computer in advance of the meeting** by adding US$15 or C$22 to your advance registration fee payment. Check the appropriate box on the registration form and be sure to specify the desired diskette format.

4. **Reserve a hotel room.** The deadline for reservations is **February 17, 1995**. On Page 27 you will find the official housing form; on Page 25, instructions for using the AACR Housing Bureau in Toronto and a map showing the convention center and all hotels reserving rooms for the AACR Meeting; on Page 26, sleeping room rates; and on Page 28, descriptions of each hotel. **Submit your form as soon as possible** to obtain your first choice hotel room.

5. **Join the AACR.** Application forms for active and corresponding membership appear on Pages 17-18, and for associate membership, on Pages 19-20. Application for membership has recently been facilitated for many scientists:

   • Corresponding members may now sponsor candidates for corresponding, active, and associate membership.

   • Eligible scientists from outside of North America may now apply for associate membership.

   • The next deadlines for applications for active and corresponding membership are September 1, 1994, and January 1, 1995. Applicants who meet the September 1 deadline will be afforded the opportunity to sponsor an abstract for the 1995 meeting pending their subsequent election to membership.

THE AACR MEETING IN TORONTO, MARCH 18-22, 1995 IS THE MEETING YOU CANNOT AFFORD TO MISS.

AMERICAN ASSOCIATION FOR CANCER RESEARCH
86th ANNUAL MEETING

Metro Toronto Convention Centre • Toronto, Ontario, Canada • March 18-22, 1995

Deadline for Receipt of Abstracts at the AACR Office
OCTOBER 14, 1994

Regulations Applying to Abstracts and Proffered Papers

Submission of an abstract of a paper for consideration for presentation at the annual meeting of the Association implies that the authors have not previously published these data, that they have not presented them at a national scientific meeting, and that they are not planning to publish or present them prior to the dates of the AACR annual meeting. The content of all abstracts is kept confidential by the members of the Program Committee during the review and publication processes. After review of the abstract by the Program Committee the authors will be notified about its acceptability for presentation. The paper given at the annual meeting must coincide directly with the scientific content of the submitted abstract. If for any reason this is not possible, the paper must be withdrawn from presentation. Only those abstracts that after scientific review by the Program Committee are deemed acceptable for presentation at the annual meeting will be published in the *Proceedings of the American Association for Cancer Research* to be issued in March 1995. *N.B.* Authors will be charged for any production costs incurred as a result of abstracts withdrawn after the *Proceedings* goes to press.

The Program Committee will assign papers at its own discretion to minisymposia, poster discussion sessions, and poster sessions.

Minisymposia. Minisymposia will be planned from submitted abstracts. This format serves as a vehicle for the presentation and extensive discussion of developments in timely areas of cancer research.

Authors whose papers are assigned to minisymposia will be informed about the amount of time available for the delivery of their papers. There will be opportunities for the discussion of each paper scheduled at appropriate intervals during the session. In addition, these sessions will include an introduction and a concluding discussion of the topic.

Poster Discussion Sessions. Poster discussion sessions will also be scheduled from submitted abstracts and will run for four hours. The presentation of posters is supplemented by a focussed discussion of the research areas under consideration. After presentation of the posters, there will be a one-hour discussion period led by two chairpersons. Participants will have an opportunity to view the posters again after the discussion.

Prior to the annual meeting, the two chairpersons of these sessions will communicate directly with the authors presenting in the session to obtain more information on the work to be discussed. Authors will be expected to submit the content of their posters to the two chairpersons well in advance of the meeting to maximize the effectiveness of the discussion at the annual meeting.

Poster Sessions. Regular poster sessions will extend for four hours. Authors will be required to be present at their posters for the first three hours of each session. Detailed instructions for the preparation of posters will be sent to all authors whose abstracts are accepted for these sessions.

The Association will do its utmost to assist any author who, for religious reasons, cannot present a paper on a particular day of the week. However, the complexities of scheduling thousands of abstracts for this multidisciplinary cancer research meeting require that sufficient notice from authors be given to the Program Committee. Authors who need special assistance in this regard must enclose written requests along with their submitted abstracts.

SPONSORSHIP REGULATIONS

1. The SPONSOR must be a member of the Association in good standing. That is, an active, corresponding, or associate member must have paid his or her membership dues through 1994 by the time of the submission of the abstract in order to serve as the SPONSOR of one abstract for the upcoming annual meeting. As stated in the AACR By-Laws, honorary and emeritus members are exempt from the payment of dues; thus this regulation does not apply to them.

An associate member may SPONSOR his or her own abstract provided that (a) he or she is the PRESENTER of the abstract, **and** (b) an active or corresponding member in good standing also signs the abstract form endorsing the work. The endorser does not thereby lose his or her own sponsorship privilege. **Note:** An associate member may sponsor only **one** (namely, his or her own) abstract.

2. Each member of the Association may SPONSOR only one abstract. This privilege may be used in one of two ways: (a) the SPONSOR may be one of the authors of the abstract, or (b) the SPONSOR may sign the abstract on behalf of the authors who may be members or nonmembers of the Association.

PRESENTERS PLEASE NOTE:
If you intend to present more than one abstract, you may find that the Program Committee has inadvertently scheduled the papers in different sessions taking place at the same time. Since time limitations preclude the rescheduling of papers to other sessions, it will be the responsibility of the presenting author to find a suitable coauthor to present the other paper(s).

3. The SPONSOR must sign the abstract form in the space provided.

4. A member or nonmember may be listed as a coauthor on more than one abstract, provided that each abstract has a different member SPONSOR.

5. The SPONSOR is obligated to ascertain that all authors are aware of the content of the abstract. Sponsorship of an abstract implies support for the data and interpretations contained therein.

Please do not submit applications for 1994 active/corresponding membership along with your abstracts. The closing date for receipt of these applications is September 1.

COMPLIANCE WITH THESE REGULATIONS IS THE RESPONSIBILITY OF THE SPONSOR. Adherence to these rules will be verified. Violations will result in the rejection and return of the abstract to the SPONSOR without consideration by the Program Committee.

ABSTRACT SUBMISSION FEE

A fee of US$35 will be assessed for each abstract submitted for consideration by the Program Committee. This fee offsets some of the costs of processing the abstract. Each abstract must be accompanied by a check or purchase order for US$35 payable to the American Association for Cancer Research, Inc. - **OR** - authorization must be provided to charge this fee to a credit card that is accepted by the AACR (see Item 8 on the abstract form). All checks must be drawn on United States banks. If a purchase order must precede payment by an institution, it is the PRESENTER's responsibility to ensure that the purchase order is followed by payment of the fee. **Please list the name(s) of the PRESENTER(s) on the check or purchase order.**

In cases of the voluntary withdrawal of an abstract by the author, the return of the abstract because of violation of abstract regulations, or the rejection of the abstract for presentation, the submission fee will not be refunded.

Instructions for the Preparation and Mailing of Abstracts

ABSTRACT FORM

Abstracts must be submitted on the official blue and white abstract form provided by the Association. **FAX TRANSMITTALS WILL NOT BE ACCEPTED.**

Enclosed are TWO abstract forms. Please pass one on to a colleague if you do not need it for your own use. Additional abstract forms may be obtained by calling or by writing to the AACR Office.

A Temporary Abstract Number will be assigned to your abstract when it arrives at the AACR Office. Its number will be listed on the card that is returned to you acknowledging receipt of your abstract. Please reference the Temporary Abstract Number in all subsequent communications with the AACR Office.

The official abstract form must be completely filled out and signed in accordance with the instructions. Two (2) photocopies of the completed form must also be submitted. In addition to typing the abstract within the blue border according to the instructions given below, please provide the information and signatures requested on the abstract form as follows. (*N.B.* The numbered headings below correspond to the numbers on the abstract form.)

1. **Category and Subclassification.** Choose **ONLY ONE** category and subclassification. Indicate the category and subclassification in which your paper belongs by typing the appropriate five-character code in the blocks provided. A list of codes for the categories and subclassifications appears on Pages 10-11 of this booklet. These designations will serve as a guide to the Program Committee in the grouping of abstracts but will not necessarily be the actual titles of scientific sessions to be held at the annual meeting.

2. **Sponsor of the Abstract.** Type the member number, name, address, telephone number, and FAX number of the member using his or her membership privilege to SPONSOR the abstract. (Member numbers can be found on an individual's membership card and in the *AACR Directory of Members*.) The SPONSOR, who must be a member of the AACR in good standing through 1994, may SPONSOR only one abstract. (See Page 4 for Sponsorship Regulations.)

3. **Sponsor Signature.** The SPONSOR must sign the form in the space provided to indicate support for the data and interpretations contained in the abstract and to transfer the copyright of the abstract to the American Association for Cancer Research, Inc., copyright owner of the collective work - the *Proceedings of the American Association for Cancer Research.*

4. **Associate Members Only.** If an associate member is the SPONSOR AND PRESENTER of the abstract, he or she must ask an active or corresponding member in good standing or an emeritus or honorary member to sign Line 4 of the form as an endorsement of the work. Type the name and member number of the endorsing member on the appropriate lines.

5. **Presenter of Abstract.** Type the name, AACR member number (if applicable), address, telephone number, and FAX number of the PRESENTER of the paper in the space provided. It is generally expected that the first author of an abstract will be its PRESENTER.

6. **Eligibility for Travel Awards.**

A. Indicate whether the PRESENTER of the abstract is a medical student, graduate student, physician in training, or postdoctoral fellow. PRESENTERS who meet these requirements and who are first authors on abstracts rated highly by the Program Committee may be candidates for a travel award. If a PRESENTER is eligible based on the above criteria and is under consideration, a letter confirming his or her status on the official letterhead of the PRESENTER's institution and signed by the registrar, dean, or department head of that institution will be requested at a later date.

B. If the PRESENTER meets the criteria in the paragraph above, check this box if the PRESENTER is **also** Black, Hispanic, American Indian, Native Alaskan, or Native Pacific Islander. The Comprehensive Minority Biomedical Program of the National Cancer Institute funds a program of travel grants administered by the AACR to encourage participation in the annual meeting by minority groups which have traditionally been underrepresented in cancer research.

Eligible scientists are young, full-time predoctoral students, postdoctoral fellows, and physicians in training who are either engaged in cancer research, or who have training that could lead to contributions in this field. By action of the AACR Board of Directors, only citizens of the U.S. and Canada or scientists who are permanent residents in those countries may receive one of these NCI awards to minority scientists. Awardees will be selected on the basis of qualifications, references, and an estimation of potential benefit by an advisory committee consisting of members of AACR who will review a completed application and letters of reference. The award will consist of partial support of registration, travel, and subsistence expenses incurred in connection with attendance at the annual meeting.

Persons checking this box will receive an application form which must be completed and returned to the AACR by **January 9, 1995.** Applicants will be chosen both from minority institutions and the larger bodies of universities and research institutions. Awardees are expected to attend at least three full days of scientific sessions. Along with their requests for reimbursement of relevant expenses, they must submit a brief report commenting on the scientific sessions they attended at the meeting.

7. **Presenter Signature.** The PRESENTER of the paper must sign the form in the space provided to give the Association permission to arrange for audiotape recording and the subsequent sale of audiotape cassettes of the papers delivered orally at the 1995 Annual Meeting. Your advance permission for this taping in the event that your paper is among those to be recorded is appreciated. NOTE: If the PRESENTER is also the SPONSOR of the abstract, he or she must sign the form on Line 3 as well as Line 7.

8. **Authorization to Charge Credit Card for US$35 Abstract Submission Fee.** If you want the Abstract Submission Fee (US$35) to be billed to your credit card, please fill in the necessary information and sign in the space provided.

ABSTRACTS SUBMITTED IN VIOLATION OF ANY OF THE ABOVE REGULATIONS, *I.E.*, ABSTRACTS WITHOUT A CATEGORY AND SUBCLASSIFICATION (LINE 1), WITHOUT THE NAMES OF THE SPONSOR AND PRESENTER (LINES 2 AND 5), OR WITHOUT THE REQUIRED SIGNATURES (LINES 3 AND 7) WILL BE SUBJECT TO AN ADMINISTRATIVE CHARGE OF US$35.

CONTENT OF ABSTRACTS

As stated previously, submission of an abstract of a paper implies that the authors have not previously published these data, that they have not presented them at a national scientific meeting, and that they are not planning to publish or present them prior to the dates of the AACR annual meeting.

Members of the Program Committee will evaluate the scientific quality of the submitted abstract on the basis of the following criteria: novelty of the research, significance of the findings, and clarity of the presentation. Authors should be particularly cognizant of the importance of setting forth the objectives and hypotheses of the study in a clear and succinct manner and of summarizing the new, unpublished results. If the abstract is poorly written such that the Program Committee cannot determine its novelty and importance, the acceptance of the paper for presentation at the annual meeting will be jeopardized.

1. Abstracts must describe in a succinct manner the purposes and results of the research so that the quality, originality, and comprehensiveness of the work can be evaluated by the Program Committee. Each abstract should contain: (a) an introductory sentence indicating the purpose of the study; (b) a brief description of pertinent experimental procedures; (c) a summary of the new, unpublished data; and (d) a statement of the conclusions. Authors must accept sole responsibility for the statements in their abstracts. Abstracts should be carefully proofread to avoid errors in the published literature.

2. Titles should be indicative of the content of the abstract. All words necessary to identify the subject matter should be included in the title to facilitate information retrieval and online searches. Periods (not dashes or other punctuation) should be used to separate two-part titles. Abbreviations are not permitted in titles.

3. Abbreviations may be used in the body of an abstract if they are defined at their first mention in the text. Complex therapeutic regimens must be identified. The chemical structure, method of preparation, and patent or reference numbers of chemical compounds should be provided in the abstract.

4. Illustrations within abstracts are not acceptable; however, a brief, clear table may be incorporated into the abstract if the authors feel that this is the most effective method of presenting the findings.

5. Supplementary data submitted along with the abstract will not be transmitted to the Program Committee for review.

FORMAT OF ABSTRACTS

Abstracts will be printed in the *Proceedings* by direct photoreproduction of the original abstract form submitted by the author. Since errors made on the form will appear in the published abstract, careful preparation and proofreading are essential. Only abstracts submitted on the official abstract form will be considered by the Program Committee. There is a limited supply of these forms. Therefore, before the abstract is typed on the final form, all instructions and the sample abstract should be read thoroughly.

Abstracts must be prepared in accordance with the approved format demonstrated in the sample abstract (Page 12). Please note in particular the following regulations concerning format:

1. The entire abstract, including text, title, authors, and affiliations, must fit within the blue lines provided.

2. The abstract must not be mechanically reduced to fit into the box provided. This will compromise its legibility after reduction for printing.

3. The first line of the title should be flush with the left margin of the abstract box.

4. The heading must include: the title of the paper with ONLY THE FIRST LETTER OF THE FIRST WORD CAPITALIZED and the rest in lower case (except where lower case is incorrect, *e.g.*, the word "DNA"), the authors' names (as a group, with surnames first and given names last), their institutional affiliations, cities, states in abbreviated forms, zip codes, and countries. If possible, please print the title in **boldface** letters.

Abbreviations are not permitted in titles. Abbreviations may be used in the body of the abstract if they follow in parentheses immediately after the term being abbreviated at the first usage of that term in the text.

5. Academic degrees should be omitted to save valuable space.

6. The abstract should be printed single spaced in one paragraph. Abstracts should not be printed using dot-matrix printers. Abstracts may be prepared using typewriters or daisy-wheel printers with a sharp black ribbon and a printing element no smaller than 12 pitch (elite). Abstracts may also be printed using laser or ink-jet printers with type no smaller than 10-point.

7. Any symbols that must be drawn by hand should be drawn with black ink.

ABSTRACTS OR ABSTRACT HEADINGS FOUND TO BE UNSUITABLE FOR DIRECT PHOTOREPRODUCTION WILL BE RETYPED AT A COST OF US$35 TO THE SPONSOR.

PLEASE DIRECT QUESTIONS REGARDING THE PREPARATION OF ABSTRACTS TO 215/440-9300.

SUBMISSION OF CORRECTED ABSTRACTS

If after mailing your abstract you discover an error, please do not submit a corrected abstract until you have received an acknowledgment card containing the Temporary Abstract Number of your original submission. You may then submit a corrected abstract in strict accordance with the following instructions:

1. Use an official abstract form, print the **full** text of the abstract in the space provided, and answer **all** questions on the form.

2. Write your **Temporary Abstract Number** and the word **"Resubmission"** in the box in the upper right hand corner labeled Temp. Abst. No.

3. Send the abstract to the address given on the next page. **In addition**, write or type the word **"Resubmission"** on the mailing envelope.

Authors may be charged for any production costs incurred as a result of abstracts being resubmitted after the *Proceedings* issue goes to press. The Association will not be responsible for the acceptance and processing of revised abstracts not submitted in compliance with the above regulations. No substantive changes may be made in abstracts after they have undergone scientific review, and the Association cannot accept any resubmission that will delay the publication of the *Proceedings*.

MAILING INSTRUCTIONS

1. Abstracts must be received in the office of the American Association for Cancer Research **no later than October 14, 1994.** Submission at an earlier date would be appreciated. The Association urges investigators working outside of the United States to send their abstracts well ahead of the deadline date or to use one of the international courier services that offer delivery within a few days. The deadline for receipt must be applied uniformly to all abstracts regardless of their origin. **FAX transmittals will not be accepted.**

2. The following material should accompany the official abstract form:

A. Two (2) legible copies of the completed form.

B. A check or purchase order for US$35 payable to the American Association for Cancer Research, Inc. All checks must be drawn on United States banks. **PLEASE LIST THE NAME(S) OF THE PRESENTER(S) ON YOUR CHECK OR PURCHASE ORDER.** If you wish us to charge this amount to your credit card, fill out and sign Item 8 on the abstract form.

C. The Acknowledgment Card attached to this announcement. The names of the authors, and the title of the paper should be filled in on the card prior to submission. The card will be returned to you showing the Temporary Abstract Number assigned to your abstract. This number should be referenced in all correspondence or telephone calls

to the AACR Office. PRESENTER: To ensure receipt of the Acknowledgment Card, put your own address on the reverse of the card and affix proper postage.

D. One stamped, regular letter-sized envelope (about 4 x 9 1/2 inches, 10.2 x 24.2 cm.) addressed to the PRESENTER. The final decision of the Program Committee concerning acceptability for presentation and publication will be returned in this envelope along with any other necessary instructions.

3. A check, purchase order, or credit card number in payment of US$35.; the original abstract form with the signatures of the SPONSOR and PRESENTER; 2 copies of the completed form; the completed, self-addressed, stamped Acknowledgment Card; and one self-addressed, stamped envelope should all be mailed unfolded and with cardboard backing in an envelope of suitable size to:

American Association for Cancer Research, Inc.
ATTENTION: ABSTRACT FOR 1995
ANNUAL MEETING
Public Ledger Building, Suite 816
150 S. Independence Mall West
Philadelphia, PA 19106-3483

4. Please do not enclose membership application forms, membership dues, advance registration forms, housing forms, or any other materials or correspondence in the envelope with your abstract form and the related material requested in Item 3 above.

N.B. Special mailing charges cannot be paid by the AACR. The AACR staff cannot assume responsibility for abstracts that are not delivered directly to the premises.

THE OCTOBER 14, 1994, DEADLINE WILL BE STRICTLY ENFORCED.

1995 ABSTRACT CATEGORIES AND SUBCLASSIFICATIONS

Type the five-character code for the appropriate category and subclassification in the blocks provided on Line 1 of the Abstract Form. There is some overlap among subclassification topics across the major abstract categories. To classify your abstract, first choose the **category** (printed in **boldface**) that best describes the primary emphasis of your work. Then select an appropriate subclassification within that category.

Please note that many of the traditional abstract categories have been divided into sections to facilitate the distribution of abstracts to appropriate reviewers. In addition, a new major category, **"Organ Site/Translational Sessions,"** has been created with 12 major sites of cancer as subclassifications. The members of the Program Committee who are responsible for the review of abstracts submitted under this heading will organize translational sessions according to organ site. By selecting a subclassification under the new organ site heading, authors will indicate to the Committee their strong preference for making their presentations in the translational sessions.

The highly specific subclassifications will serve as a guide to the Program Committee in the selection and grouping of abstracts for particular sessions but will not necessarily be the actual titles of scientific sessions to be held at the annual meeting. Decisions regarding titles of sessions will be made at the discretion of the Program Committee.

BIOLOGY

Cell Growth and Death

BL1-01 Apoptosis
BL1-02 Biological aspects of drug resistance
BL1-03 Biomarkers in cancer
BL1-04 Cell and tissue kinetics/flow microfluorometry
BL1-05 Cell cycle
BL1-06 Host-tumor relationships
BL1-07 Tumor heterogeneity

Cell Signalling

BL2-01 Cell surface receptors
BL2-02 Extracellular matrix
BL2-03 Growth factors and differentiation
BL2-04 Integrins
BL2-05 Shape and cytoskeleton
BL2-06 Signal transduction

Invasion and Metastasis

BL3-01 Cell adhesion molecules
BL3-02 Cell motility and migration
BL3-03 Human tumor xenografts
BL3-04 Invasion and metastasis
BL3-05 Mechanisms of bone metastasis
BL3-06 Pathophysiology/angiogenesis
BL3-07 Proteases and their inhibitors

CARCINOGENESIS

Biomarkers, Premalignant Lesions, Dietary Factors and Chemoprevention, Risk Assessment

CG1-01 Biomarkers of exposure to carcinogens
CG1-02 Diet and nutrition
CG1-03 Fish carcinogenesis
CG1-04 Genetic susceptibility
CG1-05 Modulation of carcinogenesis
CG1-06 Predictive assays for carcinogenicity
CG1-07 Premalignant lesions
CG1-08 Risk assessment and toxicology

Carcinogen Metabolism, DNA Damage and Repair, Genetic Alterations, Mutagenesis

CG2-01 DNA adducts: identification and conformational effects
CG2-02 DNA adducts: repair and sequence specificity
CG2-03 Genetic and cytogenetic alterations in human tumor cells
CG2-04 Metabolism and activation of carcinogens in animal models
CG2-05 Metabolism and activation of carcinogens in humans

CARCINOGENESIS (cont.)

CG2-06 Molecular responses to DNA damage
CG2-07 Mutagenesis
CG2-08 Mutational spectrum of carcinogens
CG2-09 Oxygen radicals

Promotion and progression, signal transduction, and communication

CG3-01 Growth factors
CG3-02 Mesenchymal/epithelial interactions
CG3-03 Radiation carcinogenesis and cell signalling
CG3-04 Signal transduction
CG3-05 Tumor progression
CG3-06 Tumor promotion

Oncogenes, Tumor Suppressor Genes, Use of Transgenic Mice as Models, and Viral Transformation

CG4-01 Cellular transformation
CG4-02 Oncogenes
CG4-03 Transgenic mice as models
CG4-04 Tumor suppressor genes
CG4-05 Viral transformation

CLINICAL INVESTIGATIONS

CI1-01 AIDS-associated malignancies
CI1-02 Autologous and allogeneic bone marrow transplantation
CI1-03 Chemoprevention/intermediate endpoints
CI1-04 Clinical endocrinology
CI1-05 Clinical trials methodology
CI1-06 Cooperative clinical trials
CI1-07 Cytogenetics and clinical molecular genetics
CI1-08 Cytokines and growth factors
CI1-09 Diagnostic/prognostic response prediction
CI1-10 Differentiation therapy
CI1-11 Drug resistance
CI1-12 Etiology and natural history of tumors
CI1-13 Gene therapy
CI1-14 Hematopoietic colony-stimulating factors
CI1-15 Immunodiagnosis
CI1-16 Immunotherapy of human cancer
CI1-17 Mechanisms of drug action in humans
CI1-18 Molecular biology of human cancer
CI1-19 Monoclonal antibodies for imaging and therapy
CI1-20 Oncogenes in diagnosis and prognosis

CLINICAL INVESTIGATIONS (cont.)

CI1-21 Pediatric malignancies
CI1-22 Pharmacokinetics and pharmacodynamics
CI1-23 Phase I-II studies
CI1-24 Prevention of second cancers
CI1-25 Primary and adjuvant chemotherapy; multimodality therapy
CI1-26 Supportive care
CI1-27 Surgical oncology
CI1-28 Other

ENDOCRINOLOGY

EN1-01 Aromatase inhibitors and hormone antagonists in treatment and prevention
EN1-02 Breast cancer
EN1-03 Growth factor receptors
EN1-04 Hormonal carcinogenesis
EN1-05 Hormonal control of differentiation
EN1-06 Hormonal control of growth processes
EN1-07 Mechanisms of action of retinoids and steroid hormones
EN1-08 Mechanisms of hormone action
EN1-09 Molecular aspects of endocrinology
EN1-10 Neuroendocrine and other endocrine factors
EN1-11 Other reproductive tract cancers
EN1-12 Prostate cancer
EN1-13 Steroid, peptide, and other hormone receptors
EN1-14 Other

EPIDEMIOLOGY

EP1-01 Biomarkers in epidemiology
EP1-02 Cancer in minority populations
EP1-03 Descriptive epidemiology (including diet and nutrition)
EP1-04 Environmental and occupational etiology
EP1-05 Epidemiology of infectious agents in cancer causation
EP1-06 Genetic epidemiology
EP1-07 Human tumor and immunodeficiency viruses
EP1-08 Molecular/biochemical epidemiology
EP1-09 Radiation exposure and cancer risk
EP1-10 Other

EXPERIMENTAL THERAPEUTICS

Drug Design, Screening, and Delivery

ET1-01 Biochemical modulators of the therapeutic index and toxicity
ET1-02 Combination chemotherapy
ET1-03 Drug design

1995 ABSTRACT CATEGORIES AND SUBCLASSIFICATIONS (continued)

EXPERIMENTAL THERAPEUTICS (cont.)
ET1-04 Drug screening
ET1-05 Novel drug delivery systems
ET1-06 Other

Drug Resistance
ET2-01 Glutathione metabolism
ET2-02 Natural products, synthetic drugs, and nucleotide analogs
ET2-03 Novel mechanisms
ET2-04 P-glycoprotein
ET2-05 Reversal of drug resistance

Mechanisms of Drug Action, Pharmacokinetics, Pharmacodynamics, DNA Repair
ET3-01 Mechanisms of drug action
ET3-02 Mechanisms of DNA repair
ET3-03 Pharmacokinetics, pharmacodynamics, and cellular pharmacology
ET3-04 Toxicology

Therapeutic Agents I ("small" molecules)
ET4-01 Alkylating agents
ET4-02 Antifolates
ET4-03 Chemopreventive therapeutic agents
ET4-04 Ether lipids and their antitumor properties
ET4-05 Novel antitumor agents
ET4-06 Platinum complexes
ET4-07 Purine and pyrimidine antagonists
ET4-08 Other

Therapeutic Agents II (genes, gene components, antireceptors)
ET5-01 Antireceptors
ET5-02 Antisense oligonucleotides
ET5-03 Antiviral therapy
ET5-04 Apoptosis: therapy and mechanisms
ET5-05 Gene therapy
ET5-06 Growth factor receptors and other surface antigens as targets for therapy
ET5-07 Oncogenes, tumor suppressor genes, and gene products as targets for therapy
ET5-08 Protein kinases and phosphatases as targets for therapy
ET5-09 Other

Topoisomerases, Other DNA Reactive Agents, and Tubulin Agents
ET6-01 Topoisomerases and DNA reactive agents
ET6-02 Topoisomerases
ET6-03 Tubulin agents affecting the mitotic apparatus

IMMUNOLOGY/BIOLOGICAL THERAPY
Immunobiology
IM1-01 Animal models for tumor immunology
IM1-02 Antigenic modulation
IM1-03 Immunodeficiency/ immunosuppression

IMMUNOLOGY/BIOLOGICAL THERAPY (cont.)
IM1-04 Immunomodulation
IM1-05 Integrins and cell adhesion molecules
IM1-06 Lymphokines/cytokines
IM1-07 Nonspecific effector mechanisms
IM1-08 Specific immunomechanisms
IM1-09 Tumor antigens

Preclinical and Clinical Immunotherapy
IM2-01 Antibodies/immunoconjugates
IM2-02 Cancer vaccines
IM2-03 Cellular immunotherapy
IM2-04 Cytokine therapy
IM2-05 Other

MOLECULAR BIOLOGY/ BIOCHEMISTRY
Biochemistry
MB1-01 Cell surface receptors and the extracellular matrix
MB1-02 Enzymes and isoenzymes
MB1-03 Lipid metabolism
MB1-04 Membrane transport and function
MB1-05 Nucleotide, nucleic acid, and protein metabolism
MB1-06 Retinoids and differentiation
MB1-07 Signal transduction

Gene Regulation
MB2-01 Antisense nucleic acids
MB2-02 Cell growth and differentiation
MB2-03 Cloning and mapping of genes and loci
MB2-04 Gene expression
MB2-05 Gene regulation
MB2-06 Transcription factors
MB2-07 Use of transgenic mice

Genomic Alterations, Instability, and Repair
MB3-01 DNA methylation
MB3-02 Gene amplification
MB3-03 Genetic imprinting
MB3-04 Genomic instability
MB3-05 Loss of heterozygosity in neoplasia
MB3-06 Mechanisms of DNA damage and repair
MB3-07 Molecular cytogenetics
MB3-08 Oxygen radicals
MB3-09 Radiation effects
MB3-10 Telomeres and telomerases

Oncogenes and Tumor Suppressors
MB4-01 Oncogenes and cancer progression, diagnosis, or prognosis
MB4-02 Oncogenes and development
MB4-03 Oncogenes and regulatory interactions
MB4-04 Tumor suppressor genes

Viral Oncogenesis
MB5-01 Human tumor viruses
MB5-02 Molecular biology of viruses
MB5-03 RNA and DNA tumor viruses

PREVENTION
PR1-01 Biological and biochemical mechanisms in prevention
PR1-02 Biomarkers and intervention studies
PR1-03 Chemoprevention
PR1-04 Diet and dietary components
PR1-05 Genotoxic agents and chemoprevention
PR1-06 Hormones and chemoprevention
PR1-07 Modulators of arachidonic acid metabolism
PR1-08 Molecular studies in prevention
PR1-09 Synthetic chemical compounds for chemoprevention
PR1-10 Other

RADIOBIOLOGY/RADIATION ONCOLOGY
RR1-01 Bioreductive drugs and radiation oncology
RR1-02 Cell cycle, differentiation, and apoptosis in radiation responses
RR1-03 Cytogenetics
RR1-04 Effects of radiation on membranes
RR1-05 Experimental radiotherapeutics
RR1-06 Genetic and epigenetic control of radiosensitivity
RR1-07 Hyperthermia
RR1-08 Modification of radiation sensitivity and injury
RR1-09 Molecular mechanisms/radiation-induced gene expression
RR1-10 Photobiology
RR1-11 Photodynamic therapy
RR1-12 Predictive assays for radiation sensitivity
RR1-13 Radiation and oncogenes/tumor suppressor genes
RR1-14 Radiation-drug interactions
RR1-15 Radiation-induced DNA damage, mutagenesis, and repair
RR1-16 Radiation-induced late effects
RR1-17 Radiation-induced transformation and carcinogenesis
RR1-18 Radiation injury to normal tissue
RR1-19 Radiation resistance
RR1-20 Radiolabelled antibodies in diagnosis and localization
RR1-21 Radioprotectors and radiosensitizers
RR1-22 Tumor oxygenation and modification
RR1-23 Other

ORGAN SITE/TRANSLATIONAL SESSIONS
TR1-01 AIDS-related malignancies
TR1-02 Brain/central nervous system cancers
TR1-03 Breast cancer
TR1-04 Colon/gastrointestinal cancer
TR1-05 Genitourinary tract cancers
TR1-06 Gynecological cancers
TR1-07 Head and neck cancer
TR1-08 Leukemia/lymphoma
TR1-09 Lung cancer
TR1-10 Melanoma
TR1-11 Pediatric solid tumors
TR1-12 Prostate cancer

Deadline: October 14, 1994
Enclose:

___ Check or Purchase Order for US$35payable to American Association for Cancer Research, Inc., **OR** authorization to charge US$35 to credit card (see Item 8, below).

___ Original form plus 2 photocopies. (The form must be filled out **completely** and signed where requested on all copies.)

___ Acknowledgment Card (completed and stamped).

___ A self-addressed, stamped envelope.

DO NOT FOLD

1995 AACR ABSTRACT FORM

Perm. Abst. No.	Temp. Abst. No.
PO / CK	/ Other / NP
FOR OFFICE USE ONLY	

Expression of p53 oncoprotein in non-small cell lung cancer: a favorable prognostic factor? Lee, J.S., Yoon, A., Kalapurakal, S., Ro, J.Y., Lee, J.J., Hittelman, W.N., Hong, W.K. UT M. D. Anderson Cancer Center, Houston, TX 77030.

The p53 gene mutation is the most common abnormality found in lung cancer. To evaluate the prognostic value of p53 expression, we studied 156 resected primary non-small cell lung cancers using the immunoperoxidase technique and p53 antibody D07 (Biogenex, CA). There were 81 adeno, 59 squamous (SCC) and 16 large cell carcinomas; stages were I in 67, II in 30, and III in 59. For each case, % positivity was calculated by scoring a minimum of 1000 cells on an arbitrary intensity scale ranging from 0 to 3+. Overall, 86 (55%) cases showed p53 expression in > 1% of tumor cells. Since 50% positivity gave the best separation in overall survival, we divided the cases into three groups (A: >50%, n=49; B: 0.1-50%, n=54; C: ≥0.1%, n=53). Overall, group A survived longer than groups B and C with respective median survival of >65, 28, and 32 mos (p=.002). By cell type, the difference was statistically significant for non-SCC (p=.008) but not for SCC (p=.173). Among the lymph node-negative cases, the survival difference between the groups was not statistically significant. However, among the lymph node-positive cases (n=78), >65% of group A patients survived for more than 70 mos, as compared with the median survival of 21 and 18 mos for groups B and C (p=.001). A multivariate analysis showed that p53 positivity in > 50% tumor cells was an independent prognostic factor for better prognosis. These results suggest that expression of p53 oncoprotein is a favorable prognostic factor. (Supported by NCI CA52052)

SAMPLE

Type abstract within blue lines. See sample abstract.

1. Category and Subclassification (see Pages 10-11): Type the five-character code in the blocks provided, for example,

[redacted] – [redacted]

SAMPLE

T	R	1	–	0	9

2. Abstract is SPONSORED by: 4420 **Member No.**
(See Directory of Members for Member No.)

Jin S. Lee, M.D. Name (Please Print)

U.T. M. D. Anderson Cancer Center Address

1515 Holcombe Blvd., Box 80

Houston, TX City, State

Zip/ SAMPLE

77030 Postal Code U.S.A. Country

(713) 792-6363 Telephone No.

(713) 796-8655 FAX No.

3. As the **SPONSOR** of this abstract and on behalf of all the authors, I hereby indicate my support for the data contained herein and transfer its copyright to the American Association for Cancer Research, Inc.

Jin S. Lee Signature of SPONSOR

4. (Complete **only** if **SPONSOR** is an **Associate Member**) I, the undersigned **Active or Corresponding Member** in good standing, **Emeritus**, or **Honorary Member**, **endorse** the content of this abstract, for which the above-named **Associate Member** is sponsor and presenter. (See Regulations Applying to Associate Members on Page 5.)

Name (Please Print)

Signature Member No.

5. Abstract is to be **PRESENTED** by: 4420 **Member No.**
(If an AACR Member.)

Jin S. Lee, M.D. Name (Please Print)

U.T. M. D. Anderson Cancer Center Address

1515 Holcombe Blvd., Box 80

Houston, TX City, State

Zip/

77030 Postal Code U.S.A. Country

(713) 792-6363 Telephone No.

(713) 796-8655 FAX No.

6. Eligibility for Travel Awards

☐ A. The **PRESENTER** of this abstract is a medical or graduate student, physician in training, or postdoctoral fellow.

☐ B. The **PRESENTER** meets the criteria in Box A above **and** is **also** a minority scientist as defined by the National Cancer Institute (see Page 7).

7. As the **PRESENTER** of this abstract and on behalf of all the authors, I hereby give permission to the American Association for Cancer Research, Inc. to record my presentation at the 1995 Annual Meeting for audiocassette sales.

Jin S. Lee Signature of PRESENTER

8. Authorization to Charge Credit Card for US$35 Abstract Submission Fee.

___ MasterCard ___ VISA ___ Eurocard ___ American Express

Card No. Expiration Date

Cardholder Name (PRINT) Signature

Please verify that you have adhered to all AACR abstract submission rules. Infractions of sponsorship regulations will result in rejection and return of the abstract to the SPONSOR without consideration by the Program Committee. Infractions of format, including abstracts submitted without appropriate signatures, will result in a fee of US$35 which will be billed to the SPONSOR.

Deadline: October 14, 1994
Enclose:

____ Check or Purchase Order for US$35payable to American Association for Cancer Research, Inc., **OR** authorization to charge US$35 to credit card (see Item 8, below).

____ Original form plus 2 photocopies. (The form must be filled out **completely** and signed where requested on all copies.)

____ Acknowledgment Card (completed and stamped).

____ A self-addressed, stamped envelope.

DO NOT FOLD

1995 AACR ABSTRACT FORM

Perm. Abst. No.	Temp. Abst. No.
PO / CK	/ Other / NP
FOR OFFICE USE ONLY	

1. Category and Subclassification (see Pages 10-11): Type the five-character code in the blocks provided, for example,

[redacted] – [redacted]

[ ][ ][ ] – [ ][ ]

Type abstract within blue lines. See sample abstract.

2. Abstract is SPONSORED by: _____ **Member No.**
(See Directory of Members for Member No.)
_____ Name
(Please Print)
_____ Address
_____
_____ City,State
_____ Zip/Postal Code _____ Country
_____ Telephone No.
_____ FAX No.

3. As the **SPONSOR** of this abstract and on behalf of all the authors, I hereby indicate my support for the data contained herein and transfer its copyright to the American Association for Cancer Research, Inc.

_____ Signature of SPONSOR

4. (Complete **only** if **SPONSOR** is an **Associate Member**) **I**, the undersigned **Active or Corresponding Member** in good standing, **Emeritus**, or **Honorary Member**, **endorse** the content of this abstract, for which the above-named **Associate Member** is sponsor and presenter. (See Regulations Applying to Associate Members on Page 5.)

_____ Name
(Please Print)
_____ Signature _____ Member No.

5. Abstract is to be **PRESENTED** by: _____ **Member No.**
(If an AACR Member.)
_____ Name
(Please Print)
_____ Address
_____
_____ City, State
_____ Zip/Postal Code _____ Country
_____ Telephone No.
_____ FAX No.

6. Eligibility for Travel Awards

☐ A. The **PRESENTER** of this abstract is a medical or graduate student, physician in training, or postdoctoral fellow.

☐ B. The **PRESENTER** meets the criteria in Box A above **and** is **also** a minority scientist as defined by the National Cancer Institute (see Page 7).

7. As the **PRESENTER** of this abstract and on behalf of all the authors, I hereby give permission to the American Association for Cancer Research, Inc. to record my presentation at the 1995 Annual Meeting for audiocassette sales.

_____ Signature of PRESENTER

8. Authorization to Charge Credit Card for US$35 Abstract Submission Fee.

____ MasterCard ____ VISA ____ Eurocard ____ American Express

_____ _____
Card No. Expiration Date

_____ _____
Cardholder Name (PRINT) Signature

Please verify that you have adhered to all AACR abstract submission rules. Infractions of sponsorship regulations will result in rejection and return of the abstract to the SPONSOR without consideration by the Program Committee. Infractions of format, including abstracts submitted without appropriate signatures, will result in a fee of US$35 which will be billed to the SPONSOR.

Deadline: October 14, 1994
Enclose:

___ Check or Purchase Order for US$35payable to American Association for Cancer Research, Inc., **OR** authorization to charge US$35 to credit card (see Item 8, below).

___ Original form plus 2 photocopies. (The form must be filled out **completely** and signed where requested on all copies.)

___ Acknowledgment Card (completed and stamped).

___ A self-addressed, stamped envelope.

DO NOT FOLD

1995 AACR ABSTRACT FORM

Perm. Abst. No.	Temp. Abst. No.
PO / CK	/ Other / NP

1. Category and Subclassification (see Pages 10-11): Type the five-character code in the blocks provided, for example,

[redacted] – [redacted]

[ ][ ][ ] – [ ][ ]

Type abstract within blue lines. See sample abstract.

2. Abstract is SPONSORED by: _____ **Member No.**
(See Directory of Members for Member No.)
_____ Name
(Please Print)
_____ Address
_____
_____ City,State
_____ Zip/Postal Code _____ Country
_____ Telephone No.
_____ FAX No.

3. As the **SPONSOR** of this abstract and on behalf of all the authors, I hereby indicate my support for the data contained herein and transfer its copyright to the American Association for Cancer Research, Inc.

_____ Signature of SPONSOR

4. (Complete **only** if **SPONSOR** is an **Associate Member**) I, the undersigned **Active or Corresponding Member** in good standing, **Emeritus**, or **Honorary Member, endorse** the content of this abstract, for which the above-named **Associate Member** is sponsor and presenter. (See Regulations Applying to Associate Members on Page 5.)

_____ Name
(Please Print)
_____ Signature _____ Member No.

5. Abstract is to be **PRESENTED** by: _____ **Member No.**
(If an AACR Member.)
_____ Name
(Please Print)
_____ Address
_____
_____ City, State
_____ Zip/Postal Code _____ Country
_____ Telephone No.
_____ FAX No.

6. Eligibility for Travel Awards

☐ A. The **PRESENTER** of this abstract is a medical or graduate student, physician in training, or postdoctoral fellow.

☐ B. The **PRESENTER** meets the criteria in Box A above **and** is **also** a minority scientist as defined by the National Cancer Institute (see Page 7).

7. As the **PRESENTER** of this abstract and on behalf of all the authors, I hereby give permission to the American Association for Cancer Research, Inc. to record my presentation at the 1995 Annual Meeting for audiocassette sales.

_____ Signature of PRESENTER

8. Authorization to Charge Credit Card for US$35 Abstract Submission Fee.

___ MasterCard ___ VISA ___ Eurocard ___ American Express

_____ _____
Card No. Expiration Date

_____ _____
Cardholder Name (PRINT) Signature

Please verify that you have adhered to all AACR abstract submission rules. Infractions of sponsorship regulations will result in rejection and return of the abstract to the SPONSOR without consideration by the Program Committee. Infractions of format, including abstracts submitted without appropriate signatures, will result in a fee of US$35 which will be billed to the SPONSOR.

AMERICAN ASSOCIATION FOR CANCER RESEARCH

GUIDELINES FOR APPLICATION FOR ACTIVE AND CORRESPONDING MEMBERSHIP

BENEFITS OF MEMBERSHIP

The American Association for Cancer Research (AACR), a scientific society consisting of laboratory and clinical cancer researchers, was founded in 1907 to facilitate communication and dissemination of knowledge among scientists and others dedicated to the cancer problem; to foster research in cancer and related biomedical sciences; to encourage the presentation and discussion of new and important observations in the field; to foster public education, science education, and training; and to advance the understanding of cancer etiology, prevention, diagnosis, and treatment throughout the world.

Members of the AACR enjoy the following benefits:

1. subscriptions to all of the Association's high-quality journals, *Cancer Research*, *Cell Growth & Differentiation*, *Cancer Epidemiology, Biomarkers & Prevention*, and *Clinical Cancer Research*, at reduced member rates;
2. the privilege of sponsoring a paper for presentation at the AACR annual meeting;
3. an advance copy of the scientific Program and the *Proceedings of the American Association for Cancer Research* for each annual meeting;
4. reduced registration rates at all scientific meetings;
5. priority notification of events in the AACR's outstanding series of special conferences on timely subjects in the field;
6. the receipt of AACR newsletters, meeting announcements, and an up-to-date membership directory;
7. reduced rates for the AACR Employment Register; and
8. the professional benefits of AACR's public education activities.

QUALIFICATIONS FOR MEMBERSHIP

Active membership in the AACR is open to investigators who live in the Americas. Individuals who have conducted two years of research resulting in peer-reviewed publications relevant to cancer, or who have made substantial contributions to cancer research in an administrative or educational capacity, are eligible. If a candidate is working in a research area not directly related to cancer but has conducted research of merit in a related area of biomedical science, he or she may also qualify for membership.

Corresponding membership is open to persons who are not residents of the Americas. The qualifications for corresponding membership are the same as those for active membership. Visiting scientists from outside the Americas who intend to return to their countries of origin by the anticipated time of election should apply for corresponding membership. All other visiting scientists should apply for active membership and transfer to corresponding status at a later date upon leaving the Americas. Graduate and medical students, postdoctoral fellows, and physicians in training who do not yet meet the above qualifications should apply for associate membership.

PROCEDURES FOR APPLICATION

There are three deadlines for receipt of a membership application: January 1, May 1, and September 1 of each year. The Membership Committee will review all complete applications for active membership that have been received by these deadlines and will submit recommendations on each candidate to the Board of Directors which formally elects all members. The same procedure is followed by the Special Memberships Committee which receives applications for corresponding membership. Candidates will be notified according to the following schedule:

Receipt of Application in AACR Office	Notification of Candidate
January 1	March
May 1	July
September 1	November

A complete application consists of the following material:

1. 6 copies of the form on the opposite side of this page, with all requested information provided.
2. 5 copies of the candidate's most current curriculum vitae and bibliography.
3. 5 copies of a letter of recommendation from a nominator who is an active, corresponding, emeritus, or honorary member of the AACR (at least one copy must be a signed, original letter). This letter should describe the candidate's achievements in laboratory research, clinical investigations, or epidemiological research, and it should affirm that this research adheres to accepted ethical scientific standards. –OR– The nominator may supply the responses requested at the bottom of the application form in the section entitled "STATEMENT OF SUPPORT" (at least one copy of the form must be the signed original).
4. 5 copies of a letter of recommendation as described in Item 3 above from a seconder who is an active, corresponding, emeritus, or honorary member of the AACR (at least one copy must be a signed, original letter). –OR– The seconder may supply the responses requested at the bottom of the application form in the section entitled "STATEMENT OF SUPPORT" (at least one copy of the form must be the signed original).
5. 5 reprints of each of two publications on which the candidate appears as author.

All material should be collated into five complete sets with the original application form as a covering document and sent to the address given below. Questions regarding procedures for membership application may also be directed to the following address:

American Association for Cancer Research
Public Ledger Building, Suite 816
150 S. Independence Mall West
Philadelphia, PA 19106-3483
Phone: 215/440-9300
FAX: 215-440-9313

RESPONSIBILITIES OF MEMBERSHIP

Candidates should be aware of the following responsibilities of membership in the AACR. Active members must pay annual dues, a major portion of which is designated for subscriptions to AACR publications. In 1995 dues for active members are $160, $95 of which is designated for journal subscriptions. Newly elected members of the AACR who have already purchased subscriptions to *Cancer Research*, *Cell Growth & Differentiation*, or *Cancer Epidemiology, Biomarkers & Prevention* at the higher, nonmember rate will receive reimbursement of the unused portion of those subscriptions once their first year's membership dues are paid in full.

Corresponding members are required to pay dues ($80 in 1995) and may, if they wish, subscribe to *Cancer Research*, *Cell Growth & Differentiation*, *Cancer Epidemiology, Biomarkers & Prevention*, or *Clinical Cancer Research* at reduced member rates.

Applicants elected in March will be responsible for payment of that year's dues; applicants elected in July and November will pay dues for the following year. Applicants elected in March and July will be eligible to sponsor an abstract for the next annual meeting. Every effort will be made to afford the same opportunity to applicants elected in November.

Margaret Foti
Executive Director

AMERICAN ASSOCIATION FOR CANCER RESEARCH, INC.

Public Ledger Building · Suite 816 · 150 S. Independence Mall West · Philadelphia, PA 19106-3483

APPLICATION FOR ACTIVE OR CORRESPONDING MEMBERSHIP

NAME OF CANDIDATE:_____ DATE OF BIRTH:_____
LAST FIRST M.I.

PRESENT POSITION/TITLE:_____

INSTITUTIONAL AFFILIATION:_____

INSTITUTIONAL ADDRESS:_____

_____
(City) (State/Province) (Country) (Postal Code)

TELEPHONE NUMBER:_____ FAX NUMBER:_____

E-MAIL NUMBER (CARRIER):_____

PRIMARY FIELD OF RESEARCH (Please check only one):

____Biochemistry and Biophysics	____Biostatistics	____Carcinogenesis
____Cellular Biology and Genetics	____Clinical Investigations	____Endocrinology
____Epidemiology	____Immunology	____Molecular Biology and Genetics
____Preclinical Pharmacology and Experimental Therapeutics	____Virology	____Other:_____ (Please specify)

ACADEMIC DEGREES (Including where and when granted)

_____
_____
_____

EXPERIENCE SINCE HIGHEST DEGREE WAS GRANTED (Please list most recent first)

_____
_____
_____

PUBLICATIONS (Reprints of two peer-reviewed articles on which the candidate appears as an author must accompany this application. For these two articles list the authors, title, journal, volume, inclusive pages, and year. Do not submit abstracts.)

_____
_____
_____
_____

CANDIDATE NOMINATED BY*:_____
(Please print)

CANDIDATE SECONDED BY*:_____
(Please print)

CANDIDATE IS APPLYING FOR (Check one): ☐ ACTIVE ☐ CORRESPONDING MEMBERSHIP

STATEMENT OF SUPPORT (in place of letters of recommendation)
Instead of submitting letters of recommendation, either the nominator or the seconder or both may complete the following section:

How long has the candidate worked in the field of cancer research? _____years
Will the candidate make a long-term contribution to cancer research? ____Yes ____No
Does the candidate's research adhere to accepted ethical standards? ____Yes ____No
I therefore recommend this candidate for membership in the American Association for Cancer Research.

_____ _____
Signature of nominator* Date

How long has the candidate worked in the field of cancer research? _____years
Will the candidate make a long-term contribution to cancer research? ____Yes ____No
Does the candidate's research adhere to accepted ethical standards? ____Yes ____No
I therefore recommend this candidate for membership in the American Association for Cancer Research.

_____ _____
Signature of seconder* Date

See Guidelines for Application on the reverse side of this form for further instructions.

*Both nominator and seconder must be active, corresponding, emeritus, or honorary members of the AACR.

(This form may be reproduced.)

AMERICAN ASSOCIATION FOR CANCER RESEARCH

GUIDELINES FOR APPLICATION FOR ASSOCIATE MEMBERSHIP

QUALIFICATIONS FOR MEMBERSHIP

Associate membership is open to graduate students, medical students, postdoctoral fellows, and physicians in training who are following a course of study or who are working in a research program relevant to cancer. Scientists in training who already have a substantial record of publications may wish to apply for active or corresponding membership which confers full benefits of membership.

BENEFITS OF MEMBERSHIP

The American Association for Cancer Research (AACR), a scientific society consisting of laboratory and clinical cancer researchers, was founded in 1907 to facilitate communication and dissemination of knowledge among scientists and others dedicated to the cancer problem; to foster research in cancer and related biomedical sciences; to encourage presentation and discussion of new and important observations in the field; to foster public education, science education, and training; and to advance the understanding of cancer etiology, prevention, diagnosis, and treatment throughout the world. Associate members of the AACR enjoy the following benefits:

1. the privilege of sponsoring a paper for presentation at the AACR annual meeting provided that (a) the associate member is the presenter of the paper and (b) an active, corresponding, emeritus, or honorary member in good standing of the AACR also signs the abstract of the paper in support of the work (In this instance, the member who cosigns the abstract does not lose his or her own sponsorship privilege.);
2. an advance copy of the scientific Program and (if one has been purchased by the associate member) the *Proceedings of the American Association for Cancer Research* which contains abstracts of all papers being presented at each annual meeting;
3. the privilege of registering for the annual meeting at the low student rate (This rate is otherwise available only to predoctoral students.);
4. preferred access to the AACR Employment Register;
5. optional subscriptions to the Association's high-quality journals *Cancer Research*, *Cell Growth & Differentiation*, *Cancer Epidemiology, Biomarkers & Prevention*, and *Clinical Cancer Research* at reduced member rates;
6. priority notification of events in the AACR's series of special conferences on timely subjects in the field;
7. reduced registration rates at special conferences;
8. the receipt of AACR newsletters, meeting announcements, and an up-to-date membership directory; and
9. the facilitation of informal scientific exchange with leading researchers in the cancer field.

PROCEDURES FOR APPLICATION

Persons wishing to apply for associate membership must use the official application form on the reverse side of these instructions. Each candidate for associate membership must be nominated by an active, corresponding, emeritus, or honorary member in good standing of the AACR. Three completed copies of the form should be submitted; at least one of these copies must carry the original signatures of both the candidate and the nominator. The application form may be submitted to the Association Office at any time.

After review of applications for associate membership, the Executive Director will notify candidates of their election or deferral within one month of the receipt of the application form. A check for one year's dues payment must accompany the application. Dues for 1994 are $30 for associate members residing in the Americas and $40 for residents of other countries. For 1995 these rates are $35 and $45, respectively. This fee will be refunded to any candidate deemed to be ineligible for associate membership. Checks should be in U.S. currency, made payable to AACR, Inc., and drawn on a U.S. bank. Send the three copies of the application form and the appropriate dues payment to:

American Association for Cancer Research
Public Ledger Building, Suite 816
150 S. Independence Mall West
Philadelphia, PA 19106-3483
215/440-9300

RESPONSIBILITIES OF MEMBERSHIP

Associate members must pay annual dues in an amount to be determined by the AACR Board of Directors. Dues for 1994 have been set at $30 per year for residents of the Americas and $40 for residents of other countries. For 1995 these rates are $35 and $45, respectively. If an application is submitted by August 31, the accompanying dues payment will be credited to the current year. Candidates submitting applications between September 1 and December 31 may indicate whether they wish their dues payments credited to the current or forthcoming year. Candidates should be aware, however, that associate members may sponsor an abstract for the annual meeting only if their dues for the current year are paid. For example, an associate member submitting an abstract in October 1994 for the forthcoming annual meeting must have paid dues for 1994. Any newly elected associate members of the AACR who have already purchased subscriptions to *Cancer Research*, *Cell Growth & Differentiation*, *Cancer Epidemiology, Biomarkers & Prevention*, and *Clinical Cancer Research* at the higher, nonmember rate will receive a refund for the unused portion of that subscription upon receipt of their payment for a member's subscription.

Each Fall the AACR will send to current associate members an invoice for dues for the forthcoming year. Payment of this invoice must be accompanied by a statement signed by the associate member's current registrar, dean, or department head, verifying the member's current academic status. The Association's By-Laws state that dues are payable for each year in advance by January 1 of the year to which they should be applied. An individual may be an associate member for a maximum of five years. Each year in which an individual pays dues will count as one full year of associate membership. Thus, an associate member who pays dues for 1994 may retain associate membership until December 31, 1998. The Board of Directors may terminate the membership of an associate member whose dues are in arrears for two years.

Margaret Foti
Executive Director

AMERICAN ASSOCIATION FOR CANCER RESEARCH, INC.

Public Ledger Building · Suite 816 · 150 S. Independence Mall West · Philadelphia, PA 19106-3483

APPLICATION FOR ASSOCIATE MEMBERSHIP

NAME OF CANDIDATE:_____ DATE OF BIRTH:_____
LAST FIRST M.I.

INSTITUTIONAL AFFILIATION:_____

INSTITUTIONAL ADDRESS:_____

_____
(City) (State/Province) (Country) (Postal Code)

TELEPHONE NUMBER:_____ FAX NUMBER:_____

PRESENT ACADEMIC STATUS/TITLE (Please check only one): E-MAIL NUMBER (CARRIER):_____

_____Graduate Student _____Medical Student
_____Physician in Training _____Postdoctoral Fellow

PRIMARY FIELD OF RESEARCH (Please check only one):

_____Biochemistry and Biophysics _____Biostatistics _____Carcinogenesis
_____Cellular Biology and Genetics _____Clinical Investigations _____Endocrinology
_____Epidemiology _____Immunology _____Molecular Biology and Genetics
_____Preclinical Pharmacology and Experimental Therapeutics _____Virology _____Other:_____ (Please specify)

ACADEMIC DEGREES (Please indicate degree(s) acquired to date along with the name of the academic institution and date of receipt. Provide information on degree currently being sought and the anticipated date of completion of this degree program.)

_____
_____
_____

RELEVANT RESEARCH EXPERIENCE NOT RELATED TO COURSE WORK (Please list most recent first.)

_____
_____
_____

PUBLICATIONS (List the authors, title, journal, volume, inclusive pages, and year of any article in a peer-reviewed journal on which the candidate appears as an author. Do not list abstracts. Continue on a separate sheet, if necessary.)

_____
_____
_____

CANDIDATE NOMINATED BY:_____
(Please type or print name of AACR active member in good standing.)

SIGNATURES

I hereby apply for associate membership in the American Association for Cancer Research. I have read the instructions on the reverse side of this form, and I understand the privileges and responsibilities of this class of membership. I certify that the statements on this application are true.

Signature of Candidate:_____ Date:_____

I recommend this candidate for associate membership in the American Association for Cancer Research. To the best of my knowledge, the candidate is qualified for this class of membership, and the statements on this application are true.

Signature of Nominator*:_____ Date:_____

Submit three copies of this form. At least one copy must contain the original signatures of the candidate and the nominator. Enclose a check in U.S. funds, made payable to AACR, Inc., and drawn on a U.S. bank for one year's dues. For 1994 dues are $30 for associate members residing in the Americas and $40 for residents of other countries. For 1995, these rates will be $35 and $45, respectively.

Check one of the following boxes only if this form is being submitted between September 1 and December 31:
The enclosed dues payment should be applied to the ☐ current ☐ forthcoming calendar year.

(NOTE: If dues are applied to the forthcoming year, membership will take effect on January 1, but the candidate will not be eligible to sponsor an abstract for presentation at the annual meeting in May of that year.) See Guidelines for Application on the reverse side of this form for further instructions.

*Nominator must be active, corresponding, emeritus, or honorary member of the AACR.

(This form may be reproduced.)

AMERICAN ASSOCIATION FOR CANCER RESEARCH

1995 EMPLOYMENT REGISTER FORMS AND INSTRUCTIONS

INTRODUCTION

The AACR's Employment Register is intended to attract young scientists to the Association, increase interest in AACR programs, and provide a valuable service to all cancer researchers, both senior and junior investigators.

The AACR had operated a limited Employment Register since 1983 with a fee structure that permitted only the listing of positions and candidates at the annual meeting. Beginning in 1988, AACR Staff scheduled interviews at the annual meeting, and brief advertisements describing available candidates and positions were published in the *Proceedings of the American Association for Cancer Research* and in two issues of *Cancer Research*. These services will be continued in 1995. Registration forms for the 1995 Employment Register can be found on the following pages. Fees have been set at the following levels:

Each candidate registration	**US$/C$**
– by an AACR member	10/15
– by a nonmember	25/36
Each position listing	
– by an AACR member from a nonprofit or governmental organization	75/107
– by a nonmember from a nonprofit or governmental organization	125/179
– by a commercial organization (US$225/C$321 for companies participating in the 1995 AACR Exhibit Show)	275/393

INSTRUCTIONS FOR CANDIDATES

1. Supply all information requested on the attached candidate registration form.
2. Type a short description of your background and the position you are seeking in the 5" X 1¼" box provided. Do not include your name; the AACR will assign identification numbers to all candidate listings. Please type carefully: this description will be reproduced as described in the section below entitled PUBLICATION OF LISTINGS.
3. Enclose the original form plus 1 copy.
4. Enclose appropriate payment:
   a. US$10/C$15 from AACR members
   b. US$25/C$36 from nonmembers
5. Checks should be issued in U.S. or Canadian dollars, drawn on a U.S. or Canadian bank, and made payable to AACR, Inc.
6. **Forms should be submitted by December 5, 1994,** to ensure publication of listings in the *Proceedings*. However, candidate registration forms will continue to be accepted in the Association Office until February 24, 1995. After that date forms should be submitted at the annual meeting.
7. Mail all candidate registration forms to:
   Employment Register
   American Association for Cancer Research, Inc.
   Public Ledger Building, Suite 816
   150 S. Independence Mall West
   Philadelphia, PA 19106-3483

INSTRUCTIONS FOR EMPLOYERS

1. Complete a separate position listing form for each position available and supply all information requested.
2. Type a short description of the position available in the 5" X 1¼" box provided. Please type carefully; this description will be reproduced as described in the section below entitled PUBLICATION OF LISTINGS.
3. Enclose the original form plus 1 copy.
4. Enclose appropriate payment for each position listed:
   a. US$75/C$107 from AACR members in nonprofit or governmental organizations,
   b. US$125/C$179 from nonmembers in nonprofit or governmental organizations,
   c. US$275/C$393 from commercial firms (US$225/C$321 from firms participating in the 1995 AACR Exhibit Show).
5. Checks should be issued in U.S. dollars, drawn on a U.S. bank, and made payable to AACR, Inc.
6. **Forms should be submitted by December 5, 1994,** to ensure publication of listings in the *Proceedings*. However, position listing forms will continue to be accepted in the Association Office until February 24, 1995. After that date forms should be submitted at the annual meeting.
7. Mail all position listing forms to:
   Employment Register
   American Association for Cancer Research, Inc.
   Public Ledger Building, Suite 816
   150 S. Independence Mall West
   Philadelphia, PA 19106-3483

SCHEDULING OF INTERVIEWS

The AACR will set aside space at the annual meeting for interviews which will be scheduled at mutually agreeable times during the following hours: Sunday, Monday, and Tuesday, March 19-21, from 8:00 a.m. to 5:00 p.m., and Wednesday, March 22, from 9:00 a.m. to 1:00 p.m. Each candidate and employer will receive an identification number. Registrants who submit their forms and fees by February 24, 1995, will receive an acknowledgment card which contains their identification number.

PUBLICATION OF LISTINGS

Short advertisements describing each candidate and position listing will be published in Volume 36 (1995) of the *Proceedings of the American Association for Cancer Research* and in the July 1, September 1, and November 1, 1995, issues of *Cancer Research*. The attached forms contain space for copy for these advertisements. Please type carefully to ensure accurate reproduction of your advertisement. Your copy must not exceed the limits of the box because space for these advertisements is limited. Advertisements for available positions should contain the name and address of the person conducting the job search, and candidates will be able to communicate with that person directly. Candidate advertisements will be anonymous. The AACR will send the candidate's complete form via first-class mail to any registered employer who requests it. The employer must bear the cost of receiving candidate forms in any manner other than first-class mail.

As noted above, because of the early publication date of the *Proceedings*, forms must be received by December 5, 1994, to ensure publication in that document. However, all advertisements submitted before or during he meeting will be published in the three issues of *Cancer Research*. Registrants wishing to withdraw their advertisements must submit written requests to that effect to the Association Office by May 15, 1995, for the July 1 issue; July 14, 1995, for the September 1 issue; and September 15, 1995, for the November 1 issue. All participants in the Employment Register are urged to notify the Association immediately of any change in their status so that all listings will remain current.

FURTHER INFORMATION

Questions about the Employment Register may be directed to the Association Office at 215-440-9300.

Position I.D. Number_____
(office use only)

POSITION LISTING

AMERICAN ASSOCIATION FOR CANCER RESEARCH
EMPLOYMENT REGISTER

(Please type and submit original and 1 copy)

DESCRIPTION OF POSITION

Title_____
Nature of Work and Responsibilities (research, teaching, administration, etc.)

Education and Experience Required

Date Position Available_____ Annual Salary Range_____

LocationofPosition_____

Areas of Specialization
(Indicate a maximum of three in order of greatest activity)

____[1]Biochemistry & Biophysics
____[2]Carcinogenesis
____[3]Cellular Biology & Genetics
____[4]Clinical Investigations
____[5]Endocrinology
____[6]Epidemiology
____[7]Experimental Therapeutics
____[8]Immunology
____[9]Molecular Biology & Genetics
____[10]Prevention
____[11]Radiobiology/Radiation Oncology
____[12]Virology
____[13]Other (please specify):_____

EMPLOYER'S REPRESENTATIVE(S)

_____
AACR Member Number

Name(s) and Title(s)_____

Institution _____

Address _____

_____

Telephone _____

AVAILABILITY FOR INTERVIEWS AT AACR ANNUAL MEETING

I ___plan ___do not plan to attend the AACR Annual Meeting in Toronto.

Dates available for interviews: ___March 19 ___March 20 ___March 21 ___March 22

ADVERTISEMENT (Please type a short description of the position in the box below. If received by December 5, 1994, your advertisement will be printed in the 1995 *Proceedings*. All advertisements will appear in the July 1, September 1, and November 1, 1995, issues of *Cancer Research*.)

SAMPLE: Asst. Prof. (tenure track) in Mol. Biol. Postdoc. and teaching exp. Conduct independent res. on oncogenes, chimeric antibodies, and mol. biol. of tumor antigens. Limited medical/grad. teaching. Avail. Sept. 1995. $35,000-$40,000. Contact Dr. A. C. Brown, Dept. of Mol. Biol., Smith Univ., Chicago, NY.

(This form may be reproduced)

Candidate I.D. Number_____
(office use only)

CANDIDATE REGISTRATION

AMERICAN ASSOCIATION FOR CANCER RESEARCH
EMPLOYMENT REGISTER

(Please type and submit original and 1 copy)

TYPE OF POSITION DESIRED (Check all that apply)

____Postdoctoral ____Physician in Training ____Research Associate/Staff Scientist ____Faculty

TYPE OF INSTITUTION DESIRED (Check all that apply)

____Industry ____Academic ____Government

Name:_____ _____
Last First M.I. AACR Member Number

Business Mailing Address:_____ Major Field:_____

_____ Highest Degree:_____

_____ Year Obtained:_____

Bus. Telephone_____ Citizenship_____

Type of Visa_____ DesiredSalary_____

Date Available_____ Geographic Preference_____

Areas of Specialization
(Indicate a maximum of three in order of greatest activity)

____[1]Biochemistry & Biophysics
____[2]Carcinogenesis
____[3]Cellular Biology & Genetics
____[4]Clinical Investigations
____[5]Endocrinology
____[6]Epidemiology
____[7]Experimental Therapeutics
____[8]Immunology
____[9]Molecular Biology & Genetics
____[10]Prevention
____[11]Radiobiology/Radiation Oncology
____[12]Virology
____[13]Other (please specify):_____

ADVERTISEMENT (Please type a short description of your background and the position you are seeking in the box below. If received by December 5, 1994, your advertisement will be printed in the 1995 *Proceedings*. All advertisements will appear in the July 1, September 1, and November 1, 1995, issues of *Cancer Research*. DO NOT GIVE YOUR NAME OR ADDRESS; the AACR will assign identification numbers to each advertisement.)

SAMPLE: Ph.D., 1991, Molec./Cell. Biol.; Tissue culture, cell matrix, surface receptors, Northern/Southern/Western blots, DNA probes, immunol. analyses, oncogenes. Postdoc. 3 yrs., Teach. exp. 2 yrs. Seek acad./indus. research position. Avail. Sept. 1995. Prefer mid-Atlantic States. Salary negotiable.

(over)

Name_____ Candidate I.D. Number_____
(office use only)

ACADEMIC TRAINING

College or University	From/To	Major	Minor	Degree(s)

POSITIONS HELD (List in chronological order, current position first)

Employer	From/To	Position/Nature of Duties

PUBLICATIONS (List five most recent; include titles and co-authors)

OTHER (List specific areas of expertise, professional societies, honors, etc.)

REFERENCES (Give name and business address)

AVAILABILITY FOR INTERVIEWS AT AACR ANNUAL MEETING

I ___plan ___do not plan to attend the AACR Annual Meeting in Toronto.

Dates available for interviews: ___March 19 ___March 20 ___March 21 ___March 22

(This form may be reproduced)

86TH ANNUAL MEETING
MARCH 18-22, 1995
TORONTO, ONTARIO, CANADA

American Association for Cancer Research

Only reservations requested on the "AACR Official Housing Form" will be accepted. It is recommended that you mail your Housing Form early to obtain requested accommodations.

1. The AACR Housing Form must be sent directly to: AACR Housing Bureau
   207 Queen's Quay W.
   P.O. Box 126, Suite 590
   Toronto, ON M5J 1A7
   CANADA
   or
   FAX to: (416) 367-9088

   Do not send the housing form to the AACR office. Reservations cannot be made directly through the hotels.

2. Please allow at least 2 weeks for receipt of Housing Bureau acknowledgment. Hotel confirmation will be sent to the delegate directly from the designated facility.

   CUTOFF DATE: FEBRUARY 17, 1995

   Confirmation cannot be guaranteed after February 17, 1995, and convention rates may not apply.

3. **DEPOSITS:** All hotels require a first night's deposit to hold your reservation. All deposits must be sent directly to the AACR Housing Bureau. Payments are acceptable in US or Canadian Dollars and may be made by a personal check, bank draft, and certified check. In lieu of deposit, credit card information is also acceptable. Please note: a credit card number will act only as a guarantee for late arrival. Your credit card will not be charged for your first night's deposit. Checks must be made payable to the AACR Housing Bureau. Checks will then be endorsed to the selected hotel.

4. **CANCELLATIONS/CHANGES:** Please do not be a "no-show." Should you find it necessary to cancel your plans to attend the 1995 AACR Annual Meeting, remember to cancel your hotel reservation. **You must cancel your reservation 48 hours prior to your arrival date in order to receive a refund of your deposit.** Cancellations and changes must be made in writing and sent to the AACR Housing Bureau at the above address prior to February 17, 1995. After February 24, 1995, make cancellations and changes directly with your hotel.

5. Be sure to list your arrival and departure dates.

6. Hotel reservations are made on a first come, first served basis. Please mail your forms early.

7. Send only one form if sharing with a colleague. Multiple forms cause duplication and possible double billing.

8. For your own records, please keep a photocopy of your original housing form.

9. There will be shuttle bus service between the Metro Toronto Convention Centre and all hotels except the Crowne Plaza and the SkyDome Hotels which are adjacent to the Centre.

DOWNTOWN TORONTO

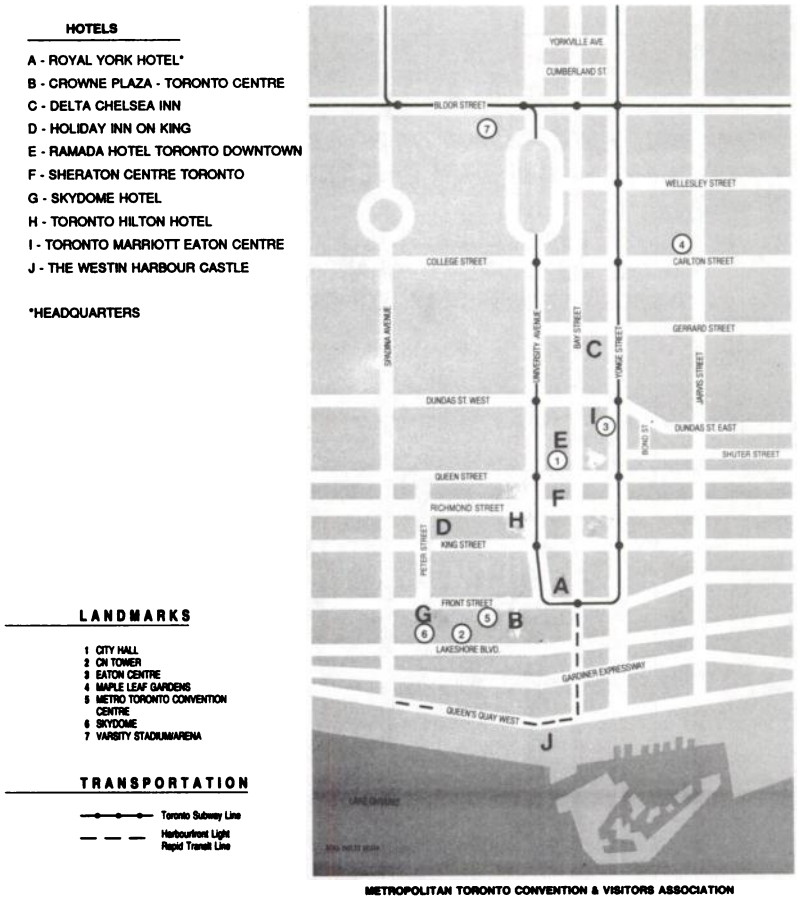

METROPOLITAN TORONTO CONVENTION & VISITORS ASSOCIATION

HOTELS IN TORONTO
RESERVING ROOMS FOR AACR REGISTRANTS

MAP LETTER	HOTEL NAME	SINGLE CDN	SINGLE US*	DOUBLE/TWIN CDN	DOUBLE/TWIN US*
A	ROYAL YORK HOTEL (HEADQUARTERS)	$122	*$88*	$142	*$102*
B	CROWNE PLAZA - TORONTO CENTRE	$135	*$97*	$155	*$112*
C	DELTA CHELSEA INN	$107	*$77*	$107	*$77*
D	HOLIDAY INN ON KING	$115	*$83*	$115	*$83*
E	RAMADA HOTEL TORONTO DOWNTOWN	$89	*$64*	$89	*$64*
F	SHERATON CENTRE TORONTO	$123	*$89*	$123	*$89*
G	SKYDOME HOTEL	$125	*$90*	$145	*$104*
H	TORONTO HILTON	$115	*$83*	$115	*$83*
I	TORONTO MARRIOTT EATON CENTRE	$125	*$90*	$135	*$97*
J	THE WESTIN HARBOUR CASTLE	$119	$86	$129	*$93*

*** ALL HOTEL CHARGES ARE CALCULATED IN CANADIAN DOLLARS. US DOLLAR EQUIVALENTS ARE PROVIDED ONLY AS A GUIDE, ARE BASED ON THE EXCHANGE RATE AS OF AUGUST, 1994, AND ARE SUBJECT TO CHANGE.**

ALL RATES ARE SUBJECT TO A 5% PROVINCIAL SALES TAX AND A 7% GOODS & SERVICES TAX (GST). THESE TAXES ARE SUBJECT TO CHANGE. NON-CANADIAN RESIDENTS WILL BE ABLE TO OBTAIN A REFUND OF THE GOODS & SERVICES TAX. FORMS WILL BE AVAILABLE AT THE CONVENTION CENTER.

AACR OFFICIAL HOUSING FORM

SEND ACKNOWLEDGMENT TO

Last Name _____ First Name _____ M.I. _____ Degree _____

Street _____

City _____ State/Province _____ Zip Code _____ Country (if other than USA) _____

(Area Code) Office Telephone _____ (Area Code) Fax _____

(Indicate if you wish acknowledgment faxed to you) ☐ Yes ☐ No

HOTEL PREFERENCE (Please indicate your first, second, and third choice.)

First _____ $_____ Room Rate

Second _____ $_____ Room Rate

Third _____ $_____ Room Rate

Name of Person(s) Sharing Room (if any)_____

ACCOMMODATIONS REQUIRED

_____ Single (1 bed 1 person)

_____ Double (1 bed 2 persons)

_____ Twin (2 beds 2 persons)

_____ Other: _____

All hotel room assignments will be made in the order received. If your first choice is unavailable, a reservation will be made at an alternative hotel listed.

Any special disability requirements _____ Prefer non-smoking ☐

Arrival Date _____ Arrival Time _____ Departure Date_____

CREDIT CARD INFORMATION: The credit card number will act only as a guarantee for late arrival. You credit card will not be charged for your first night's deposit.

_____
Cardholder Name

☐ MasterCard ☐ VISA ☐ American Express

_____
Account Number and Expiration Date

_____
Cardholder Signature

If no credit card information is provided, please enclose a check for the first night's deposit payable to the AACR HOUSING BUREAU.

Mail to: AACR Housing Bureau
207 Queen's Quay W.
P.O. Box 126, Suite 590
Toronto, ON M5J 1A7
CANADA

or

FAX to: (416) 367-9088
(FAX forms only with Credit Card Information.
IF YOU FAX YOUR FORM, DO NOT MAIL THE FORM.)

IMPORTANT DATES

February 17, 1995
Housing Application Form must be received by the AACR Housing Bureau by the close of the business day.

February 24, 1995
After this date, cancellations and changes are to be made directly with the hotel.

48 Hours Prior to Your Arrival Date
Cancellation deadline to receive a full refund of your deposit.

THE AACR HOUSING BUREAU DOES NOT MAKE RESERVATIONS BY TELEPHONE

HOTEL DESCRIPTIONS

(Descriptions Provided by Individual Hotels)

1. ROYAL YORK HOTEL (HEADQUARTERS)

With 1,365 elegantly appointed guest rooms, 9 restaurants and lounges, including the beautifully restored Imperial Room, Toronto's landmark hotel is across from Union Station, and connected to underground shopping and the subway system. In the heart of the theatre, restaurant and business districts, steps away from the Sky Dome, Metro Toronto Convention Centre, and CN Tower.

416-368-2511 • 100 Front St., W., Toronto, ON M5J 1E3

Rates:	Single $122 (CDN)	$88 (US)*
	Double $142 (CDN)	$102(US)*

2. CROWNE PLAZA - TORONTO CENTRE

This deluxe downtown hotel is connected to the Metro Toronto Convention Centre, with 2 Crowne Plaza Club floors with separate lounge and registration area. The hotel has 2 restaurants, 2 lounges, and facilities for disabled persons. The hotel also has an indoor pool, whirlpool, exercise room, and squash court.

416-597-1400 • 225 Front St., W., Toronto, ON M5V 2X3

Rates:	Single $135 (CDN)	$97 (US)*
	Double $155 (CDN)	$112(US)*

3. DELTA CHELSEA INN

The Delta Chelsea Inn is a full service hotel located in the heart of downtown Toronto, steps away from major shopping, theatre, sports, and cultural attractions. Walking distance to many of the major hospitals, cancer centres, and medical institutions. The hotel offers over 1,100 non-smoking rooms. Special children's creative centre where full supervision is available in 2 1/2 hour time periods. Separate family pool and whirlpool. Kids under six eat free from the children's menu and under 18 stay free in parents' room. State of the art health club features pool, sauna, free weights, and all life cycle machines. Food and beverage outlets include the Market Garden, a self-service gourmet food court, two lounges, and Main Dining Room. Business center offers cellular phone rentals (local lines) and pagers.

416-595-1975 • 33 Gerrard St., W., Toronto, ON M5G 1Z4

Rates: Single/Double $107 (CDN) $77(US)*

4. HOLIDAY INN ON KING

A unique and upscale hotel with 426 distinctive guest rooms and suites located in the heart of the fashion, dining, and entertainment districts. Steps away from the Metro Toronto Convention Centre, SkyDome, Royal Alexandra Theatre, Princess of Wales Theatre, Royal Thomson Hall, CN Tower, and the Downtown Core. Each guest room comes with coffee machine, hair dryer, and in-room TV checkout. Two fabulous restaurants: Judy Restaurant and Matsuri Japanese Restaurant plus our Friendly Features Deli. Airport transportation is available leaving the hotel every 20 minutes from 5:00 a.m. to 11:00 p.m.

416-599-4000 • 370 King St., W., Toronto, ON M5V 1J9

Rates: Single/Double $115 (CDN) $83 (US)*

5. RAMADA HOTEL TORONTO DOWNTOWN

Located adjacent to City Hall, Eaton Centre Shopping, and theatre district. Indoor/outdoor pools, sauna, whirlpool, jogging track, fitness centre. All-day dining in the Chestnut Tree Restaurant, plus Dewey's Secombe & Howe Bar open nightly.

416-977-0707 • 89 Chestnut St., Toronto, ON M5G 1R1

Rates: Single/Double (CDN) $64(US)*

6. SHERATON CENTRE TORONTO

Referred to as "the city within the city," the Sheraton Centre has more than 60 boutiques and access to the underground Plaza. There are two in-hotel cinemas and Canada's largest indoor/outdoor swimming pool along with a rambling two-acre landscaped garden with waterfall and summertime terrace.

416-361-1000 • 123 Queen St., W. Toronto, ON M5H 2M9

Rates: Single/Double $123 (CDN) $89 (US)*

7. SKYDOME HOTEL

Wacky, wonderful and wildly exciting! A rather unusual description for a hotel? Perhaps. But this is no ordinary hotel. This is the "World's Only Sports and Entertainment Hotel". SkyDome Hotel, a part of Toronto's Sky Dome Stadium, famous for its retractable roof is less than a block from the Metro Toronto Convention Centre. The SkyDome Hotel is the first adventure-class hotel. The futuristic design is carried on throughout the hotel and is the perfect accompaniment to the hotel's sports-oriented theme. The hotel has a health club and six restaurants within the complex.

416-360-7100 • 1 blue Jays Way, Toronto, ON M5V 1J4

Rates:	Single $125 (CDN)	$90 (US)*
	Double $145 (CDN)	$104(US)*

8. TORONTO HILTON

The Toronto Hilton is a four-star 600 room hotel, located in the heart of the city close to everything, including the Financial district, Theatre, Restaurants, and the Convention Centre. The hotel offers two restaurants and a lounge, year-round heated indoor/outdoor pool, full health facilities, large guestrooms with coffee makers, hairdryers, and much more. The hotel is also connected to Toronto's fabulous 3-5 mile underground shopping mall.

416-869-3456 • 145 Richmond St., W., Toronto, ON M5H 2L2

Rates: Single/Double $115 (CDN) $83(US)*

9. TORONTO MARRIOTT EATON CENTRE

The hotel has two restaurants, Parkside and J.W.'s. as well as the lobby Lounge and Characters Patio & Bar. There is an indoor swimming pool and fitness room. The hotel is connected to the Eaton Centre shopping complex and is minutes from the theatre and financial districts.

416-597-9200 • 525 Bay St., Toronto, ON M5G 2L2

Rates:	Single $125 (CDN)	$90 (US)*
	Double $135 (CDN)	$97 (US)*

10. THE WESTIN HARBOUR CASTLE

A 980-room luxury hotel with two restaurants, two lounges and health facilities. Toronto's premier downtown destination on the harbourfront.

416-869-1600 • One Harbour Square, Toronto, ON M5J 1A6

Rates:	Single $119 (CDN)	$86 (US)*
	Double $129 (CDN)	$93 (US)*

---

* ***All hotel charges are calculated in Canadian dollars. US Dollar equivalents are provided only as a guide, are based on the exchange rate as of August, 1994, and are subject to change.***

AUDIO CASSETTE ORDER FORM

85th Annual Meeting • American Association for Cancer Research

Programs consist of either 1 tape/$11.50, 2 tapes/$23.00, or 3 tapes/$34.50 *(PRICES INDICATED AFTER EACH TITLE)*

AUDIO CASSETTE DISCOUNTS

1-5 cassettes	**$11.50**
6-11 cassettes	**5% DISCOUNT**
12-24 cassettes	**10% DISCOUNT**
25-48 cassettes	**15% DISCOUNT**
49 +	**20% DISCOUNT**

Programs consist of 1, 2, or 3 cassettes. Prices are listed after each program title.

- ☐ CAN-401 Meet the Expert Sunrise Session: Anti-Growth Factor Therapy to Prevent and Treat Lung Cancer: A New Horizon or a Fantasy? Paul A. Bunn, Jr. (1 cassette, $11.50)
- ☐ CAN-402 Meet the Expert Sunrise Session: Cancer Cell Structure and Chaos, Donald S. Coffey (1 cassette, $11.50)
- ☐ CAN-403 Meet the Expert Sunrise Session: Molecular Biology of Hematopoietic Malignancies, Carlo M. Croce (1 cassette, $11.50)
- ☐ CAN-404 Meet the Expert Sunrise Session: New Frontiers in Chemoprevention: Basic Science to the Clinic, Waun Ki Hong (1 cassette, $11.50)
- ☐ CAN-405 Plenary Session: Biological and Clinical Roles of Genetic Markers (2 cassettes, $23.00)
- ☐ CAN-406 Minisymposium Endocrinology 1: Hormonal Carcinogenesis and Progression (2 cassettes, $23.00)
- ☐ CAN-407 Minisymposium Immunology/Biological Therapy 1: Antibody-based Therapy of Cancer (3 cassettes, $34.50)
- ☐ CAN-408 Minisymposium Clinical Investigations 1: Clinical Pharmacology/Phase I Studies (3 cassettes, $34.50)
- ☐ CAN-409 Minisymposium Carcinogenesis 1: Angiogenesis and Neoplasia (3 cassettes, $34.50)
- ☐ CAN-410 Minisymposium Experimental Therapeutics 1: Topoisomerase I (3 cassettes, $34.50)
- ☐ CAN-411 Thirty-Fourth G.H.A. Clowes Memorial Award Lecture: Genetic Analysis of Human Breast Cancer, Mary-Claire King (1 cassette, $11.50)
- ☐ CAN-412 Minisymposium Prevention 2: Translation of Chemoprevention to Humans (3 cassettes, $34.50)
- ☐ CAN-413 Minisymposium Biology 4: Signal Transduction and Oncogenes in Breast Cancer (3 cassettes, $34.50)
- ☐ CAN-414 Minisymposium Clinical Investigations 3: Drug Resistance (3 cassettes, $34.50)
- ☐ CAN-415 Minisymposium Experimental Therapeutics 7: P-Glycoprotein II (3 cassettes, $34.50)
- ☐ CAN-417 Symposium 1: Recent Advances in Environmental Carcinogenesis (2 cassettes, $23.00)
- ☐ CAN-418 Symposium 2: Cellular Signaling (2 cassettes, $23.00)
- ☐ CAN-419 Symposium 3: AIDS-related Malignancies (2 cassettes, $23.00)
- ☐ CAN-420 Symposium 4: Solid Tumor Physiology and Therapeutic Approaches (2 cassettes, $23.00)
- ☐ CAN-421 Symposium 5: Conducting Cancer Research among Minority Populations in the United States (2 cassettes, $23.00)
- ☐ CAN-422 Presidential Address: UV Radiation and Immunology: Something New under the Sun, Margaret L. Kripke; Presentation of the Second Gertrude Elion Cancer Research Award (1 cassette, $11.50)
- ☐ CAN-423 Minority Issues Committee Symposium: Survival and Success in Cancer Research: Toward the Year 2000 (2 cassettes, $23.00)
- ☐ CAN-424 Meet the Expert Sunrise Session: Modulation of Gene Expression in Multidrug-resistant Tumor Cells, June L. Biedler (1 cassette, $11.50)
- ☐ CAN-425 Meet the Expert Sunrise Session: Cytochrome P450IA1: An Exercise in Regulation, Edward Bresnick (1 cassette, $11.50)
- ☐ CAN-426 Meet the Expert Sunrise Session: Physiological Resistance to the Treatment of Solid Tumors, Rakesh K. Jain (1 cassette, $11.50)
- ☐ CAN-427 Meet the Expert Sunrise Session: Chemoprevention of Breast Cancer — Alternatives to Tamoxifen and Retinoids, Lee W. Wattenberg (1 cassette, $11.50)
- ☐ CAN-428 Symposium 6: Hematological Malignancies: Biology and Therapy (2 cassettes, $23.00)
- ☐ CAN-429 Symposium 7: New Approaches to Cancer Immunotherapy (2 cassettes, $23.00)
- ☐ CAN-430 Symposium 8: Retinoids and Cancer (2 cassettes, $23.00)
- ☐ CAN-431 Symposium 9: Transcriptional Control of Cell Proliferation and Differentiation (2 cassettes, $23.00)
- ☐ CAN-432 Minisymposium Epidemiology 1: Cancer Epidemiology I: (2 cassettes, $23.00)
- ☐ CAN-433 Minisymposium Carcinogenesis 9: Genomic Instability (3 cassettes, $34.50)
- ☐ CAN-434 Minisymposium Clinical Investigations 6: Breast Cancer I (3 cassettes, $34.50)
- ☐ CAN-435 Minisymposium Molecular Biology/Biochemistry 6: Advanced Cancer Cytogenetics (3 cassettes, $34.50)
- ☐ CAN-436 Minisymposium Experimental Therapeutics 13: Topoisomerase II: (3 cassettes, $34.50)
- ☐ CAN-437 Controversy Session 1: Fat and Breast Cancer: Can an Intervention Trial Resolve the Issue? (1 cassette, $11.50)
- ☐ CAN-438 Third American Cancer Society Award Lecture on Cancer Epidemiology and Prevention: The Prevention of Hormone-induced Cancers, Brian E. Henderson (1 cassette, $11.50)
- ☐ CAN-439 Minisymposium Biology 11: Cell Adhesion and Extracellular Matrix Molecules (3 cassettes, $34.50)
- ☐ CAN-440 Minisymposium Carcinogenesis 12: Tumor Suppressor Genes II: (3 cassettes, $34.50)
- ☐ CAN-441 Minisymposium Clinical Investigations 9: Solid Tumors III: (3 cassettes, $34.50)
- ☐ CAN-442 Minisymposium Molecular Biology/Biochemistry 9: Control of Gene Expression I: (3 cassettes, $34.50)
- ☐ CAN-443 Minisymposium Experimental Therapeutics 21: Modulation of the Multidrug Resistance Phenotype (2 cassettes, $23.00)
- ☐ CAN-444 Symposium 10: Programmed Cell Death (2 cassettes, $23.00)
- ☐ CAN-445 Symposium 11: New Strategies for Immunological Intervention (3 cassettes, $34.50)
- ☐ CAN-446 Symposium 12: Diet and Cancer: The Role of Protective Factors (2 cassettes, $23.00)
- ☐ CAN-447 Symposium 13: Basic and Clinical Aspects of Prostate Cancer (2 cassettes, $23.00)
- ☐ CAN-448 Controversy Session 2: Is Multidrug Resistance an Important Factor in Therapeutic Outcome? (2 cassettes, $23.00)
- ☐ CAN-449 AACR Annual Business Meeting (1 cassette, $11.50)
- ☐ CAN-450 Meet the Expert Sunrise Session: Intrinsic and Acquired Resistance to Antimetabolites, Joseph R. Bertino (1 cassette, $11.50)
- ☐ CAN-451 Meet the Expert Sunrise Session: Pathology and Epidemiology of Helicobactor pylori Infection — Is There a Cancer Link? Pelayo Correa (1 cassette, $11.50)
- ☐ CAN-452 Meet the Expert Sunrise Session: Molecular Aspects of Breast Cancer Progression, Helene S. Smith (1 cassette, $11.50)
- ☐ CAN-453 Minisymposium Clinical Investigations 12: Role of Oncogenes in Solid Tumors (2 cassettes, $23.00)
- ☐ CAN-454 Minisymposium Biology 15: Cellular and Genetic Factors in Metastasis (3 cassettes, $34.50)
- ☐ CAN-455 Minisymposium Carcinogenesis 16: Tumor Promotion II (3 cassettes, $34.50)
- ☐ CAN-456 Minisymposium Molecular Biology/Biochemistry 13: DNA Lesions: Their Recognition and Repair (3 cassettes, $34.50)
- ☐ CAN-457 Minisymposium Experimental Therapeutics 27: Tyrosine Kinases and Protein Kinase C as Antineoplastic Drug Targets (3 cassettes, $34.50)
- ☐ CAN-458 Symposium 14: Basic Science Approaches to Breast Cancer (2 cassettes, $23.00)
- ☐ CAN-459 Symposium 15: Genetic Basis for Tumor Cell Sensitivity to Radiation (2 cassettes, $23.00)
- ☐ CAN-460 Symposium 16: Intermediate Endpoints in Cancer Prevention (2 cassettes, $23.00)
- ☐ CAN-461 Symposium 17: Pharmacogenetics: Role of Drug Metabolism Polymorphisms in Cancer Chemotherapy (2 cassettes, $23.00)
- ☐ CAN-462 Controversy Session 3: Is Bone Marrow Transplantation Indicated for Adult Acute Leukemia in First Remission? (1 cassette, $11.50)
- ☐ CAN-463 Eighteenth Richard and Hinda Rosenthal Foundation Award Lecture: Angiogenesis as a Target for Cancer Therapy, Marc E. Lippman (1 cassette, $11.50)
- ☐ CAN-464 Public Education Session: The Funding Crisis in Cancer Research: What Can We Do? (1 cassette, $11.50)
- ☐ CAN-465 Minisymposium Biology 20: Apoptosis III (3 cassettes, $34.50)
- ☐ CAN-466 Minisymposium Immunology/Biological Therapy 10: Tumor Antigens and Tumor Vaccines (3 cassettes, $34.50)

- ☐ CAN-467 Minisymposium Radiobiology/Radiation Oncology 5: Irradiation and the Cell Cycle (2 cassettes, $23.00)
- ☐ CAN-468 Minisymposium Molecular Biology/Biochemistry 17: p53 Function (3 cassettes, $34.50)
- ☐ CAN-469 Minisymposium Experimental Therapeutics 33: Gene Therapy II: (3 cassettes, $34.50)
- ☐ CAN-470 Symposium 18: Potential Applications of Advances in Cell and Molecular Biology to New Therapies for Lung Cancer (2 cassettes, $23.00)
- ☐ CAN-471 Symposium 19: Genomic Imprinting and Its Role in Cancer (2 cassettes, $23.00)
- ☐ CAN-472 Symposium 20: Novel Strategies in Chemical Prevention of Cancer (2 cassettes, $23.00)
- ☐ CAN-473 Symposium 21: Mechanisms and Circumvention of Drug Resistance (2 cassettes, $23.00)
- ☐ CAN-474 Thirteenth Cornelius P. Rhoads Memorial Award Lecture: Genetic Suppressor Elements: New Tools for Molecular Oncology, Igor B. Roninson (1 cassette, $11.50)
- ☐ CAN-475 Meet the Expert Sunrise Session: Molecular Basis and Functional Role of Glycosphingolipids and Glycoproteins in Tumor Progression and Prevention, Senitiroh Hakomori (1 cassette, $11.50)
- ☐ CAN-476 Meet the Expert Sunrise Session: Verapamil and Other Milestones for the Therapy of Multidrug Resistance, Takashi Tsuruo (1 cassette, $11.50)
- ☐ CAN-477 Meet the Expert Sunrise Session: The Biology of Radiation Oncology, H. Rodney Withers and William H. McBride (1 cassette, $11.50)
- ☐ CAN-478 Symposium 22: Tumor Suppressor Genes and Cell Cycle Control (2 cassettes, $23.00)
- ☐ CAN-479 Symposium 23: Hormonal Carcinogenesis: Epidemiological and Mechanistic Studies (2 cassettes, $23.00)
- ☐ CAN-480 Symposium 24: Topoisomerase I Inhibitors: Molecules to Medicine (2 cassettes, $23.00)
- ☐ CAN-481 Multidisciplinary Session 1: Cytokine Biology and Therapy (2 cassettes, $23.00)
- ☐ CAN-482 Multidisciplinary Session 2: Targeting ras for Cancer Chemotherapy (2 cassettes, $23.00)
- ☐ CAN-483 Minisymposium Clinical Investigations 15: Cytogenetics/Molecular Genetics (3 cassettes, $34.50)
- ☐ CAN-484 Minisymposium Clinical Investigations 16: Gene Therapy (3 cassettes, $34.50)
- ☐ CAN-485 Minisymposium Biology 23: Proteases and Their Inhibitors in Differentiation and Cancer (3 cassettes, $34.50)
- ☐ CAN-486 Thirteenth Bruce F. Cain Memorial Award Lecture: Camptothecin and Taxol: From Discovery to Clinical Usage, Mansukh C. Wani and Monroe E. Wall (1 cassette, $11.50)
- ☐ CAN-487 Minisymposium Carcinogenesis 25: Tumor Progression II (3 cassettes, $34.50)
- ☐ CAN-488 Minisymposium Experimental Therapeutics 45: Antisense (3 cassettes, $34.50)
- ☐ CAN-489 Minisymposium Clinical Investigations 19: Clinical Molecular Studies (3 cassettes, $34.50)
- ☐ CAN-490 Minisymposium Molecular Biology/Biochemistry 22: Tyrosine Kinases and Phosphatases (3 cassettes, $34.50)
- ☐ CAN-491 Minisymposium Experimental Therapeutics 46: Thymidylate Synthase (3 cassettes, $34.50)
- ☐ CAN-492 Symposium 25: Integration of Cytokines and Radiation: Biological Basis and Preliminary Clinical Trials (2 cassettes, $23.00)
- ☐ CAN-493 Symposium 26: Cell Adhesion in Invasion and Metastasis (2 cassettes, $23.00)

THE FOLLOWING PROGRAMS ARE AVAILABLE ON

VIDEO CASSETTE

(ALLOW 4-6 WEEKS FOR DELIVERY)



EACH VIDEO PROGRAM CONSISTS OF ONE VIDEO, $39.00 UNLESS OTHERWISE NOTED

Full set of videos, $386

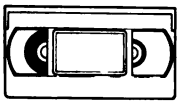

- ☐ CAN-405V *(2 cassettes, $78.00)* **Plenary Session: Biological and Clinical Roles of GeneticMarkers**
- ☐ CAN-411V **Thirty-Fourth G.H.A. Clowes Memorial Award Lecture: Genetic Analysis of Human Breast Cancer,** Mary-Claire King
- ☐ CAN-422V **Presidential Address: UV Radiation and Immunology: Something New under the Sun,** Margaret L. Kripke; **Presentation of the Second Gertrude Elion Cancer Research Award**
- ☐ CAN-423V *(2 cassettes, $78.00)* **Minority Issues Committee Symposium: Survival and Success in Cancer Research: Toward the Year 2000**
- ☐ CAN-438V **Third American Cancer Society Award Lecture on Cancer Epidemiology and Prevention: The Prevention of Hormone-induced Cancers,** Brian E. Henderson
- ☐ CAN-463V **Eighteenth Richard and Hinda Rosenthal Foundation Award Lecture: Angiogenesis as a Target for Cancer Therapy,** Marc E. Lippman
- ☐ CAN-464V **Public Education Session: The Funding Crisis in Cancer Research: What Can We Do?**
- ☐ CAN-474V **Thirteenth Cornelius P. Rhoads Memorial Award Lecture: Genetic Suppressor Elements: New Tools for Molecular Oncology,** Igor B. Roninson
- ☐ CAN-486V **Thirteenth Bruce F. Cain Memorial Award Lecture: Camptothecin and Taxol: From Discovery to Clinical Usage,** Mansukh C. Wani and Monroe E. Wall

VIDEO CASSETTE DISCOUNT

☐ SAVE 10%

ON ENTIRE SET OF 11 VIDEOS, $386

$15.00 PER TAPE SURCHARGE FOR PAL CONVERSIONS

PLEASE COMPLETE AND RETURN ENTIRE FORM

PLEASE PRINT

CAN

SUB-TOTAL AUDIOTAPE ORDER $ _____

SUB-TOTAL VIDEO TAPE ORDER $ _____

(IL RESIDENTS ADD 8.75% SALES TAX) $ _____

AUDIO $4.00 SHIPPING & HANDLING $ $4.00

VIDEO $4.00 S & H ($24 MAX) $ _____

TOTAL (IN U.S. FUNDS) $ _____

SEND TO: TEACH 'EM, 160 EAST ILLINOIS ST., CHICAGO, IL 60611
PHONE: (312) 467-0424 • **FAX:** (312) 467-9271 • **TOLL-FREE:** 1-800-225-3775

VIDEO ORDERS
(Please check one)
☐ VHS
☐ PAL *($15 conversion surcharge)*

☐ CHECK ENCLOSED PAYABLE TO TEACH 'EM
☐ VISA
☐ MC
☐ AMEX
$25 MINIMUM ON CREDIT CARD ORDERS
CARD # _____
EXPIRATION DATE _____

NAME _____ TITLE _____

ORGANIZATION _____

ADDRESS (NO PO BOXES) _____ CITY _____ STATE _____ ZIP _____

SIGNATURE _____ TELEPHONE ( ) _____

PLEASE NOTE: Any defective tapes will be replaced, but tapes are nonrefundable.

ADVANCE REGISTRATION FORM

AMERICAN ASSOCIATION FOR CANCER RESEARCH
86TH ANNUAL MEETING - TORONTO, ONTARIO, CANADA - March 18-22, 1995

Return to
American Association for Cancer Research • Public Ledger Building, Suite 816
150 S. Independence Mall West • Philadelphia, PA 19106-3483 • FAX: 215-440-9313

DEADLINES:
- **February 3, 1995** for reduced rates and to ensure receipt of meeting materials by mail in late February or early March
- **February 24, 1995** for **all** registration by mail (*Registration forms received after this date will **not** be accepted. Registration will be conducted at the Metro Toronto Convention Centre from March 18-22.*)
- **March 15, 1995** to cancel registration and receive refund less cancellation fee (US$25/C$35)

(*Please print*)

NAME: _____ _____ _____
Last | First/Middle Initial | AACR Member Number

TITLE: _____ ADDRESS: _____
Institution

_____
Street, Building, or Post Office Box

_____
City | State or Province | Zip/Postal Code | Country (if not U.S.)

TELEPHONE NO.: _____ FAX NO.: _____

☐ Check this box if you have a physical disability and have special requirements for transportation, hotel accommodations, or other facilities in connection with the meeting. A member of the Association Staff will contact you.

WHAT IS YOUR PRIMARY FIELD OF RESEARCH (Please check only one):

☐ [1]Biochemistry and Biophysics ☐ [2]Carcinogenesis ☐ [3]Cellular Biology & Genetics ☐ [4]Clinical Investigations
☐ [5]Endocrinology ☐ [6]Epidemiology ☐ [7]Experimental Therapeutics ☐ [8]Immunology ☐ [9]Molecular Biology & Genetics
☐ [10]Prevention ☐ [11]Radiobiology/Radiation Oncology ☐ [12]Virology ☐ [13]Other (please specify): _____

ARE YOU THE PRESENTER OF AN ABSTRACT SUBMITTED FOR THE 1995 AACR MEETING? ☐ Yes ☐ No

ON WHICH DAYS WILL YOU ATTEND THE 1995 AACR ANNUAL MEETING?

☐ Saturday, March 18 ☐ Sunday, March 19 ☐ Monday, March 20 ☐ Tuesday, March 21 ☐ Wednesday, March 22

PAYMENT OF REGISTRATION

Fees may be paid by check or with a MasterCard, VISA, American Express, or Eurocard account. All payments must be made in U.S. or Canadian currency, and all checks must be drawn on a U.S. or Canadian bank. Payment must accompany this form; purchase orders will not be accepted as payment. Honorary members may register gratis.

	On or Before Feb. 3 US$/C$	After Feb. 3 US$/C$
☐ Active/Corresponding Member Rate	105/150	135/193
☐ Nonmember Rate	220/315	255/365
☐ Emeritus Member Rate (includes a copy of AACR *Proceedings*)	50/72	50/72
☐ Associate Member/Student Rate* (does not include a copy of AACR *Proceedings*)	50/72	60/86
☐ AACR *Proceedings*+	35/50	35/50
☐ Overseas Airmail Surcharge†	22/32	N.A.
☐ Program on Diskette (check format below)	15/22	15/22
☐ IBM 5¼" ☐ IBM 3½" ☐ Apple 3½"		
TOTAL ENCLOSED OR CHARGED	_____	_____

METHOD OF PAYMENT

☐ Check payable to AACR, Inc. in U.S. or Canadian currency, drawn on a U.S. or Canadian bank

_____
Person/Institution Issuing Check | Check No.

☐ MasterCard ☐ VISA ☐ American Express ☐ Eurocard

_____ _____
Card Number | Expiration Date

_____
Signature

*Students must enclose a statement, signed by the registrar, dean, or department head of their university or college on official letterhead, confirming their status. **Postdoctoral fellows or physicians in training do not qualify for the student registration rate** unless they are Associate Members of the AACR. An application for Associate Membership may accompany this form, but these should be submitted well before the February 3 deadline, as review of the Associate Membership application may delay registration.

+AACR members with paid-up subscriptions to an AACR journal and registrants who pay the nonmember fee receive the *Proceedings* **automatically**. If these members or nonmembers check this box and pay the fee, they will receive an **additional** copy of the *Proceedings*.

†Optional payment for registrants outside of the U.S. and Canada only. Registrants paying this surcharge will receive meeting publications via airmail--printed matter before the annual meeting.

AACR members in good standing will receive copies of the Program and *Proceedings* prior to the meeting. Nonmember and student registrants who meet the February 3 deadline will also receive the Program and (if they have purchased it) the *Proceedings* prior to the meeting. Nonmembers and students who do not meet the deadline must pick up publications at the meeting site.

REFUND POLICY

Refunds on registration fees will be granted on written request received in the AACR Office by March 15, 1995. Requests received after this date will not be honored. Receipts and badges (if they have been mailed) must be returned to the AACR Office with the refund request. A cancellation fee of US$25/C$35 will be deducted from all refunds to cover administrative costs.

(This form may be reproduced.)

AMERICAN ASSOCIATION FOR CANCER RESEARCH SCIENTIFIC CONFERENCES

NOVEMBER 7-11, 1994
Modern Developments in Cancer Therapeutics
Joint Meeting with Academia Sinica
Chairpersons: Yung-chi Cheng, New Haven, CT; Cheng-Wen Wu, Taipei, Taiwan
Academia Sinica, Taipei, Taiwan, R.O.C.

NOVEMBER 29-DECEMBER 4, 1994
Translational Research in Cancer: New Opportunities for Progress
Chairperson: Carlo M. Croce, Philadelphia, PA
Grove Park Inn, Asheville, NC

DECEMBER 8-13, 1994
Basic and Clinical Aspects of Prostate Cancer
Chairperson: Donald S. Coffey, Baltimore, MD
Marriott's Rancho Las Palmas Resort, Rancho Mirage (Palm Springs), CA

JANUARY 14-19, 1995
Mechanism of Action of Retinoids, Vitamin D, and Steroid Hormones
Chairpersons: Michael B. Sporn, Bethesda, MD; Ronald M. Evans, San Diego, CA; David Mangelsdorf, Dallas, TX
Whistler Resort and Conference Centre, Whistler, B.C., Canada

FEBRUARY 13-18, 1995
Molecular Biology of Cancer: Implications for Prevention and Therapy
Joint Meeting with Japanese Cancer Association
Chairpersons: Lee W. Wattenberg, Minneapolis, MN; Masaaki Terada, Tokyo, Japan
Maui Marriott Hotel, Maui, HI

MARCH 19-22, 1995
86th Annual Meeting
Chairperson: Donald S. Coffey, Baltimore, MD
Metro Toronto Convention Centre, Toronto, Ontario, Canada
(Abstract Deadline: October 14, 1994)

APRIL 1-6, 1995
Signal Transduction of Normal and Tumor Cells
Chairperson: Anthony J. Pawson, Toronto, Ontario, Canada
Banff Centre, Banff, Alberta, Canada

OCTOBER 14-18, 1995
Cytokines and Cytokine Receptors
Chairperson: Steven Gillis, Seattle, WA
The Sagamore, Bolton Landing (Lake George), NY

NOVEMBER 5-9, 1995
Cancer: The Interface Between Basic and Applied Research
Chairpersons: Bert Vogelstein, Baltimore, MD; Stephen H. Friend, Charlestown, MA; John D. Minna, Dallas, TX
Stouffer Harborplace Hotel, Baltimore, MD

NOVEMBER 17-21, 1995
Novel Strategies Against Resistant Cancers
Chairpersons: Victor Ling, Toronto, Ontario, Canada; Daniel D. Von Hoff, San Antonio, TX
Sanibel Harbour Resort & Spa, Ft. Myers, FL

DECEMBER 2-6, 1995
The Molecular Basis of Gene Transcription
Chairperson: Tom Curran, Nutley, NJ
Hotel Del Coronado, Coronado (San Diego), CA

AACR members will receive brochures on the above special conferences as soon as they are available. Nonmembers should call or write:

American Association for Cancer Research
Public Ledger Building, Suite 816
150 South Independence Mall West
Philadelphia, PA 19106-3483
215-440-9300 • 215-440-9313 (FAX)

Board of Directors and Annual Meeting Committees

OFFICERS

Edward Bresnick, *President*
Joseph R. Bertino, *President-Elect*
Margaret L. Kripke, *Past President*
Lee W. Wattenberg, *Past President*
Bayard D. Clarkson, *Treasurer*
Margaret Foti, *Executive Director*

DIRECTORS

Until 1995
Curtis C. Harris
Victor Ling
John D. Minna
Kenneth Olden

Until 1996
Donald S. Coffey
Michael B. Sporn
Louise C. Strong
Daniel D. Von Hoff

Until 1997
Webster K. Cavenee
Stanley J. Korsmeyer
Philip C. Hanawalt
Thea D. Tlsty

Ex Officio
Joseph R. Bertino
Edward Bresnick
Bayard D. Clarkson
Carlo M. Croce (through December 1994)
Margaret Foti
Margaret L. Kripke
Lee W. Wattenberg

PROGRAM COMMITTEE
(additional appointments pending)

Donald S. Coffey, *Chairperson*

BIOLOGY SUBCOMMITTEE
Cell Growth and Death Subsection
Angie Rizzino, *Chairperson*
Ronald N. Buick
Ralph E. Durand

Cell Signalling Subsection
Reuben Lotan, *Chairperson*
Gary E. Gallick
Susan Jaken

Invasion and Metastasis Subsection
Patricia S. Steeg, *Chairperson*
Ann F. Chambers
Paul B. Fisher

CARCINOGENESIS SUBCOMMITTEE
Biomarkers, Premalignant Lesions, Dietary Factors and Chemoprevention, Risk Assessment Subsection
Diane F. Birt, *Chairperson*

Carcinogen Metabolism, DNA Damage and Repair, Genetic Alterations, Mutagenesis Subsection
Fred F. Kadlubar, *Chairperson*
Leona D. Samson
Chung S. Yang

Promotion and Progression, Signal Transduction, and Communication Subsection
Leland W. K. Chung, *Chairperson*
Jeffrey A. Boyd
Mark Meuth

Oncogenes, Tumor Suppressor Genes, Use of Transgenic Mice as Models, and Viral Transformation Subsection
David Sidransky, *Chairperson*
Saraswati Sukumar
Cheryl Lyn Walker

CLINICAL INVESTIGATIONS SUBCOMMITTEE
Joseph R. Bertino, *Co-Chairperson*
Daniel D. Von Hoff, *Co-Chairperson*
Francis Ali-Osman
Steven T. Brower
Richard L. Schilsky
Frank H. Valone

ENDOCRINOLOGY SUBCOMMITTEE
Marc E. Lippman, *Chairperson*
Evelyn R. Barrack
Lori J. Goldstein
Kathryn B. Horwitz

EPIDEMIOLOGY SUBCOMMITTEE
Malcolm C. Pike, *Chairperson*
E. Robert Greenberg
Mimi C. Yu

EXPERIMENTAL THERAPEUTICS SUBCOMMITTEE
Drug Design, Screening, and Delivery Subsection
Alexander W. Wood, *Chairperson*
Rudolph L. Juliano
Allen I. Oliff

Drug Resistance Subsection
June L. Biedler, *Chairperson*
Peter W. Melera
Raymond Taetle

Mechanisms of Drug Action, Pharmacokinetics, Pharmacodynamics, DNA Repair Subsection
Leonard C. Erickson, *Chairperson*
Louise M. Nutter
O. Michael Colvin

Therapeutic Agents I ("small" molecules) Subsection
Eddie Reed, *Chairperson*
Richard F. Borch
Branimir I. Sikic

Therapeutic Agents II (genes, gene components, antireceptors) Subsection
Alan R. Eastman, *Chairperson*
Stanley T. Crooke
Jill M. Siegfried

Topoisomerases, Other DNA Reactive Agents, and Tubulin Agents Subsection
Leroy F. Liu, *Chairperson*
Yves G. Pommier

IMMUNOLOGY/BIOLOGICAL THERAPY SUBCOMMITTEE
Immunobiology Subsection
Diana M. de oca Lopez, *Chairperson*
Honnavara N. Ananthaswamy
Stephen W. Russell

Preclinical and Clinical Immunotherapy Subsection
Marc S. Ernstoff, *Chairperson*
Oliver W. Press
Sandra L. White

MOLECULAR BIOLOGY/ BIOCHEMISTRY SUBCOMMITTEE
Biochemistry Subsection
Garth Powis, *Chairperson*
Katherine A. Kennedy
Colin R. Jefcoate

Gene Regulation Subsection
Allan B. Okey, *Chairperson*
Stanton L. Gerson
Victoria M. Richon

Genomic Alterations, Instability and Repair Subsection
Thomas P. Brent, *Chairperson*
J. Carl Barrett
Kenneth W. Kinzler

Oncogenes and Tumor Suppressors Subsection
Frank J. Rauscher III, *Chairperson*
Soldano Ferrone
William F. Benedict

Viral Oncogenesis Subsection
Michael B. Kastan, *Chairperson*
Geoffrey R. Kitchingman

PREVENTION SUBCOMMITTEE
Michael J. Wargovich, *Chairperson*
Ranjana P. Bird
Clinton J. Grubbs

RADIOBIOLOGY/RADIATION ONCOLOGY SUBCOMMITTEE
Ann R. Kennedy, *Chairperson*
Leo E. Gerweck
Timothy J. Kinsella
W. Gillies McKenna
William U. Shipley

ORGAN SITE/TRANSLATIONAL SUBCOMMITTEES
Aids-related Malignancies
Jay A. Levy, *Chairperson*

Brain/Central Nervous System Cancers
Mark A. Israel, *Chairperson*

Breast Cancer
Jose Russo, *Chairperson*

Colon/Gastrointestinal Cancer
Martin Lipkin, *Chairperson*
Eric R. Fearon

Genitourinary Tract Cancers
Samuel M. Cohen, *Chairperson*

Gynecological Cancers
Lovell A. Jones, *Chairperson*

Head and Neck Cancer
Waun Ki Hong, *Chairperson*

Leukemia/Lymphoma
Fernando Cabanillas, *Chairperson*
Clara Derber Bloomfield

Lung Cancer
Paul A. Bunn, Jr., *Chairperson*
Brooke T. Mossman

Melanoma
Malcolm S. Mitchell, *Chairperson*

Pediatric Solid Tumors
Leslie L. Robison, *Chairperson*

Prostate Cancer
John T. Isaacs, *Chairperson*

LOCAL ARRANGEMENTS COMMITTEE

To Be Appointed

EXHIBITS COMMITTEE

David S. Alberts, *Chairperson*
Irene Abraham
Tona M. Gilmer
F. Peter Guengerich
Ronald N. Hines
Ivor Royston
Roy S. Weiner
Howard R. Kartstein, *Exhibitor Adv. Com. Rep.*

EDUCATION COMMITTEE
(additional appointments pending)

Carlo M. Croce, *Chairperson*
Martin D. Abeloff
William M. Baird
Joseph R. Bertino
Clara Derber Bloomfield
Alan R. Eastman
Mimi C. Yu

Guidelines for Submitting Disks to American Association for Cancer Research Publications

The word processing packages that we prefer are as follows:

- XyWrite III Plus (for the IBM)
- WordPerfect 4.2, 5.0, 5.1 (for the IBM)
- WordPerfect (for the Mac)
- Wordstar (for the IBM)
- Microsoft Word (for the IBM)
- Microsoft Word MacIntosh (Versions 1–4) 400/800K
- Wang OIS (WPS)

Also acceptable:

- Apple II DOS 3.3
- Apple with Appleworks Software
- Apple III Plus DOS 3.3
- Apple MacIntosh 400K Disc/ MacWrite 2.2 (text)
- Apple MacIntosh Plus 800K Disc/ MacWrite 4.5 (text)
- CPT 8000
- DEC WPS-8
- DEC Decmate II
- DEC Decmate III
- Display Write 3
- Display Write 4
- IBM Displaywriter Word Processor 6580
- Lanier Business One Step
- Lanier No Problem
- Lanier Super No Problem
- MASS-11 PC
- Multimate
- PC Write
- PFS Professional Write
- Volkswriter 4.0

New releases of word processing software are not always immediately available for conversion. In addition, because of the file structures and internal coding, we cannot accept disks created on desktop publishing systems or those created on proprietary typesetting systems. We also cannot guarantee that all special characters can be translated. Tabular and mathematical material, such as equations, will not be captured from the disk but will be rekeyed.

To expedite work and for your own security, we do require that you submit a hard copy printout of the disk file. The tables and equations will be keyed from this hard copy. We also need to know the name of the file to be converted, the type of hardware (*e.g.*, IBM PC) on which the files were created, the operating system (*e.g.*, DOS 3.3), and the version of the software (*e.g.*, WordPerfect 5.1) used to create the file.

PLEASE FILL OUT ALL INFORMATION ON REVERSE SIDE AND SUBMIT THIS FORM WITH YOUR DISK. DISKS WILL NOT BE PROCESSED WITHOUT THIS INFORMATION.

DISK SUBMISSION FORM

AACR journals are now using personal computers to copyedit manuscripts accepted for publication. When submitting a revised manuscript, authors are encouraged to submit an electronic disk of the paper along with the required four hard copy printouts. Disks will ultimately be returned to the authors.

See reverse for the word processing packages that can be accepted.

File preparation

Please be sure that the file you send is the most recent version of the manuscript and that it matches the most recently submitted printed copy. The file should contain all the parts of the manuscript in **one** file. Mathematical and tabular material, however, will be processed in the traditional manner and may be excluded from the disk file.

Note: AACR does not assume responsibility for errors in conversion of customized software, newly released software, or special characters.

Please label the outside of the disk with the journal name, the first author's name, a partial title of the manuscript, and the name of the computer file used to access the manuscript on disk. To process your disk efficiently, we need the following information. Please be sure to provide **ALL** the information.

Name used to access paper on disk: _____

Name of computer used (*e.g.*, IBM/PS2): _____

Operating system and version (*e.g.*, DOS 3.3): _____

Word processing program and version (*e.g.*, WordPerfect 5.0): _____

[See reverse for acceptable programs.]

Manuscript number: _____

First author: _____

Corresponding author (if different from first author): _____

Telephone/FAX numbers: _____

This form (both sides) may be reproduced.

MOLECULAR BIOLOGY OF CANCER: IMPLICATIONS FOR PREVENTION AND THERAPY

Third Joint Conference of the American Association for Cancer Research and the Japanese Cancer Association

Maui Marriott Hotel, Maui, HI
February 13-18, 1995

癌

SCIENTIFIC PROGRAM COMMITTEE

AACR

LEE W. WATTENBERG / Minneapolis
Co-Chairperson
JOSEPH R. BERTINO / New York
WEBSTER K. CAVENEE / La Jolla
WAUN KI HONG / Houston
MICHAEL B. SPORN / Bethesda

JCA

MASAAKI TERADA / Tokyo
Co-Chairperson
KAORU ABE / Tokyo
YOSHIYUKI HASHIMOTO / Sendai
HIROO IMURA / Kyoto
NOBUYUKI ITO / Nagoya
TADAO KAKIZOE / Tokyo
TOMOYUKI KITAGAWA / Tokyo
HIROSHI KOBAYASHI / Sapporo
TAKAO SEKIYA / Tokyo
MASANORI SHIMOYAMA / Tokyo
HARUO SUGANO / Tokyo
TAKASHI SUGIMURA / Tokyo
SUKETAMI TOMINAGA / Nagoya
KUMAO TOYOSHIMA / Osaka
TAKASHI TSURUO / Tokyo

SCIENTIFIC PROGRAM

Keynote Addresses
TAKASHI SUGIMURA / Tokyo
LEE W. WATTENBERG / Minneapolis

Differentiation
***TOMOYUKI KITAGAWA** / Tokyo
***MICHAEL B. SPORN** / Bethesda
HOYOKU NISHINO / Tokyo
LORRAINE J. GUDAS / New York
TOSHIO KUROKI / Tokyo
MARTIN LIPKIN / New York

Signal Transduction
***FRANK McCORMICK** / Richmond
***TAKASHI TSURUO** / Tokyo
YOSHIMI TAKAI / Osaka
MASABUMI SHIBUYA / Tokyo
I. BERNARD WEINSTEIN / New York
TADATSUGU TANIGUCHI / Osaka

Hormones and Receptors
***KUMAO TOYOSHIMA** / Osaka
***BRIAN E. HENDERSON** / La Jolla
MICHAEL N. GOULD / Madison
JOHN T. ISAACS / Baltimore
KEN YAMAGUCHI / Tokyo
TADAMITSU KISHIMOTO / Osaka

Multi-Step Carcinogenesis and Genomic Instability I
***HIROO IMURA** / Kyoto
***WEBSTER K. CAVENEE** / La Jolla
MASAAKI TERADA / Tokyo
RAYMOND L. WHITE / Salt Lake City
MINAKO NAGAO / Tokyo
YUSUKE NAKAMURA / Tokyo

Multi-Step Carcinogenesis and Genomic Instability II
***ALLAN H. CONNEY** / Piscataway
***HIROSHI KOBAYASHI** / Sapporo
NOBUYUKI ITO / Nagoya
MUTSUO SEKIGUCHI / Fukuoka
THEA D. TLSTY / Chapel Hill
TOSHIKAZU NAKAMURA / Osaka
SHIGEKAZU NAGATA / Osaka
JOSEPH R. BERTINO / New York

Chemoprevention *in Vivo*
***WAUN KI HONG** / Houston
***SUKETAMI TOMINAGA** / Nagoya
ALLAN H. CONNEY / Piscataway
YASUTOSHI MUTO / Gifu
PETER GREENWALD / Bethesda
SHIGEO HINO / Yonago

Special Lecture
CARLTON GAJDUSEK / Bethesda

Genetic Intervention
***YOSHIYUKI HASHIMOTO** / Sendai
***JACK S. COHEN** / Rockville
MITSUHIRO YANAGIDA / Kyoto
ERIC J. STANBRIDGE / Irvine
RICHARD C. MULLIGAN / Cambridge
KIYOJI TANAKA / Osaka

Scientists are encouraged to submit abstracts of papers for consideration for poster sessions. Persons in the Americas and countries other than Japan may obtain additional information from the AACR Office.

* designates Session Chairperson

American Association for Cancer Research
Public Ledger Building, Suite 816
150 South Independence Mall West
Philadelphia, PA 19106-3483 USA
Telephone: (215) 440-9300
FAX: (215) 440-9313

Office of the Japanese Cancer Association for the 3rd Joint Conference
c/o National Cancer Center
5-1-1 Tsukiji, Chuo-ku
Tokyo, 104 JAPAN
Telephone: (03)-3542-2511 ext. 4101
FAX: (03)-3248-0326

ACTUAL SIZE

THINK BIG.

Discovering drug treatments for AIDS. Testing new anticancer agents. Screening Alzheimer's disease therapies. . . .

More than 4500 publications attest to the fact that ALZET® micro-osmotic pumps are opening up big opportunities in preclinical research.

These miniature, implantable pumps have proven effective at delivering a wide variety of agents, over sustained periods of time, in mice and rats. They maintain effective levels of short half-life compounds in plasma and tissues, and can be used with a catheter to target delivery to specific organs or tissues.

So, if you want to expand your research possibilities, think about ALZET pumps. For technical data relevant to your work, call (800) 692-2990 or (415) 962-4128 or fax (415) 962-2488. Tell us the compound you want to deliver and where you want it to go. We'll send you published references and technical information to stimulate your thinking.

It just might be the start of something big.

alzet®
OSMOTIC PUMPS