











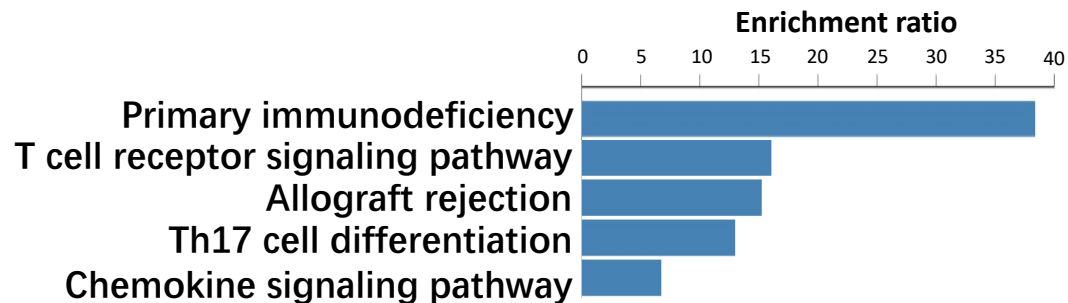
Supplementary Figure S2

A

	OR (95% CI)	Rank	Pval	FDR
LAG3		1	9.90E-10	1.30E-05
IFNG		2	1.00E-09	1.30E-05
IL21		3	1.40E-08	1.20E-04
PDCD1		4	8.80E-08	5.40E-04
CXCL10		9	6.50E-07	1.80E-03
CXCL11		11	8.00E-07	1.80E-03
CD8A		27	9.90E-06	8.90E-03
CXCL13		53	3.60E-05	1.60E-02
CD8B		64	4.70E-05	1.80E-02
CXCL9		134	2.40E-04	4.50E-02

1.0 1.2 1.4 1.6 1.8

B



C

