

# Skrypnik et al., Supplemental Fig. 3

## A

GFP-A549 cell injection

↓

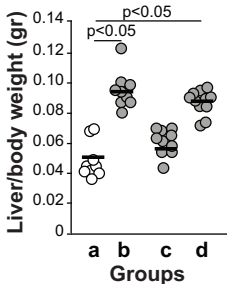
0

2

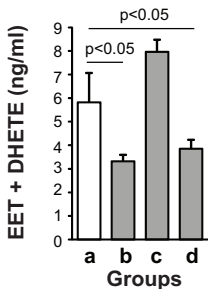
5 (weeks after tumor induction)



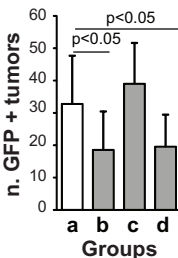
## B



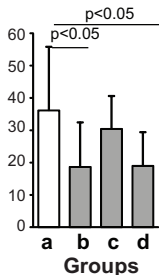
## C



## D Left Lung



## E Right Lung



## F Liver

