Guide to Supporting information

1. Clinical and pathologic data
2. Gene list for figure 3 in the manuscript
3. Figure showing ANOVA result of non-neoplastic tissues segregating Chinese and Australian samples
4. 62 genes found significantly different between Australian and Chinese non-neoplastic tissues
5. Figure of samples clustering including replicate experiments (highlighted with black lines)
6. Genelists from Figures 2, 3, 4 with ratios after log transformation and median centering
7. Figure 1 regions from A to K (K1, K2, L, M, N are subregions of K). G is not shown. Note that dendrogram follows the key in Figure 1.
8. Gene lists from corresponding regions of figure 1

Tumour tissue parameters	Number
Tumour cases	
Australia	50
China	15
Gender	
Male	45
Female	20
Age	
Male	64.0 (32-83)[a]
Female	73.7 (47-85)[a]
Pathology	
Intestinal	23
Diffuse	35
Mixed	6
Adenosquamous	1
Tumour location	
GOJ	10
Fundus	4
Greater curve-body	13
Lesser curve-body	19
Body-non specified	5
Antrum	14
Differentiation	
Well	4
Moderate	13
Moderate to poor	6
Poor	20
Undifferentiated	20
Other	2[b]
Depth of invasion	
Mucosa	1
Submucosa	6
Muscularis propria	13
Serosa/Full thickness	45
Lymph node status	
Nx (< 5 Lymph nodes)	6
N0	10
N1 (1-6)	30
N2 (7-15)	15
N3 (>15)	3
Unspecified	1[c]
AJCC stage	
IA	3
IB	9
II	14
IIIA	22
IIIB	13
IV	3
Unspecified	1[c]
Normal tissue parameters	
Country	
Australia	41
China	18
Pathology	
Normal	9
Chronic gastritis	27
IM	22
Squamous	1

[a] Age in years (range in years)

[b] One adenosquamous and one mucinous

[c] No data on lymph node status of one patient

Table 1 Clinical and pathologic parameters of patient samples included for microarray analysis.

exp no.	p number	T/N	Age	Gender	Country	Tumour	Tumour location	Differentiation	Path ology addendum	Pathology consensus	% tumour	Depth of invasion	TNM
ab170	4	T	73	M	local	GC	antrum	moderate		intestinal	75	full thickness	T3N1
ab171	4	N	73	M	local	GC	antrum			IM	0		
ab168	5	T	70	M	local	GC	GOJ	moderate		intestinal	75	full thickness	T3N1
ab169	5	N	70	M	local	GC	cardia			CG	0		
ab172	11	T	70	F	local	GC	greater curve-body	moderate		intestinal	100	full thickness	T3N1
ab063	35	T	80	F	local	GC	lesser curve-body	undifferentiated		diffuse	50	muscularis propria	T1N1Mx
ab064	35	N	80	F	local	GC	lesser curve-body			CG	0		
ab151	48	T	47	F	local	GC	greater curve-body	undifferentiated	signet	diffuse	70	submucosa	T2N1
ab071	50	T	55	M	local	GC	greater curve-body	undifferentiated	signet	diffuse	80	full thickness	T3Nx
ab072	50	N	55	M	local	GC	greater curve-body			IM	0		
ab073	51	T	54	M	local	GC	antrum	undifferentiated	signet	diffuse	50	full thickness	T3N1
ab074	51	N	54	M	local	GC	antrum			IM	0		
ab034	62	T	80	M	local	GC	antrum	poor	signet	mixed	60	full thickness	T3N1
ab035	62	N	80	M	local	GC	antrum			IM	0		
ab154	70	T	49	M	local	GC	lesser curve-body	moderate		intestinal	100	full thickness	T2N1
ab156	70	N	49	M	local	GC	lesser curve-body			IM	0		
ab076	76	T	76	F	local	GC	lesser curve-body	undifferentiated	signet	diffuse	80	full thickness	T3N2
ab077	76	N	76	F	local	GC	lesser curve-body			IM	0		
ab103	197	T	71	M	local	GC	antrum	undifferentiated		diffuse	15	mucosa - muscularis	T1Nx
ab104	197	N	71	M	local	GC	antrum			IM	0		
ab173	429	T	81	F	local	GC	antrum	undifferentiated	signet	diffuse	80	serosa	T3N2
ab121	433	T	44	M	local	GC	antrum	undifferentiated	signet	diffuse	65	full thickness	T3N1
ab123	448	T	64	F	local	GC	greater curve-body	poor		intestinal	15	muscularis propria	T2Nx
ab124	448	N	64	F	local	GC	greater curve-body			CG	0		
ab113	449	T	65	F	local	GC	lesser curve-body	undifferentiated	signet	diffuse	60	full thickness	T3N1
ab114	449	N	65	F	local	GC	lesser curve-body			CG	0		
ab128	450	T	71	M	local	J	GOJ	poor		intestinal	85	full thickness	T3N1
ab129	450	N	71	M	local	J	cardia			IM	0		
ab215	471	T	82	M	local	GC	lesser curve-body	poor		diffuse	0	muscularis propria	T2N0
ab054	483	T	61	M	local	GC	greater curve-body	undifferentiated	signet	diffuse	80	full thickness	T3N1
ab055	483	N	61	M	local	GC	greater curve-body			CG	0		
ab108	497	T	78	M	local	GC	fundus - body	moderate		intestinal	90	full thickness	T3N0
ab109	497	N	78	M	local	GC	fundus - body			CG	0		
ab068	503	T	74	M	local	GC	greater curve-body	m/poor		intestinal	70	muscularis propria	T2N1
ab069	503	N	74	M	local	GC	greater curve-body			IM	0		
ab211	513	T	82	M	local	GC	lesser curve-body	undifferentiated		diffuse	80	full thickness	T3N2
ab059	514	T	53	M	local	GC	fundus - body	poor		intestinal	90	muscularis propria	T2N0
ab060	514	N	53	M	local	GC	fundus - body			IM	0		
ab158	516	T	67	M	local	GC	stomal	poor		mixed	70	full thickness	T3N2
ab159	516	N	67	M	local	GC	stomal			CG	0		
ab174	520	N	67	M	local	GC	lesser curve-body			CG	0		
ab093	522	T	50	M	local	GC	incisura-border body/antrum	undifferentiated	signet	diffuse	80	full thickness	T3N2
ab094	522	N	50	M	local	GC	incisura-border body/antrum			CG	0		
ab083	536	T	60	M	local	GC	greater curve-body	m/poor		intestinal	30	full thickness	T3N1
ab084	536	N	60	M	local	GC	greater curve-body			CG	0		
ab110	551	T	57	M	local	GC	GOJ	undifferentiated		diffuse	60	serosa	T3N2
ab111	551	N	57	M	local	GC	GOJ			CG	0		
ab009	553	T	80	F	local	GC	antrum	poor		mixed	40	submucosa	T1N1
ab010	553	N	80	F	local	GC	antrum			IM	0		

exp no.	p number	T/N	Age	Gender	Country	Tumour	Tumour location	Differentiation	Path ology addendum	Pathology consensus	% tumour	Depth of invasion	TNM
ab099	559	N	69	M	local	GC	greater curve-body			CG	0		
ab001	584	T	77	F	local	GC	greater curve-body	poor		intestinal	100	muscularis propria	T2N0
ab002	584	N	77	F	local	GC	greater curve-body			CG	0		
ab210	597	T	75	F	local	GC	greater curve-body	undifferentiated	signet	diffuse	80	submucosa	T1N1
ab047	597	N	75	F	local	GC	greater curve-body			IM	0		
ab143	628	T	65	M	local	GC	lesser curve-body	well		intestinal	80	submucosa	T1Nx
ab144	628	N	65	M	local	GC	lesser curve-body			IM	0		
ab016	630	T	83	M	local	J	GOJ	moderate		intestinal	60	muscularis propria	T2N1
ab015	630	N	83	M	local	J	GOJ			CG	0		
ab131	655	T	76	F	local	GC	GOJ	undifferentiated	signet	diffuse	70	full thickness	T3N0
ab132	655	N	76	F	local	GC	GOJ			CG	0		
ab181a	660	T	50	M	local	J	GOJ	moderate		intestinal	30	muscularis propria	T2N1
ab180	660	N	50	M	local	J	GOJ			normal/squamous	0		
ab078	661	T	68	F	local	GC	lesser curve-body	undifferentiated	signet	diffuse	90	serosa	T3N0
ab079	661	N	68	F	local	GC	lesser curve-body			CG	0		
ab182	662	T	76	F	local	GC	antrum	moderate		intestinal	25	muscularis propria	T2N1
ab177	662	N	76	F	local	GC	antrum			IM	0		
ab021	666	T	79	M	local	GC	body	m/poor		intestinal	90	serosa	T3N0
ab020	666	N	79	M	local	GC	body			IM	0		
ab105	674	T	63	M	china	GC	lesser curve-body	moderate		diffuse	nd	full thickness	T3Nx
ab106	674	N	63	M	china	GC	lesser curve-body			IM	nd		
ab044	675	T	55	M	china	GC	lesser curve-body	poor		diffuse	nd	submucosa	T1N1
ab045	675	N	55	M	china	GC	lesser curve-body			normal	nd		
ab146	676	T	67	M	china	GC	lesser curve-body	m/poor		diffuse	nd	full thickness	T3N1
ab147	676	N	67	M	china	GC	lesser curve-body			normal	nd		
ab039	677	T	65	M	china	GC	lesser curve-body	moderate	signet	diffuse	nd	full thickness	T3N1
ab040	677	N	65	M	china	GC	lesser curve-body			normal	nd		
ab003	678	T	38	M	china	GC	lesser curve-body	well		diffuse	nd	muscularis propria	T2N1
ab004	678	N	38	M	china	GC	lesser curve-body			CG	nd		
ab148	679	T	56	M	china	GC	lesser curve-body	well		diffuse	nd	submucosa	T1N0
ab149	679	N	56	M	china	GC	lesser curve-body			normal	nd		
ab161	680	N	67	M	china	GC	antrum			normal	nd		
ab056	681	T	83	M	china	GC	antrum	poor		diffuse	nd	full thickness	T3N1
ab057	681	N	83	M	china	GC	antrum			IM	nd		
ab066	682	T	71	M	china	GC	lesser curve-body	undifferentiated	signet	diffuse	nd	muscularis propria	T2N0
ab118	683	T	68	M	china	GC	antrum	poor		diffuse	nd	full thickness	T3
ab119	683	N	68	M	china	GC	antrum			IM	nd		
ab116	684	T	58	M	china	GC	body	m/poor	signet	diffuse	nd	full thickness	T3N1
ab117	684	N	58	M	china	GC	body			normal	nd		
ab138	685	T	67	M	china	GC	greater curve-body	moderate		intestinal	nd	full thickness	T3N2
ab139	685	N	67	M	china	GC	greater curve-body			normal	nd		
ab049	686	T	70	M	china	GC	antrum	well		intestinal	nd	full thickness	T3N2
ab050	686	N	70	M	china	GC	antrum			IM	nd		
ab133	687	T	74	F	china	GC	lesser curve-body	poor		diffuse	nd	full thickness	T3N2
ab134	687	N	74	F	china	GC	lesser curve-body			normal	nd		
ab061a	689	N	75	F	china	GC	lesser curve-body			IM	nd		
ab135	690	N	48	F	china	GC	body			CG	nd		
ab164	691	N	53	M	china	GC	lesser curve-body			IM	nd		
ab013	693	T	70	M	china	GC	antrum	undifferentiated		diffuse	nd	full thickness	T3N1

exp no.	p number	T/N	Age	Gender	Country	Tumour	Tumour location	Differentiation	Path ology addendum	Pathology consensus	% tumour	Depth of invasion	TNM
ab166	695	T	72	M	china	GC	body	poor		diffuse	nd	full thickness	T3N1
ab086	697	N	62	M	china	GC	antrum			CG	nd		
ab165	698	N	44	F	china	GC	body			CG	nd		
ab187	701	N	57	M	local	GC	GOJ			CG	0		
ab191	737	T	60	M	local	GC	antrum	moderate		intestinal	60	full thickness	T3N3
ab192	737	N	60	M	local	GC	antrum			CG	0		
ab190	811	N	69	M	local	GC	greater curve-body			CG	0		
ab193	813	T	74	F	local	GC	lesser curve-body	undifferentiated		diffuse	80	serosa	T3N2
ab195	869	T	72	F	local	GC	greater curve-body	poor	signet	diffuse	20	full thickness	T3N3
ab196	869	N	72	F	local	GC	greater curve-body			CG	0		
ab198	886	T	70	M	local	GC	antrum	poor		mixed	50	full thickness	T3N2
ab199	886	N	70	M	local	GC	antrum			IM	0		
ab183	978	T	69	M	local	GC	GOJ	moderate		intestinal	80	muscularis propria	T2N2
ab201	978	N	69	M	local	GC	GOJ			CG	0		
ab184	981	T	47	M	local	GC	lesser curve-body	undifferentiated		diffuse	70	full thickness	T3N1
ab202	981	N	47	M	local	GC	lesser curve-body			CG	0		
ab188	994	T	73	M	local	GC	GOJ	poor	signet	diffuse	70	full thickness	T3N3
ab204	994	N	73	M	local	GC	GOJ			CG	50		
ab207	1017	T	46	M	local	GC	GOJ	poor	signet	mixed	70	full thickness	T3N1
ab206a	1017	N	46	M	local	GC	GOJ			squamous	0		
ab189	1058	T	79	F	local	GC	greater curve-body	mucinous		intestinal	40	full thickness	T3N0
ab214	1162	T	79	F	local	GC	lesser curve-body	poor	signet	mixed	90	full thickness (subserosa)	T2N2
ab212	1183	T	76	F	local	GC	fundus - body	nd		adenosquamous	70	full thickness	T3Nx
ab213	1217	T	85	F	local	GC	greater curve-body	m/poor		intestinal	90	serosa	T3N2
ab217	1235	T	75	M	local	GC	fundus - body	poor	signet	diffuse	90	full thickness	T3N2
ab209	1240	T	32	M	local	J	GOJ	poor		intestinal	70	muscularis propria	T3N1

exp no.	p number	Resection	positive LN	Total LN resected	H pylori	HP any test	Hp serology	margins
ab170	4	distal gastrectomy	3	12	neg	neg	pos	clear
ab171	4	distal gastrectomy	3	12	neg	neg	pos	as per tumour
ab168	5	oesophagogastrectomy	3	17	neg	neg	pos	clear
ab169	5	oesophagogastrectomy	3	17	neg	neg	pos	as per tumour
ab172	11	distal gastrectomy	1	28	neg	neg	pos	clear
ab063	35	subtotal gastrectomy	1	12	neg	neg	neg	clear
ab064	35	subtotal gastrectomy	1	12	neg	neg	neg	as per tumour
ab151	48	distal gastrectomy	2	17	neg	neg	neg	clear
ab071	50	total gastrectomy	multiple	nd	nd	nd	pos	clear
ab072	50	total gastrectomy	multiple	nd	nd	nd	pos	as per tumour
ab073	51	distal gastrectomy	5	28	pos	pos	pos	clear
ab074	51	distal gastrectomy	5	28	pos	pos	pos	as per tumour
ab034	62	distal gastrectomy	9	12	neg	neg	pos	clear
ab035	62	distal gastrectomy	9	12	neg	neg	pos	as per tumour
ab154	70	distal gastrectomy	2	26	pos	pos	pos	clear
ab156	70	distal gastrectomy	2	26	pos	pos	pos	as per tumour
ab076	76	total gastrectomy	11	13	pos	pos	pos	clear
ab077	76	total gastrectomy	11	13	pos	pos	pos	as per tumour
ab103	197	distal gastrectomy	0	3	nd	nd	pos	clear
ab104	197	distal gastrectomy	0	3	nd	nd	pos	as per tumour
ab173	429	subtotal gastrectomy	7	11	nd	nd	pos	clear
ab121	433	distal gastrectomy	4	5	pos	pos	neg	clear
ab123	448	total gastrectomy	0	2	nd	nd	pos	clear
ab124	448	total gastrectomy	0	2	nd	nd	pos	as per tumour
ab113	449	distal gastrectomy	1	6	pos	pos	pos	clear
ab114	449	distal gastrectomy	1	6	pos	pos	pos	as per tumour
ab128	450	total gastrectomy	2	6	nd	nd	pos	clear
ab129	450	total gastrectomy	2	6	nd	nd	pos	as per tumour
ab215	471	total gastrectomy	0	11	nd	nd	neg	clear
ab054	483	total gastrectomy	3	8	neg	neg	pos	clear
ab055	483	total gastrectomy	3	8	neg	neg	pos	as per tumour
ab108	497	total gastrectomy	0	13	nd	nd	neg	clear
ab109	497	total gastrectomy	0	13	nd	nd	neg	as per tumour
ab068	503	subtotal gastrectomy	2	4	neg	neg	pos	clear
ab069	503	subtotal gastrectomy	2	4	neg	neg	pos	as per tumour
ab211	513	distal gastrectomy	7	13	neg	neg	neg	clear
ab059	514	total gastrectomy	0	12	nd	nd	neg	clear
ab060	514	total gastrectomy	0	12	nd	nd	neg	as per tumour
ab158	516	total gastrectomy	9	12	nd	nd	pos	clear
ab159	516	total gastrectomy	9	12	nd	nd	pos	as per tumour
ab174	520	total gastrectomy	0	8	pos	pos	pos	as per tumour
ab093	522	total gastrectomy	8	33	nd	nd	neg	clear
ab094	522	total gastrectomy	8	33	nd	nd	neg	as per tumour
ab083	536	distal gastrectomy	3	7	neg	neg	pos	clear
ab084	536	distal gastrectomy	3	7	neg	neg	pos	as per tumour
ab110	551	oesophagogastrectomy	8	13	neg	pos	pos	not clear
ab111	551	oesophagogastrectomy	8	13	neg	pos	pos	as per tumour
ab009	553	subtotal gastrectomy	3	15	nd	nd	pos	not clear
ab010	553	subtotal gastrectomy	3	15	nd	nd	pos	as per tumour

exp no.	p number	Resection	positive LN	Total LN resected	H pylori	HP any test	Hp serology	margins
ab099	559	distal gastrectomy	0	9	nd	nd	pos	as per tumour
ab001	584	distal gastrectomy	0	26	pos	pos	pos	clear
ab002	584	distal gastrectomy	0	26	pos	pos	pos	as per tumour
ab210	597	distal gastrectomy	1	11	neg	pos	pos	clear
ab047	597	distal gastrectomy	1	11	neg	pos	pos	as per tumour
ab143	628	distal gastrectomy	0	?	nd	nd	pos	clear
ab144	628	distal gastrectomy	0	?	nd	nd	pos	as per tumour
ab016	630	oesophagogastrectomy	1	9	nd	nd	pos	clear
ab015	630	oesophagogastrectomy	1	9	nd	nd	pos	as per tumour
ab131	655	total gastrectomy	0	16	nd	nd	neg	nd
ab132	655	total gastrectomy	0	16	nd	nd	neg	as per tumour
ab181a	660	oesophagogastrectomy	3	6	nd	nd	neg	nd
ab180	660	oesophagogastrectomy	3	6	nd	nd	neg	as per tumour
ab078	661	distal gastrectomy	0	45	nd	pos	pos	clear
ab079	661	distal gastrectomy	0	45	nd	pos	pos	as per tumour
ab182	662	distal gastrectomy	4	11	nd	nd	pos	clear
ab177	662	distal gastrectomy	4	11	nd	nd	pos	as per tumour
ab021	666	distal gastrectomy	0	32	neg	neg	pos	clear
ab020	666	distal gastrectomy	0	32	neg	neg	pos	as per tumour
ab105	674	total gastrectomy	0	2	nd	nd		nd
ab106	674	nd	nd	nd	nd	nd		nd
ab044	675	total gastrectomy	3	6	nd	nd		nd
ab045	675	nd	nd	nd	nd	nd		nd
ab146	676	total gastrectomy	2	7	nd	nd		nd
ab147	676	nd	nd	nd	nd	nd		nd
ab039	677	total gastrectomy	3	12	nd	nd		nd
ab040	677	nd	nd	nd	nd	nd		nd
ab003	678	total gastrectomy	3	30	nd	nd		nd
ab004	678	nd	nd	nd	nd	nd		nd
ab148	679	total gastrectomy	0	11	nd	nd		nd
ab149	679	nd	nd	nd	nd	nd		nd
ab161	680	nd	nd	nd	nd	nd		nd
ab056	681	total gastrectomy	1	18	nd	nd		nd
ab057	681	nd	nd	nd	nd	nd		nd
ab066	682	total gastrectomy	0	15	nd	nd		nd
ab118	683	total gastrectomy	nd	nd	nd	nd		nd
ab119	683	nd	nd	nd	nd	nd		nd
ab116	684	total gastrectomy	5	7	nd	nd		nd
ab117	684	nd	nd	nd	nd	nd		nd
ab138	685	total gastrectomy	7	7	nd	nd		nd
ab139	685	nd	nd	nd	nd	nd		nd
ab049	686	total gastrectomy	13	15	nd	nd		nd
ab050	686	nd	nd	nd	nd	nd		nd
ab133	687	total gastrectomy	7	7	nd	nd		nd
ab134	687	nd	nd	nd	nd	nd		nd
ab061a	689	nd	nd	nd	nd	nd		nd
ab135	690	nd	nd	nd	nd	nd		nd
ab164	691	nd	nd	nd	nd	nd		nd
ab013	693	total gastrectomy	4	17	nd	nd		nd

exp no.	p number	Resection	positive LN	Total LN resected	H pylori	HP any test	Hp serology	margins
ab166	695	total gastrectomy	2	7	nd	nd		nd
ab086	697	nd	nd	nd	nd	nd		nd
ab165	698	nd	nd	nd	nd	nd		nd
ab187	701	oesophagogastrectomy	1	18	nd	nd	pos	as per tumour
ab191	737	total gastrectomy	23	28	pos	pos	pos	clear
ab192	737	total gastrectomy	23	28	pos	pos	pos	as per tumour
ab190	811	subtotal gastrectomy	0	13	neg	pos	pos	as per tumour
ab193	813	total gastrectomy	11	13	neg	neg	pos	not clear
ab195	869	subtotal gastrectomy	24	24	nd	nd	pos	clear
ab196	869	subtotal gastrectomy	24	24	nd	nd	pos	as per tumour
ab198	886	subtotal gastrectomy	10	17	neg	neg	pos	clear
ab199	886	subtotal gastrectomy	10	17	neg	neg	pos	as per tumour
ab183	978	total gastrectomy	7	24	neg	neg	pos	clear
ab201	978	total gastrectomy	7	24	neg	neg	pos	as per tumour
ab184	981	nd	5	25	neg	neg	pos	clear
ab202	981	nd	5	25	neg	neg	pos	as per tumour
ab188	994	oesophagectomy	15	16	nd	nd	neg	clear
ab204	994	oesophagectomy	15	16	nd	nd	neg	as per tumour
ab207	1017	oesophagectomy	5	8	neg	neg	neg	clear
ab206a	1017	oesophagectomy	5	8	neg	neg	neg	as per tumour
ab189	1058	total gastrectomy	0	5	neg	neg	pos	clear
ab214	1162	total gastrectomy	14	30	neg	neg	pos	clear
ab212	1183	total gastrectomy	0	2	nd	pos	pos	nd
ab213	1217	total gastrectomy	7	19	neg	nd	pos	neg
ab217	1235	nd	7	18	neg	nd	pos	clear
ab209	1240	proximal gastrectomy	6	13	neg	neg	pos	clear

order	acc no.	symb	Symbol	name	B	F	E
1	R43217	HMG17L3	HMG17L3	high-mobility group (nonhistone chromosomal) protein 17-like 3			
2	AA449321			Homo sapiens cDNA FLJ12280 fis, clone MAMMA1001744			■
3	W72697	CRA	CRA	cisplatin resistance associated		■	
4	AA046639	LOC51312	LOC5131	mitochondrial solute carrier		■	
5	AA465396	LOC51312	LOC5131	mitochondrial solute carrier		■	
6	N27179	**BST1**	BST1	bone marrow stromal cell antigen 1		■	
7	R60044	**CTNNB1**	CTNNB1	catenin (cadherin-associated protein), beta 1 (88kD)		■	
8	AA430524	CAPZB	CAPZB	capping protein (actin filament) muscle Z-line, beta			
9	AA419628	TCF7L2	TCF7L2	transcription factor 7-like 2 (T-cell specific, HMG-box)			
10	AA160783	**FAT**	FAT	FAT tumor suppressor homolog 1 (Drosophila)		■	
11	AA487557	EPLIN	EPLIN	epithelial protein lost in neoplasm beta			■
12	AA497029	LDHA	LDHA	lactate dehydrogenase A		■	
13	R55789	APBA2	APBA2	amyloid beta (A4) precursor protein-binding, family A, member 2 (X11-like)	■	■	
14	AA402915	ACY1	ACY1	aminoacylase 1		■	
15	AA464139	**BG1**	BG1	lipidosin		■	
16	H99751	BG1	BG1	lipidosin		■	
17	AA488288	CMAS	CMAS	cytidine monophosphate N-acetylneuraminic acid synthetase			■
18	W55964	ARPC5	ARPC5	actin related protein 2/3 complex, subunit 5 (16 kD)			■
19	AA609598	YWHAZ	YWHAZ	tyrosine 3-monooxygenase/tryptophan 5-monooxygenase activation protein, zeta polypeptide			■
20	AA425401	STK24	STK24	serine/threonine kinase 24 (STE20 homolog, yeast)			■
21	AA683581	B4GALT4	B4GALT4	UDP-Gal:betaGlcNAc beta 1,4- galactosyltransferase, polypeptide 4	■		
22	AA130584	**CEACAM5**	CEACAM	carcinoembryonic antigen-related cell adhesion molecule 5			
23	AA454597	GOLPH2	GOLPH2	golgi phosphoprotein 2			■
24	AA133469	KRT20	KRT20	cytokeratin 20			■
25	R02085	MGST3	MGST3	microsomal glutathione S-transferase 3			■
26	AA205649			ESTs, Moderately similar to Z254_HUMAN Zinc finger protein 254 (Bone marrow zinc finger 5) (BMZF-5)			
27	AA130579	LGALS4	LGALS4	lectin, galactoside-binding, soluble, 4 (galectin 4)			■
28	AA679907	IDH2	IDH2	isocitrate dehydrogenase 2 (NADP+), mitochondrial			
29	AA630328	LGALS3	LGALS3	lectin, galactoside-binding, soluble, 3 (galectin 3)			
30	AA284492	TSPAN-3	TSPAN-3	tetraspan 3			■
31	AA011446	CASP3	CASP3	caspase 3, apoptosis-related cysteine protease			■
32	N69107	YWHAH	YWHAH	tyrosine 3-monooxygenase/tryptophan 5-monooxygenase activation protein, eta polypeptide			
33	AA043133	SLC16A1	SLC16A1	solute carrier family 16 (monocarboxylic acid transporters), member 1	■		
34	AA419015	ANXA4	ANXA4	annexin A4			
35	AA465495	FACL5	FACL5	fatty-acid-Coenzyme A ligase, long-chain 5		■	
36	AA133212	NCOA4	NCOA4	nuclear receptor coactivator 4			
37	AA446819	OAT	OAT	ornithine aminotransferase (gyrate atrophy)		■	
38	W72792	EPHB2	EPHB2	EphB2	■		
39	H16833	SRD5A1	SRD5A1	steroid-5-alpha-reductase, alpha polypeptide 1 (3-oxo-5 alpha-steroid delta 4-dehydrogenase alpha 1)		■	
40	AA699679	NR1I2	NR1I2	nuclear receptor subfamily 1, group I, member 2		■	
41	AA884167	ANXA13	ANXA13	annexin A13		■	
42	T60135	MGLL	MGLL	monoglyceride lipase			■
43	AA446822	LPIN1	LPIN1	lipin 1			
44	AA421278	MTP	MTP	microsomal triglyceride transfer protein (large polypeptide, 88kD)			
45	T61078	CPS1	CPS1	carbamoyl-phosphate synthetase 1, mitochondrial		■	
46	AW009320	**CDX1**	CDX1	caudal type homeo box transcription factor 1		■	
47	N73958	SCYA25	SCYA25	small inducible cytokine subfamily A (Cys-Cys), member 25		■	
48	AI433892	**CLDN15**	CLDN15	claudin 15		■	
49	N74131			Homo sapiens, clone MGC:22588 IMAGE:4696566, mRNA, complete cds		■	
50	AA778392	BENE	BENE	BENE protein		■	

order	acc no.	symb	Symbol	name	B	F	E
51	AI923531			ESTs, Highly similar to deleted in malignant brain tumors 1 isoform a precursor [Homo sapiens]			
52	AA876039	**VIL1**	VIL1	villin 1			
53	AA846573	PLCB3	PLCB3	phospholipase C, beta 3 (phosphatidylinositol-specific)			
54	AW009764	CLCA1	CLCA1	chloride channel, calcium activated, family member 1			
55	AI669875	FAM8A1	FAM8A1	family with sequence similarity 8, member A1			
56	AI651194	KIAA0708	KIAA0708	KIAA0708 protein			
57	AI669320	GW112	GW112	differentially expressed in hematopoietic lineages			
58	AA487488	**CLDN7**	CLDN7	claudin 7			
59	T46924	ABP1	ABP1	amiloride binding protein 1 (amine oxidase (copper-containing))			
60	R62384	SLC6A2	SLC6A2	solute carrier family 6 (neurotransmitter transporter, noradrenalin), member 2			
61	AA025344	ARHC	ARHC	ras homolog gene family, member C			
62	U78557	CRA	CRA	cisplatin resistance associated			
63	AA430668 | AI732703						
64	T70999	UGT1A4	UGT1A4	UDP glycosyltransferase 1 family, polypeptide A4			
65	AA863469	LHFPL2	LHFPL2	lipoma HMGIC fusion partner-like 2			
66	AA410429	VASP	VASP	vasodilator-stimulated phosphoprotein			
67	AA703019	LOC51762	LOC5176	RAB-8b protein			
68	AA181307	AHR	AHR	aryl hydrocarbon receptor			
69	AA856874	PACE	PACE	paired basic amino acid cleaving enzyme (furin, membrane associated receptor protein)			
70	W95082	HSD11B2	HSD11B2	hydroxysteroid (11-beta) dehydrogenase 2			
71	AA478647	**ICAM3**	ICAM3	intercellular adhesion molecule 3			
72	H96235	**ETS2**	ETS2	v-ets erythroblastosis virus E26 oncogene homolog 2 (avian)			
73	AA447797	PLAT	PLAT	plasminogen activator, tissue			
74	AA677326	OTC	OTC	ornithine carbamoyltransferase			
75	AI651536	PCDHA12	PCDHA12	protocadherin alpha 12			
76	R70868	PSG2	PSG2	pregnancy specific beta-1-glycoprotein 2			
77	AI890849	ALDH2	ALDH2	aldehyde dehydrogenase 2 family (mitochondrial)			
78	N30191	**CCK**	CCK	cholecystokinin			
79	AA486218	ACTR2	ACTR2	ARP2 actin-related protein 2 homolog (yeast)			
80	AA608519	BAZ1A	BAZ1A	bromodomain adjacent to zinc finger domain, 1A			
81	AA283024	LOC51696	LOC5169	hHDC for homolog of Drosophila headcase			
82	AA412712	FNBP3	FNBP3	formin binding protein 3			
83	AI968672	IL6ST	IL6ST	interleukin 6 signal transducer (gp130, oncostatin M receptor)			
84	AA074677			ESTs			
85	AA411814	PSEN1	PSEN1	presenilin 1 (Alzheimer disease 3)			
86	AA598526	HIF1A	HIF1A	hypoxia-inducible factor 1, alpha subunit (basic helix-loop-helix transcription factor)			
87	AA101875	CSPG2	CSPG2	chondroitin sulfate proteoglycan 2 (versican)			
88	AA670286	RPS6KC1	RPS6KC1	ribosomal protein S6 kinase, 52kD, polypeptide 1			
89	H22563			EST			
90	N57551	FXR1	FXR1	fragile X mental retardation, autosomal homolog 1			
91	AA418852	LOC51295	LOC5129	ECSIT			
92	AA463629	KIAA0721	KIAA0721	KIAA0721 protein			
93	AA453473			Homo sapiens mRNA full length insert cDNA clone EUROIMAGE 25206			
94	R72097			Homo sapiens, Similar to pepsinogen 5, group I (pepsinogen A), clone MGC:36750 IMAGE:5184316,			
95	AA063637	PPT1	PPT1	palmitoyl-protein thioesterase 1 (ceroid-lipofuscinosis, neuronal 1, infantile)			
96	W47353 | AA284234						
97	AA464612	MRPS18B	MRPS18B	mitochondrial ribosomal protein S18B			
98	AA044390	UGP2	UGP2	UDP-glucose pyrophosphorylase 2			
99	AA600217	ATF4	ATF4	activating transcription factor 4 (tax-responsive enhancer element B67)			
100	AI350553	FLJ21019	FLJ21019	hypothetical protein FLJ21019			



order	acc no.	symb	Symbol	name	B	F	E
101	AA485377	FOS	FOS	v-fos FBJ murine osteosarcoma viral oncogene homolog	■		
102	AA418544			Homo sapiens, clone IMAGE:5287010, mRNA	■		
103	AI828088	**CDKN1C**	CDKN1C	cyclin-dependent kinase inhibitor 1C (p57, Kip2)			
104	AA953294	SSNA1	SSNA1	Sjogren's syndrome nuclear autoantigen 1			
105	H53340	**MT1G**	MT1G	metallothionein 1G	■		
106	H77597	**MT1H**	MT1H	metallothionein 1H	■		
107	N55459	RNAHP	RNAHP	RNA helicase-related protein	■		
108	H93508	DKFZP566K02	DKFZP56	DKFZP566K023 protein	■		
109	AA999679	PCDHGA8	PCDHGA	protocadherin gamma subfamily A, 8			
110	AA115304	DKFZP586F24	DKFZP58	hypothetical protein DKFZp586F2423	■		
111	AI185567			Homo sapiens clone 24528 mRNA sequence	■		
112	AA436410	BCAT2	BCAT2	branched chain aminotransferase 2, mitochondrial			
113	R42177	KIAA0759	KIAA0759	KIAA0759 protein	■		
114	AA490843				■		
115	AB017116				■		
116	AA450205	TLOC1	TLOC1	translocation protein 1	■		
117	AA022886	RDGBB	RDGBB	retinal degeneration B beta	■		
118	AB017269	TMEFF2	TMEFF2	transmembrane protein with EGF-like and two follistatin-like domains 2	■		
119	AA279748	FLJ10512	FLJ10512	hypothetical protein FLJ10512	■		
120	AA621342	DKFZP564B16	DKFZP56	DKFZP564B167 protein	■		
121	AI871665	**ACAT1**	ACAT1	acetyl-Coenzyme A acetyltransferase 1 (acetoacetyl Coenzyme A thiolase)	■		
122	AI014441	TPD52L1	TPD52L1	tumor protein D52-like 1	■		
123	AI969670	LDHB	LDHB	lactate dehydrogenase B	■		
124	H12044	CYFIP2	CYFIP2	cytoplasmic FMR1 interacting protein 2			
125	AA777774			Homo sapiens clone 24630 mRNA sequence	■		
126	NM_000218	KCNQ1	KCNQ1	potassium voltage-gated channel, KQT-like subfamily, member 1	■		
127	H15662	CYLN2	CYLN2	cytoplasmic linker 2			
128	AA779401	ME3	ME3	malic enzyme 3, NADP(+)-dependent, mitochondrial	■		
129	AA490887	HIP12	HIP12	huntingtin interacting protein 12	■		
130	AI364688	TM7SF2	TM7SF2	transmembrane 7 superfamily member 2	■		
131	AA702150			ESTs, Highly similar to dJ366N23.2 (putative C. elegans UNC-93 (protein 1, C46F11.1) C-terminal LIKE	■		
132	N67017	LIFR	LIFR	leukemia inhibitory factor receptor	■		
133	AA490497	UBL3	UBL3	ubiquitin-like 3	■		
134	AI199182	N4BP1	N4BP1	Nedd4 binding protein 1	■		
135	AA131466			ESTs	■		
136	AI000103	GLUL	GLUL	glutamate-ammonia ligase (glutamine synthase)	■		
137	R52658	Rab11-FIP2	Rab11-	KIAA0941 protein	■		
138	W45518	SLC4A2	SLC4A2	solute carrier family 4, anion exchanger, member 2 (erythrocyte membrane protein band 3-like 1)	■		
139	AA133129	TCEB3	TCEB3	transcription elongation factor B (SIII), polypeptide 3 (110kD, elongin A)			
140	AA025150	FBP2	FBP2	fructose-1,6-bisphosphatase 2	■		
141	AA682851	C12orf8	C12orf8	chromosome 12 open reading frame 8			
142	AW058221	LIPF	LIPF	lipase, gastric	■		
143	H62162	HPN	HPN	hepsin (transmembrane protease, serine 1)	■		
144	AA421269	PIK4CA	PIK4CA	phosphatidylinositol 4-kinase, catalytic, alpha polypeptide	■		
145	AA932521	FKBP4	FKBP4	FK506 binding protein 4 (59kD)			
146	AA970760	HSD17B2	HSD17B2	hydroxysteroid (17-beta) dehydrogenase 2			
147	N70714	PXMP2	PXMP2	peroxisomal membrane protein 2 (22kD)	■		
148	AA976851	KIAA1423	KIAA1423	KIAA1423 protein	■		
149	AA620556	PECI	PECI	peroxisomal D3,D2-enoyl-CoA isomerase	■		
150	AA430698	SYPL	SYPL	synaptophysin-like protein	■		

order	acc no.	symb	Symbol	name	B	F	E
151	R39954	**DLG4**	DLG4	discs, large (Drosophila) homolog 4			
152	AA055811 | AI732400			Glycoprotein A33			
153	AA457047	KIAA0084	KIAA0084	KIAA0084 protein			
154	AA429281	MGC10433	MGC1043	hypothetical protein MGC10433			
155	N62562	LOC55977	LOC5597	hypothetical protein 24636			
156	N73827	KIAA1504	KIAA1504	KIAA1504 protein			
157	W01011	SAH	SAH	SA hypertension-associated homolog (rat)			
158	AA181333	KIAA0103	KIAA0103	KIAA0103 gene product			
159	AA482224	TMEM4	TMEM4	transmembrane protein 4			
160	AA454098	KNSL5	KNSL5	kinesin-like 5 (mitotic kinesin-like protein 1)			
161	AA810225	GPR30	GPR30	G protein-coupled receptor 30			
162	AA485358	NIFIE14	NIFIE14	seven transmembrane domain protein			
163	AA152347	GSTA4	GSTA4	glutathione S-transferase A4			
164	AA968514	PAPA-1	PAPA-1	PAP-1 binding protein			
165	AA424509	KIAA1049	KIAA1049	KIAA1049 protein			
166	H18950	SLC13A3	SLC13A3	solute carrier family 13 (sodium-dependent dicarboxylate transporter), member 3			
167	R20729	**SH3GL2**	SH3GL2	SH3-domain GRB2-like 2			
168	AA431408	DKFZP566D19	DKFZP56	DKFZP566D193 protein			
169	AA418395	DPP7	DPP7	dipeptidylpeptidase 7			
170	T68844			Homo sapiens cDNA FLJ14041 fis, clone HEMBA1005780			
171	AA479106	FLJ10637	FLJ10637	hypothetical protein FLJ10637			
172	AA977242	CIRBP	CIRBP	cold inducible RNA binding protein			
173	AA160913	PDE9A	PDE9A	phosphodiesterase 9A			
174	AA431321	TRIP7	TRIP7	thyroid hormone receptor interactor 7			
175	AA489523	EEF1D	EEF1D	eukaryotic translation elongation factor 1 delta (guanine nucleotide exchange protein)			
176	AA447986	DNAJC4	DNAJC4	DnaJ (Hsp40) homolog, subfamily C, member 4			
177	T54926	SNRPN	SNRPN	small nuclear ribonucleoprotein polypeptide N			
178	AA456571	BSCL2	BSCL2	Bernardinelli-Seip congenital lipodystrophy 2 (seipin)			
179	AA663435	TRIM28	TRIM28	tripartite motif-containing 28			
180	AA985442	MANBA	MANBA	mannosidase, beta A, lysosomal			
181	H10995			Homo sapiens mRNA full length insert cDNA clone EUROIMAGE 35907			
182	AA630302	NRD1	NRD1	nardilysin (N-arginine dibasic convertase)			
183	R76544 | R76263						
184	U68566	HAX1	HAX1	HS1 binding protein			
185	H11718	KIAA0555	KIAA0555	KIAA0555 gene product			
186	AA017043	HTATIP	HTATIP	HIV-1 Tat interactive protein, 60 kD			
187	AA029308	MTCP1	MTCP1	mature T-cell proliferation 1			
188	AA009697			ESTs, Weakly similar to T45761 rac-like GTP binding protein Arac11 - Arabidopsis thaliana [A.thaliana]			
189	R42233			Homo sapiens, clone IMAGE:4185589, mRNA, partial cds			

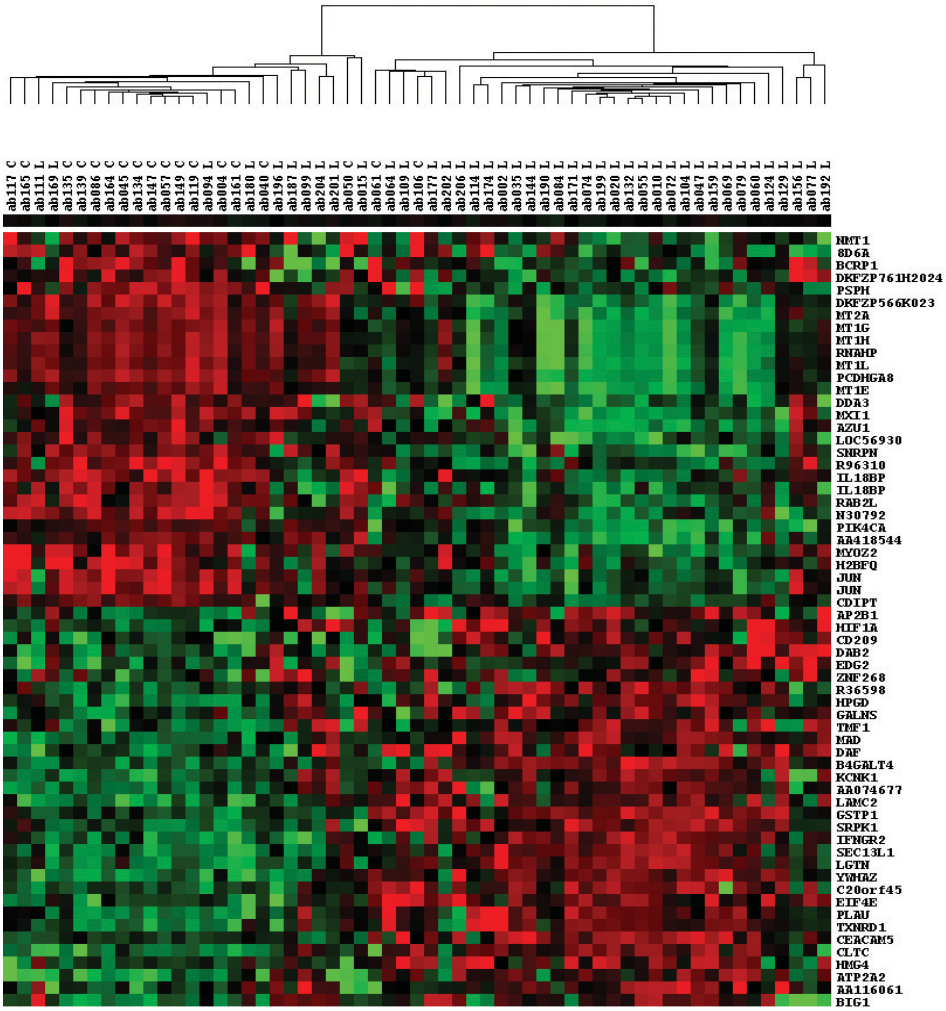

SI Fig 5. Univariate analysis of expression differences between China (C) and Australian (L) non-neoplastic tissues. ANOVA with multiple testing correction (Bonferroni) $p < 0.05$. This represents 62 most significant genes. There were unequal numbers of chronic gastritis and intestinal metaplasia in the two groups. Sample details found in SI table 2. Gene list is recorded as an excel file in Supporting Information (SI) as SI Fig 5 genelist.

order	acc no	Symbol	Name
1	AA476587	NMT1	N-myristoyltransferase 1
2	AA434403	8D6A	8D6 antigen
3	AA035095	BCRP1	Breakpoint cluster region protein, uterine leiomyoma, 1; barrier to autointegration factor
4	AA490911	MIC2L1	MIC2 like 1
5	AA488432	PSPH	phosphoserine phosphatase
6	H93508	DKFZP566K023	DKFZP566K023 protein
7	AA156031	MT2A	metallothionein 2A
8	H53340	MT1G	metallothionein 1G
9	H77597	MT1H	metallothionein 1H
10	N55459	RNAHP	RNA helicase-related protein
11	N80129	STK39	serine threonine kinase 39 (STE20/SPS1 homolog, yeast)
12	AA999679	PCDHGA8	protocadherin gamma subfamily A, 8
13	AA872383		Homo sapiens, Similar to RNA helicase-related protein, clone MGC:9246 IMAGE:3892441, mRNA, complete cds
14	AA677499		ESTs, Highly similar to JE0382 NADH dehydrogenase (ubiquinone) (EC 1.6.5.3) chain NDUFB8 precursor - human [H.sapiens]
15	AA705886	MXI1	MAX interacting protein 1
16	AA702802	AZU1	azurocidin 1 (cationic antimicrobial protein 37)
17	R71228	LOC56930	hypothetical protein from EUROIMAGE 1669387
18	T54926	SNRPN	small nuclear ribonucleoprotein polypeptide N
19	R96310		Homo sapiens cDNA FLJ10664 fis, clone NT2RP2006196
20	W90116	IL18BP	interleukin 18 binding protein
21	AA679293	IL18BP	interleukin 18 binding protein
22	AA401972	RAB2L	RAB2, member RAS oncogene family-like
23	N30792	LOC90806	similar to RIKEN cDNA 2610307I21
24	AA421269	PIK4CA	phosphatidylinositol 4-kinase, catalytic, alpha polypeptide
25	AA418544		Homo sapiens, clone IMAGE:5287010, mRNA
26	AA064973	MYOZ2	myozenin 2
27	AA456298	H2BFQ	H2B histone family, member Q
28	W96134	JUN	v-jun sarcoma virus 17 oncogene homolog (avian)
29	W96155	JUN	v-jun sarcoma virus 17 oncogene homolog (avian)
30	AA430520	CDIPT	CDP-diacylglycerol--inositol 3-phosphatidyltransferase (phosphatidylinositol synthase)
31	N52267	AP2B1	adaptor-related protein complex 2, beta 1 subunit
32	AA598526	HIF1A	hypoxia-inducible factor 1, alpha subunit (basic helix-loop-helix transcription factor)
33	AA454170	CD209	CD209 antigen
34	AA448656	DAB2	disabled homolog 2, mitogen-responsive phosphoprotein (Drosophila)
35	AI161252	EDG2	endothelial differentiation, lysophosphatidic acid G-protein-coupled receptor, 2
36	T57877	ZNF268	zinc finger protein 268
37	R36598		Homo sapiens cDNA FLJ10784 fis, clone NT2RP4000448, highly similar to Homo sapiens mRNA; cDNA DKFZp566G0746
38	AA775223	HPGD	hydroxyprostaglandin dehydrogenase 15-(NAD)
39	AI434448	GALNS	galactosamine (N-acetyl)-6-sulfate sulfatase (Morquio syndrome, mucopolysaccharidosis type IVA)
40	AA252318	TMF1	TATA element modulatory factor 1
41	H86558	MAD	MAX dimerization protein

order	acc no	Symbol	Name
42	R09561	DAF	decay accelerating factor for complement (CD55, Cromer blood group system)
43	AA683581	B4GALT4	UDP-Gal:betaGlcNAc beta 1,4- galactosyltransferase, polypeptide 4
44	N62620	KCNK1	potassium channel, subfamily K, member 1
45	AA074677		ESTs
46	AA677534	LAMC2	laminin, gamma 2 (nicein (100kD), kalinin (105kD), BM600 (100kD), Herlitz junctional epidermolysis bullosa))
47	R33642	GSTP1	glutathione S-transferase pi
48	AA630604	SRPK1	SFRS protein kinase 1
49	AA449440	IFNGR2	interferon gamma receptor 2 (interferon gamma transducer 1)
50	AA682381	SEC13L1	SEC13-like 1 (S. cerevisiae)
51	AA133165	LGTN	ligatin
52	AA609598	YWHAZ	tyrosine 3-monooxygenase/tryptophan 5-monooxygenase activation protein, zeta polypeptide
53	AA488433	C20orf45	chromosome 20 open reading frame 45
54	AA194246		ESTs, Weakly similar to translation initiation factor eIF4E [Arabidopsis thaliana] [A.thaliana]
55	AA284668	PLAU	plasminogen activator, urokinase
56	AA464849	TXNRD1	thioredoxin reductase 1
57	AA130584	CEACAM5	carcinoembryonic antigen-related cell adhesion molecule 5
58	N30042	CLTC	clathrin, heavy polypeptide (Hc)
59	AA670197		ESTs, Weakly similar to T51159 HMG protein [imported] - Arabidopsis thaliana [A.thaliana]
60	H85355	ATP2A2	ATPase, Ca++ transporting, cardiac muscle, slow twitch 2
61	AA116061		ESTs
62	W89187	BIG1	brefeldin A-inhibited guanine nucleotide-exchange protein 1

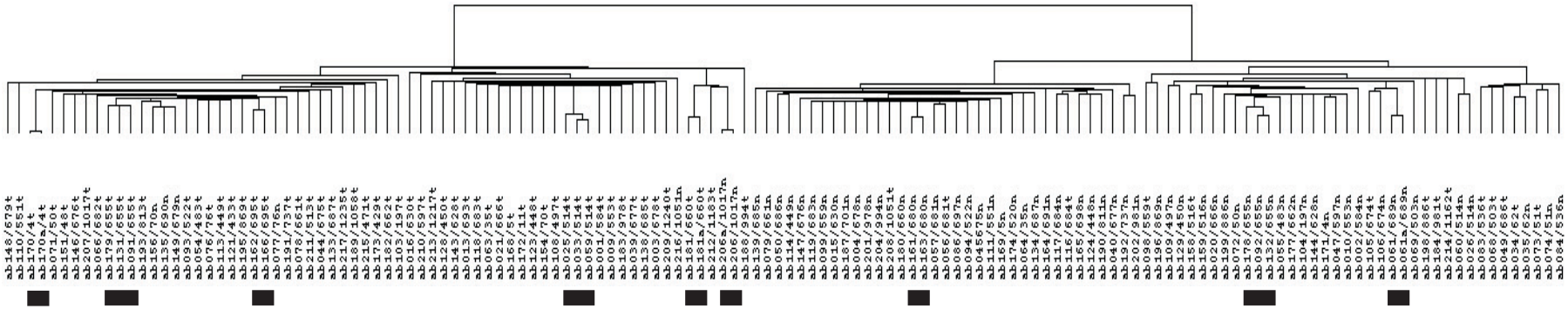

SI Fig 6. All samples clustering using 7383 genes. This dataset includes all replicate experiments, which show closest similarity pairs or multiples are marked with black bars.

Acc no	Symbol	Name	ab001 I	ab133 D	ab146 D	ab143 I	ab138 I	ab118 D	ab128 I	ab168 I	ab110 D	ab108 I	ab071 D	ab154 I	ab172 I
AA862813	COX8	cytochrome c oxi	-0.001317722	-0.010686382	-0.013845982	-0.01681556	0.009145875	-0.00280979	-0.007742853	-0.002451346	-0.020588834	-0.00811636	-0.002111912	-0.001931297	-0.006272741
AA634381	NDUFS3	NADH dehydroge	0.006218522	-0.005658011	-0.001784663	-0.016273009	-0.00662321	-0.010997948	-0.003783686	-0.002740861	-0.008031678	-0.012044368	-0.00915636	0.001724038	0.000865602
AA922326	NDUFV2	NADH dehydroge	-0.011927196	-0.006373445	-0.009689259	-0.018429419	0.007707521	0.00779465	0.012716412	-0.001877309	-0.021247178	-0.010608066	-0.006964194	0.005531839	-0.004852978
N71160	COX6B	cytochrome c oxi	0.000775874	-0.00405885	-0.016023692	-0.011457475	-0.000344092	-0.004838895	-0.028147695	-0.010282465	-0.010431226	0.000480976	-0.000692081	0.001951547	-0.010584074
AA496348	PDCD8	programmed cell	0.009783525	-0.011282959	-0.009405719	-0.011144516	0.016569691	-0.007259874	-0.002282735	-0.014651366	-0.003884752	-0.005915981	-0.008588656	0.005822071	-0.005315675
H68845	PRDX2	peroxiredoxin 2	0.008254949	-0.015287583	-0.011051115	-0.018517144	-0.015711521	-0.003012673	-9.76992E-06	-0.008632125	-0.025395173	0.013602889	0.007288944	0.018435534	-0.004064129
AA401686	GHITM	growth hormone	-0.006136935	-0.012097149	-0.018981632	0.005167047	-0.00049885	0.00296504	-0.002253122	-0.006505341	-0.001503353	0.004921309	-0.001650842	-0.003617824	-0.013341589
AA664101	ALDH1A1	aldehyde dehydr	-0.014322709	-0.007289537	-0.012300633	0.005048468	0.012945168	-0.013309104	-0.005072954	-0.016244076	-0.007983234	-0.014619614	-0.021983569	-0.004966397	-0.002652515
AA453765	ATP5F1	ATP synthase, H	-0.015474245	-0.010043391	-0.010822261	-0.004265947	-0.008615869	-0.013945271	-0.003807767	-0.002253528	0.00958293	-0.013479754	0.001238219	0.007271264	-0.00218963
AA046701	ATP5G1	ATP synthase, H	-0.008288838	-0.00888642	-0.008109666	-0.012583197	-0.001642103	-0.004920139	-0.013512362	-0.007860774	-0.017445179	-0.00228504	-9.95168E-05	0.002959408	0.00596093
AA111999	NDUFA1	NADH dehydroge	0.002679047	-0.008735504	-0.009524272	-0.011397011	0.018834222	-0.005096712	-0.014867766	-0.009368367	-0.012208269	0.00763687	0.00537499	-0.000249738	-0.009443408
AA482243	COX6A1	cytochrome c oxi	-0.000195094	-0.015493046	-0.019626961	-0.01161915	-0.000874047	0.006195684	-0.002717543	-0.007064276	-0.014809272	-0.008537357	-0.00244519	0.005832675	0.017366084
AA425666	TPBG	trophoblast glyco	-0.00428846	-0.013903232	-0.015492289	-0.003401506	-0.011762968	-0.002035186	-0.015555104	0.000418277	-0.006856644	0.002606396	0.005668088	0.009299149	0.009265855
AA644234	ATP5C1	ATP synthase, H	-0.003563211	-0.013863594	-0.012761523	-0.000214611	-0.009133917	0.001355193	-0.025178107	0.009503233	0.032738306	-0.000504535	0.004293414	-0.001982846	-0.010235415
AA133191	QP-C	low molecular ma	-0.006719685	-0.00775637	-0.004196179	-0.011049481	0.003664835	-0.008135813	-0.019428872	-0.007606203	-0.010762599	-0.011414007	-0.002851316	-0.001794258	0.005491347
AI002403	COX7A2	cytochrome c oxi	-0.006905133	-0.009116688	-0.013169927	-0.015271234	-0.001917513	0.00150583	-0.001381856	0.002188997	-0.008926973	-0.006689313	-0.016249509	0.006858194	0.001393555
AW054890	COX5B	cytochrome c oxi	-0.011675742	-0.01519551	-0.016448301	-0.012557318	-0.006072363	-0.000640818	-0.007982272	-0.00103248	-0.013433378	-0.003544235	-0.003926169	0.001580446	0.005630256
AA491224	COX5A	cytochrome c oxi	-0.004245728	-0.011849187	-0.012152061	-0.009331558	-0.012445292	-0.000297663	-0.010485122	-0.001146831	-0.005251728	0.002809616	0.007216435	0.007961772	0.009388793
AA404486	SLC25A5	solute carrier fam	0.005858469	-0.015765665	-0.017865642	-0.004638886	0.018556104	-0.009044075	-0.011023529	-0.006677228	-0.00770294	0.007904826	4.21983E-05	0.000984612	-0.006158609
H47080	ATP5G3	ATP synthase, H	-0.00329978	-0.008511955	0.000394113	-0.005307463	-0.004413129	0.014029755	0.01030101	0.003292125	0.008799291	-0.009386974	-0.000418229	0.02112461	0.003081554
T62865	AKR7A2	aldo-keto reducta	-0.011288469	-0.013974728	-0.008648365	-0.005844253	-0.003537994	-0.00716005	0.004122246	0.000683323	-0.01071527	-0.013716663	-0.007829825	0.00543572	-0.0065148
W45148	ACP1	acid phosphatase	-0.0045026	-0.013144465	-0.009975505	-0.007611601	-0.00666591	-0.00390475	-0.000189892	0.001367039	-0.021651785	-0.002491587	-0.003394823	-0.004736951	0.001656178
AA629719	COX7C	cytochrome c oxi	-0.007252228	-0.003992592	-0.017352284	-0.02027127	0.005970609	-0.005812796	-0.023874868	-0.007268318	-0.016049178	-0.008869259	-0.00378099	0.001048581	0.005126843
T48864	ACP2	acid phosphatase	0.003511302	-0.005454572	-0.011956823	-0.014386065	-0.00561111	-0.003683497	-0.003217789	-0.008715019	-0.012314941	-0.000349049	-0.004329723	-0.001228556	-0.002543326
N49405	NEDD8	neural precursor	-0.00655837	-0.008108525	-0.001356266	-0.01478736	-0.009713618	-0.011157573	-0.008502454	-0.011253366	-0.016006719	-0.008191893	-0.002608469	-0.007247304	-0.008099544
AA458838	PMAIP1	phorbol-12-myris	0.001532859	-0.008993723	-0.013204305	-0.015574712	-0.010749441	0.005957382	-0.008785104	-0.011577787	-0.013121889	-0.001862272	-3.75616E-05	-0.000951117	-0.004898731
AA156571	AARS	alanyl-tRNA synt	0.000432247	-0.013731728	-0.005756489	-0.01115639	-0.008653152	0.002015832	-0.003993272	-0.010791285	-0.015069486	0.001796055	0.007740215	-0.005816031	-0.001464535
AA099855	COX17	COX17 homolog,	-0.002672624	0.001876191	-0.007759138	-0.015738232	-0.000120834	0.006628247	-0.013306624	-0.004928729	-0.014221965	-0.011845275	-0.021317335	-0.007118319	-0.008802426
NM_006094	NM_006094	deleted in liver ca	-0.002215041	0.001474615	-0.007952977	-0.01085781	0.008175386	0.008670695	-0.006834959	-0.004721762	-0.014030678	-0.009029878	-0.012152927	-0.011929091	-0.005444693
AA126313	ATP5L	Data not found	-0.006464137	-0.004003398	-0.004110562	-0.017124955	-0.013826809	-0.009681524	-0.029185492	0.004378457	-0.02894158	-0.010667998	-0.003380629	0.001825363	-0.006858094
AA431433	ATP5I	ATP synthase, H	0.00341304	0.002014487	-0.003004197	-0.020520218	0.000891956	-0.012131644	-0.002943464	-0.011783444	-0.011711564	0.004160098	-0.005039937	-0.000176948	-0.006699525
AA504489	KIAA1040	KIAA1040 protein	-0.004837129	0.007161521	-0.009930302	-0.017268972	-0.012553506	-0.00773418	-0.020148953	-0.007353185	-0.017151578	-0.012095322	0.002370377	0.005365453	-0.00966167
AA460251	NDUFC1	NADH dehydroge	-0.00044633	9.64588E-05	-0.002776394	-0.019591228	0.001062781	-0.005621108	-0.011214841	-0.015776117	-0.005273876	-0.001442442	-0.008638646	-0.000570069	0.005105959
AA425211	NDUFA2	NADH dehydroge	-0.0015234	0.000884371	-0.004403857	-0.017765938	-0.020059805	-0.001371972	-0.016511843	-0.016991793	-0.02044239	-0.010918713	-0.011113149	-9.54358E-06	-0.007013089
AA680322	NDUFA4	NADH dehydroge	-0.006199834	-0.007190062	-0.000228846	-0.011286862	0.001388812	-0.001542264	-0.01121085	-0.00213926	-0.012736082	0.004698611	-0.00272065	-0.00183003	-0.002613831
H93508	DKFZP566K023	DKFZP566K023	-0.00086733	-0.011355029	-0.001717581	-0.000352181	-0.001942093	0.002968699	0.005560081	-0.007037396	-0.001459374	0.001860172	-0.00611631	-0.003493817	-0.003425302
H72723	H72723	ESTs, Highly sim	-0.005775991	-0.012316951	-0.000752263	-0.004139652	-0.014600099	0.00567655	-0.001389539	-0.014692899	-0.003447095	-0.01366989	0.000546365	-0.012482693	-0.007707734
AA156031	MT2A	metallothionein 2	0.001331654	-0.005680332	0.003540042	-0.004152979	-0.009329067	0.003881165	-0.001883322	-0.015608703	-0.001590574	-0.003925591	-0.003805104	-0.010325201	-0.013180121
AA999679	PCDHGA8	protocadherin ga	-0.00396999	-0.009169309	0.000425946	-0.005311769	-0.010879233	0.00279809	0.002305231	-0.008949647	-0.001521452	-0.012920198	-0.003135702	-0.005941655	-0.005779077
AA872383	MT1E	Homo sapiens, S	-0.005221564	-0.00956139	-0.002844434	-0.004308547	-0.018744059	0.000693309	0.000343316	-0.014645842	-0.006989489	-0.014232444	0.000128087	-0.010074238	-0.006998106
H53340	MT1G	metallothionein 1	-0.008439163	-0.012461649	-0.005232527	-0.001018509	-0.015822491	0.000583799	-0.001406641	-0.012439602	-0.000291044	-0.001954661	0.000303613	-0.008321445	-0.005083952
N55459	RNAHP	Homo sapiens, R	-0.00764257	-0.010967569	-0.003858544	-0.003251042	-0.014044808	0.00036508	-0.001679782	-0.012818456	-0.001688677	-0.015379259	-8.11697E-05	-0.010081836	-0.00750748
H77597	MT1H	metallothionein 1	-0.007051723	-0.014313255	-0.004240975	-0.00235691	-0.015920485	-0.000788942	-0.002682147	-0.012213587	-0.002542894	-0.014464733	0.000270432	-0.010765679	-0.006804903
H45668	KLF4	Kruppel-like facto	-0.01294598	-0.027214748	-0.00739225	-0.004930564	-0.019452256	-0.008127145	0.000487194	-0.007414985	-0.00965164	-0.017630861	-0.013444389	-9.85915E-05	0.009019701
H14359	ELF4	E74-like factor 4	0.003740269	0.000865027	-0.004428456	0.006028944	0.009792504	-0.006430626	0.006916823	-0.01659698	-0.00218266	0.002972198	0.007362389	-0.004630677	-0.013090559
AA278134	SEC24A	SEC24 related ge	-0.014473151	-0.014800561	0.00285741	0.006596225	0.003286134	-0.010422504	-0.014790469	-0.011648196	-0.009418964	-0.018991802	-0.016617445	0.000604059	-0.008778309
N95495	LOC51128	GTP-binding prot	-0.009504763	-0.009906575	-0.009049899	0.012431052	0.0096172	-0.00493999	-0.002445026	-0.014468829	-0.005999444	-0.024779065	-0.018181065	-0.000275714	-0.003363466
AI721225	CEACAM4	carcinoembryonic	0.012322879	-0.008110186	-0.006888238	0.013902655	0.004787802	-0.003923933	-0.00337329	0.006097933	-0.006441047	0.022415342	0.00978315	0.007960643	0.003016328
W51985	PSG5	pregnancy specif	0.01590819	-0.018679371	-0.010314176	0.009504496	0.002402533	-0.002825164	-0.010461779	0.004369068	-0.012133176	0.021176482	0.011118487	0.007368124	-0.00100116
H69561	MAN2A1	Homo sapiens m	0.015720542	-0.014544448	-0.008057652	0.0140583	0.011490198	0.001475717	-0.014114474	0.01076982	-0.012252575	0.015979637	0.009602182	0.001561933	0.002044823
AA054073	CEACAM6	carcinoembryonic	0.015933038	-0.012479584	-0.007051781	0.013566565	0.010788082	0.000710418	-0.012470888	0.010835794	-0.012292839	0.016113316	0.010162227	0.001748134	0.001716255
AA058357	CEACAM7	carcinoembryonic	0.010210545	-0.012618329	-0.013674993	0.022123886	0.007713224	-0.001241918	-0.013102388	0.002929274	-0.011877547	0.018926488	0.008114406	0.006230444	-0.000539648
N54494	CPB2	carboxypeptidase	0.01130089	-0.007408557	-0.004244624	0.011646277	0.004737777	-0.000626427	-0.006550848	0.00358358	-0.008849588	0.020620967	0.008839779	0.004988009	-0.003458215
T95747	PSG1	ESTs, Highly sim	0.013835303	-0.015143338	-0.005582451	0.011618968	0.004169384	-0.003564902	-0.015155283	0.004352855	-0.010349373	0.021308383	0.010165541	0.003968223	-0.004075612
R73909	PSG11	pregnancy specif	0.011730287	-0.010411783	-0.004895325	0.009621406	0.002003321	-0.003336083	-0.008583689	0.005005095	-0.012662448	0.018998436	0.009449697	0.004893227	0.001449349
M33666	PSG6	pregnancy specif	0.013073957	-0.015104441	-0.007758538	0.013007984	0.006076737	0.000245619	-0.012512941	0.005553034	-0.005920681	0.020084267	0.010822416	0.002765173	-0.00120627
AA130584	CEACAM5	carcinoembryonic	0.010641081	-0.012049989	-0.012151138	0.011400383	0.005393449	0.000380204	-0.012787031	0.005409052	-0.008659265	0.018517288	0.009550265	0.005818542	-0.001399377
R70868	R70868	Data not found	0.012923914	-0.012308693	-0.012639419	0.010470226	0.002747067	-0.001976546	-0.011990256	0.000471728	-0.013396201	0.023262846	0.011244259	0.007148347	-0.004683466
H90219	IMPA1	inositol(myo)-1(o	0.011311978	-0.014675852	-0.009409689	0.012342784	0.004682605	-0.000890623	-0.010975458	0.002841245	-0.008515394	0.019604502	0.011570871	0.005268102	-0.003229538
AA406571	CEACAM1	carcinoembryonic	0.005100017	0.020108342	-0.012238709	0.0112848	0.018635666	0.003427736	0.009797843	0.007940911	-0.004660936	0.016287545	1.3344E-05	-0.000463302	-0.003016977

Acc no	Symbol	Name	ab001 I	ab133 D	ab146 D	ab143 I	ab138 I	ab118 D	ab128 I	ab168 I	ab110 D	ab108 I	ab071 D	ab154 I	ab172 I
AI887514	VILL	villin-like	-0.001991629	-0.004561615	-0.010679885	-0.005102899	-0.00012475	-0.023337566	-0.009118615	-0.000185134	-0.000809826	-0.008543879	-0.004346908	-0.006442369	-0.008613493
R32848	S100P	S100 calcium bin	-0.008287503	-0.02261682	-0.028651678	-0.001085367	0.001966063	-0.020588728	-0.004220178	-1.42504E-05	0.001893242	0.001755485	-0.006872825	0.008333946	0.001117096
H94487	CTSE	cathepsin E	-0.023311867	-0.010730437	-0.021700355	0.003028949	0.001054183	-0.018954001	-0.006550932	-0.004405266	-0.003611582	-0.016298865	-0.011064857	-0.004374028	-0.00812766
AA886199	KIAA0452	chromosome 1 o	-0.020788862	-0.028331547	-0.023713036	0.012814467	-0.00468597	-0.000422326	0.001150508	-0.01744936	-0.015893939	-0.000275019	-0.009515829	0.00067716	0.001275521
AA280832	GALE	galactose-4-epim	-0.012528496	-0.01279792	-0.021365421	-0.001906567	0.002943665	-0.002857633	0.007926314	-0.007376761	-0.002836347	-0.005323671	-0.010142485	-0.006371828	0.006807995
AA455369	SLC9A1	solute carrier fam	-0.010774851	-0.014525586	-0.010805604	-0.001847222	0.004735256	-0.018527097	-0.016882748	0.003832641	-0.004414748	-0.011724908	-0.013342757	0.000746934	-0.009611084
AW009769	TFF1	trefoil factor 1 (br	-0.023088612	-0.019877953	-0.01957218	-0.004164435	-0.01332751	-0.014099252	-0.005156665	-0.011559798	-0.00571377	-0.019463896	-0.02147834	0.000684017	-0.00440094
AA160783	FAT	FAT tumor suppr	0.012050601	0.005148288	-0.002582773	0.005750441	0.00942022	-0.010814275	-0.00116264	0.00605019	0.011621481	0.017117595	0.011802878	0.012941828	0.014020167
AA626356	USP18	ubiquitin specific	0.008293332	-0.007838934	-0.001922736	-0.003979568	-0.001632915	-0.007417874	-0.009904146	-0.010534698	0.013491646	-0.00529939	-0.019025684	-0.001661352	-0.007401351
AA977417	ALDOB	aldolase B, fructo	-0.004578718	-0.003741432	-0.003756162	0.003437417	-0.002834352	-0.003251329	-0.007780825	-0.006397582	-0.00494853	-0.002571668	-0.003353243	0.006990025	0.003924851
H72098	ALDOB	aldolase B, fructo	-0.000469209	-0.003431065	-0.003772596	0.003053788	-0.001196683	-0.003619713	-0.002161069	-0.007349011	-0.004780913	-0.001640473	-0.004076464	0.008229468	0.003701833
AA459122	PCCB	propionyl Coenzy	0.000743835	-0.003621317	-0.004194235	-0.004363527	-0.007238775	0.000268241	-0.008559223	-0.00500509	-0.005749009	-0.000409414	-0.014078539	0.005181127	-0.002213103
AA211508	ZNF36	zinc finger protei	-0.004939185	-0.0148578	-0.008649706	0.00884967	-0.001788502	-0.010525351	0.010944874	0.0095807	-0.018231433	0.015252078	-0.012790441	-0.018296914	0.000171673
H73241	VIPR1	vasoactive intesti	-0.007866064	-0.020846572	-0.009004157	0.006738098	-0.010782774	-0.009162296	0.008998132	0.012741026	-0.01309575	0.014164729	-0.001292861	-0.011563134	0.00424941
AI623883	MUC3B	mucin 3B	0.003412062	-0.009366202	-0.00696769	0.011958588	0.022017043	-0.006920485	-0.000354942	0.005197855	0.004116454	0.013821015	-0.002150031	0.007731424	0.014462899
AA487488	CLDN7	claudin 7	0.011247644	-0.003902145	-0.007273102	0.007212645	0.01308637	0.003197676	0.008873674	0.012003969	0.003989632	0.011668557	0.008048868	0.011714277	0.01007442
AA699679	NR1I2	nuclear receptor	-0.003822261	-0.013048809	-0.005839354	-0.003315155	0.012402551	-0.012272836	-0.014123997	0.007810392	-0.005307305	0.01708432	0.005757283	0.003996799	0.003194054
AA884167	ANXA13	annexin A13	0.024122363	-0.003250576	-0.00266179	0.009057884	-0.004376876	-0.00620324	-0.009686682	0.016285406	-0.017421406	-0.001603437	0.000675652	-0.0144272	-0.008540056
AA702640	DDC	dopa decarboxyla	-0.001868151	0.001124279	-0.011376753	0.00376006	0.000981767	-0.011576628	-0.008368326	0.006346714	0.006195936	0.013069109	0.019180868	0.000739956	-0.001875085
AI817883	MYO1A	myosin IA	0.004458708	-0.00972653	-0.005462352	-0.002804468	-0.007013469	-0.012155492	-0.006795246	-0.009044199	-0.003407775	-0.009615405	-0.001432686	0.001926074	-0.015421249
AA846573	PLCB3	phospholipase C	0.008656126	-0.009934208	-0.001134102	-0.000925192	0.010089489	-0.007092451	-0.000477146	0.011677176	-0.001842013	0.009534187	0.013956032	0.016820342	0.001008917
N73958	SCYA25	chemokine (C-C	0.005018715	-0.003799607	-0.000269914	-0.003999246	-0.00466333	-0.004062068	-0.007631817	0.003187889	-0.007780619	0.00085514	-0.003135967	-0.008184739	-0.009945005
AW009320	CDX1	caudal type home	0.000361731	-0.004208461	-0.002581657	-0.00090726	-0.006367363	-0.000687028	-0.01047505	0.013405394	-0.005140674	0.025214441	0.021560754	0.007327993	-0.003379766
AA453512	DGAT1	diacylglycerol O-a	-0.003760659	0.005069905	-0.009206445	0.007734519	0.011446465	0.00106043	0.006673599	0.001871295	0.001651256	0.014597646	0.004329116	0.01024558	-0.001150445
AA778392	BENE	BENE protein	0.003467167	-0.009928294	-0.001451312	0.008295551	0.002474873	0.003467425	-0.008163209	0.007624812	-0.005261097	0.008634454	-0.005670849	0.006380399	0.000319269
AI433336	VIL1	villin 1	0.003963033	-0.002093531	-0.005911955	0.006315518	0.007273222	0.009527873	-0.014440457	-0.003640238	0.012018739	0.015340211	0.004843983	-0.001197559	0.008105398
AA876039	VIL1	KIAA1594 protein	0.005273233	-0.001987036	-0.00499362	0.005009018	0.006152526	0.010612555	-0.009453176	-0.0017566	0.010735666	0.014173651	0.004655757	0.00044188	0.010339313
AI078794	SLC5A1	solute carrier fam	0.000186355	-0.005561972	-0.003493517	0.002932227	0.004694914	0.00303421	-0.003496571	0.005083809	-0.008244095	0.011924962	-0.004828193	0.003362182	-0.000799519
W84773	ABCG2	ATP-binding cass	0.000827183	-0.004773586	-0.002852283	-0.001990039	-0.010771828	-0.010519185	-0.009843379	0.002456385	-0.003359937	-0.004007508	-0.007061739	-0.014711157	-0.00553635
AF098951	ABCG2	ATP-binding cass	0.001356353	-0.007350359	-0.004852759	-0.000895343	-0.009324292	-0.008594635	-0.009981803	0.004803452	0.000110131	-0.001152125	-0.010608099	-0.017947689	-0.004486122
W70234	DPP4	dipeptidylpeptida	0.003916537	-0.012757638	-0.003056084	0.010270894	-0.009124559	-0.003753686	0.002038195	0.007084959	-0.004963781	0.012552886	-0.001563313	-0.011977279	0.007987044
AA421278	MTP	microsomal trigly	-0.003236886	-0.008288164	-0.000968402	-0.00411884	-0.007906433	-0.004233564	-0.006351124	-0.002916112	-0.008779577	-0.007431294	-0.00815157	-0.007459436	-0.004651688
T61078	CPS1	carbamoyl-phosp	-0.000193765	-0.001649743	-0.003392012	-0.005904571	-0.006598154	-0.003727921	-0.005388171	-0.007727086	-0.006564938	-0.004394264	0.003301384	0.009340954	0.007089802
AI433892	CLDN15	claudin 15	0.003137655	-0.003633782	0.00153705	0.001755322	0.007808762	-0.004496563	-0.00522429	0.015046917	-0.004829292	-0.001924903	0.00494065	0.011524429	-0.003993814
N30191	CCK	cholecystokinin	-0.001680443	-0.016738066	-0.01047112	-0.009457957	-0.011155082	0.007350825	-0.010652399	0.014519335	-0.00090723	-0.003455991	0.00085516	-0.007802303	0.023298535
AI377843	DCC	deleted in colorec	0.008919369	-0.003946595	-0.009094239	-0.013171744	-0.00339771	-0.006325231	-0.006549169	-0.005045966	-0.030044778	0.00595091	-0.008535041	-0.007573301	-0.013967414

Acc no	Symbol	Name	ab170 I	ab063 D	ab207 M	ab213 I	ab212 AS	ab209 I	ab191 I	ab206a SN	ab173 D	ab189 I	ab188 D	ab183 I	ab068 I
AA862813	COX8	cytochrome c oxi	-0.001998187	0.009619762	-0.008908604	-0.022813538	-0.007885287	-0.003812008	-0.004713157	0.001881157	0.001098854	-0.022261632	-0.00635237	0.004949484	-0.014509304
AA634381	NDUFS3	NADH dehydroge	-0.008264957	0.004528372	-0.009005784	-0.00395303	-0.014158909	0.000222036	-0.009979253	0.000944592	-0.003778882	-0.018971243	-0.015214715	-0.00060368	-0.018770788
AA922326	NDUFV2	NADH dehydroge	0.014573237	0.010803998	0.000669893	-5.76179E-05	-0.001593188	0.013082826	-0.000170806	0.002682498	0.005660038	-0.004853625	0.002266324	-0.010844711	-0.015663069
N71160	COX6B	cytochrome c oxi	-0.007799934	-0.012883949	-0.008653533	-0.000528229	-0.007701558	0.016010061	-0.004776904	0.001604868	-0.001268422	-0.013423648	0.002244927	-0.008872772	-0.017654539
AA496348	PDCD8	programmed cell	-0.000447455	0.002305346	-0.021838052	-0.012802301	-0.003060541	-0.001068671	-0.023529353	-0.014509366	-0.004937968	-0.015390274	-0.02029263	-0.009831043	-0.01726875
H68845	PRDX2	peroxiredoxin 2	0.006562127	0.012284673	-0.01661944	-0.028413286	0.004465104	-0.005401176	-0.012707493	0.004022244	0.00091486	-0.005460585	-0.002176666	0.001587737	-0.012876065
AA401686	GHITM	growth hormone	-0.00196677	0.023347182	-0.008041603	0.003398287	0.000378872	0.015320523	-0.009578248	-0.003769722	-0.004949848	-0.007446645	-0.012456744	-0.009701038	-0.008313204
AA664101	ALDH1A1	aldehyde dehydr	-0.01284527	-0.008897738	-0.020111878	-0.002133311	-0.008646307	-0.000747616	-0.009615413	-0.017276888	-0.01193636	-0.011434731	0.001528436	-0.016769241	-0.015494743
AA453765	ATP5F1	ATP synthase, H	-0.009494213	0.008640879	-0.013696028	0.001619488	-0.004778124	-0.003184697	-0.007624138	0.002649319	0.003958421	-0.017310517	-0.011480874	-0.012825603	-0.006538515
AA046701	ATP5G1	ATP synthase, H	-0.014744352	0.017590199	-0.015867967	-0.002088843	0.002447621	-0.00070151	-0.012090485	-0.003989232	0.000540131	-0.015461989	-0.015145856	-0.00808017	-0.014322077
AA111999	NDUFA1	NADH dehydroge	0.015145429	-0.004847548	-0.011859837	-0.021434659	-0.008924273	0.007002041	-0.011522056	0.004385061	0.000910929	-0.010173706	-0.003684348	-0.007734331	-0.022002389
AA482243	COX6A1	cytochrome c oxi	0.007778211	0.00570925	-0.004156519	-0.010765895	-0.007925235	0.018601052	-0.008830985	0.00026808	0.001172854	-0.017004	-0.007679959	0.001721188	-0.019339604
AA425666	TPBG	trophoblast glyco	-0.013368588	-0.02216189	-0.023406111	-0.018583492	-0.000808254	0.000102363	-0.011739182	0.001594286	-0.003441056	-0.010044132	-0.014079387	-0.004544519	-0.013663354
AA644234	ATP5C1	ATP synthase, H	-0.012949131	0.000410069	-0.010294344	-0.012307026	-0.005483681	-0.007485685	-0.021256208	-0.006833178	0.003022656	-0.017032579	-0.013288565	0.006237754	-0.020952577
AA133191	QP-C	low molecular ma	0.010616082	-0.004837633	-0.006241494	-0.005240159	0.000357582	-0.000689338	0.003256635	-0.001001611	0.008279861	-0.009862983	-0.004433109	-0.006348484	-0.017230869
AI002403	COX7A2	cytochrome c oxi	-0.006192771	-0.01100908	-0.007549144	-0.000775891	-0.012890323	0.002311147	-0.003460278	-0.001995197	-1.76997E-05	-0.010724709	-0.004626245	-0.004426263	-0.007764584
AW054890	COX5B	cytochrome c oxi	-0.00529342	0.007119686	-0.010953902	-0.001900219	-0.016877505	0.013296514	-0.007388884	0.000556602	0.002236563	-0.013827314	-0.004969811	-0.006076438	-0.004866521
AA491224	COX5A	cytochrome c oxi	-0.009731255	-0.024165352	-0.013249575	-0.017641385	-0.004724231	-0.000172316	-0.008400465	-0.00191835	-0.003590008	-0.011802191	-0.01647831	-0.005176362	-0.015714881
AA404486	SLC25A5	solute carrier fam	-0.008930358	0.007823952	-0.012286038	-0.012023312	0.004404077	0.014929173	-0.011312067	-0.002463758	0.002509432	-0.023194263	-0.004027718	-0.000175905	-0.009994634
H47080	ATP5G3	ATP synthase, H	-0.003532167	0.007143034	0.011272681	-0.003473568	-0.029791703	0.000845454	-0.009289032	-0.006130422	-0.010501247	0.003541189	-0.009123	-0.002659215	-0.015117375
T62865	AKR7A2	aldo-keto reducta	-0.010169065	-0.009382726	-0.016710363	-0.006798589	-0.01021021	-0.007373504	-0.010650172	-0.008292687	-0.011589691	-0.010999533	9.39887E-05	-0.016883651	-0.016715845
W45148	ACP1	acid phosphatase	-0.009768768	0.0004139	-0.004000271	0.016677702	0.004581045	-0.000144493	-0.004865997	-0.008846127	-0.008563337	-0.012822409	-0.012219401	0.003223307	-0.01154915
AA629719	COX7C	cytochrome c oxi	0.015385347	-0.020938835	0.002216821	-0.023886268	-0.003877987	0.002086341	0.001602548	-0.003064006	0.011808049	-0.020099211	-0.011565044	-0.016334303	-0.018988753
T48864	ACP2	acid phosphatase	-0.004690678	0.001502769	-0.005781299	0.003063264	-0.002520451	0.003802089	-0.010381801	-0.002207689	-0.010784329	-0.020645435	-0.016738995	0.004557289	-0.012032928
N49405	NEDD8	neural precursor	0.001847448	-0.004954897	-0.004950586	-0.001042343	-0.000454918	-0.007987484	-0.002397828	0.00818525	-0.013933176	-0.013638829	-0.009447977	-0.009671546	-0.011244889
AA458838	PMAIP1	phorbol-12-myris	-0.001915221	-7.52516E-05	-0.006091599	-0.000563994	0.003811309	-0.006298303	-0.010937203	0.003752361	-0.009644158	-0.014385677	-0.015156632	0.005108176	-0.018548259
AA156571	AARS	alanyl-tRNA synt	-0.00122927	-0.009229938	-0.003476697	0.003850019	-0.000658799	0.005112295	-0.00582465	0.001802929	-0.000916123	-0.006418476	-0.035462984	-0.000955241	-0.021014771
AA099855	COX17	COX17 homolog,	0.006667947	-0.01586696	-0.011102274	-0.007743571	-0.003787202	0.002367032	0.000366878	-0.01458924	-0.000369448	0.000538772	0.002210762	-0.005669824	0.007974402
NM_006094	NM_006094	deleted in liver ca	0.012220539	-0.011294921	-0.009542458	-0.010425156	-0.004738798	-3.20073E-05	0.002423993	-0.014088898	0.010347633	-0.001440589	0.003722694	-0.002749148	0.007158193
AA126313	ATP5L	Data not found	0.001095365	0.007690968	-0.016443517	-0.020416141	-0.013019868	-0.004972432	-0.007718884	0.004615128	-0.000746596	-0.009410176	-0.009244739	0.008378868	-0.017586282
AA431433	ATP5I	ATP synthase, H	-0.006227601	0.001159174	-0.018414322	-0.01124778	0.004086252	-0.01052381	-0.011240262	0.005795337	-0.000360498	-0.019407204	-0.009023896	-0.012602371	-0.009577937
AA504489	KIAA1040	KIAA1040 protein	-0.001607772	0.010059172	-0.013311598	-0.021104362	-0.016344893	-0.012896549	-0.010690673	-0.005760918	-0.005020946	-0.011527243	-0.016174801	0.00110163	-0.000425622
AA460251	NDUFC1	NADH dehydroge	0.005275154	-0.005830913	-0.008684947	0.007168465	-0.002937933	-0.006391933	-0.012515733	0.004326332	-0.002544908	-0.004201639	-0.009450394	0.046550389	-0.013619878
AA425211	NDUFA2	NADH dehydroge	0.013431156	-0.005325523	-0.008867568	-0.00857295	-0.010506154	-0.006901449	-0.001231994	-0.006487793	0.008600233	-0.007580456	-0.010241931	-0.020968588	-0.013075709
AA680322	NDUFA4	NADH dehydroge	0.007787444	0.005623112	0.000692469	-0.000157957	-0.010478971	-0.002820083	-0.006315407	-0.005803816	-0.002121146	-0.007346704	-0.011476275	-2.08836E-05	-0.007235613
H93508	DKFZP566K023	DKFZP566K023	-0.009780898	0.001549157	-0.006944802	-0.005198218	-0.006773951	-0.005207455	-0.012769597	0.000226143	-0.006235152	-0.004968625	-0.001710108	-0.004402197	-0.003993885
H72723	H72723	ESTs, Highly sim	-0.00429181	-0.006305336	-0.004347543	-0.012813902	-0.006255519	-0.003926703	-0.013612662	0.002065006	-0.005522548	-0.001239283	0.006252884	-0.009939817	-0.003690167
AA156031	MT2A	metallothionein 2	-0.004253119	-0.013249983	-0.005287755	-0.013708067	-0.007791695	-0.007488768	-0.011730356	0.003982498	-0.015904519	0.001384124	0.002557845	-0.009978538	-0.00602925
AA999679	PCDHGA8	protocadherin ga	-0.003649245	-0.008054427	-0.005831131	-0.011864436	-0.009786147	-0.005313139	-0.00726839	0.000203411	-0.005101785	-0.002579092	0.0039152	-0.007885876	-0.001322996
AA872383	MT1E	Homo sapiens, S	-0.006174688	-0.008906794	-0.005657508	-0.020524276	-0.008271106	-0.003963308	-0.013975477	-0.001104691	-0.005158467	-0.005194506	0.004585369	-0.010985008	0.000718337
H53340	MT1G	metallothionein 1	-0.004968663	-0.007822047	-0.004822705	-0.016383714	-0.005902553	-0.00382305	-0.010508478	-0.00046369	-0.002191966	-0.004051969	0.005793565	-0.008285842	-0.001796019
N55459	RNAHP	Homo sapiens, R	-0.004958606	-0.008142892	-0.005314	-0.015228565	-0.006173952	-0.004998223	-0.012822066	-0.000531786	-0.004731337	-0.003089669	0.005155054	-0.010220104	-0.000397257
H77597	MT1H	metallothionein 1	-0.005303663	-0.009464875	0.002884424	-0.018126798	-0.006766886	-0.006412418	-0.012227051	0.001530072	-0.003551093	-0.0027402	0.004190287	-0.01023872	-0.003421407
H45668	KLF4	Kruppel-like facto	-0.016905151	-0.005665844	-0.012786158	-0.006521933	0.00422223	-0.000739604	-0.008730165	0.002169464	0.000508836	-0.001603539	0.023705024	-0.00935663	-0.022339082
H14359	ELF4	E74-like factor 4	-0.024061122	0.002129189	-0.004809027	-5.76315E-05	0.001546305	0.008553273	0.004574912	-0.008964438	-0.000269597	-0.002890038	0.014273552	0.015945995	-0.010576731
AA278134	SEC24A	SEC24 related ge	0.003576458	-0.015906697	-0.019634651	0.010923528	-0.000657577	0.00694118	-0.007753239	-0.006519752	0.010519314	0.005722986	-0.013315574	-0.010806291	0.003805894
N95495	LOC51128	GTP-binding prot	0.003943536	-0.004693447	-0.010184116	0.006732875	0.012717168	0.003993371	-0.014529148	0.004666356	-0.010650472	-0.00644284	-0.008029917	-0.015777369	0.000804627
AI721225	CEACAM4	carcinoembryonic	-0.002908742	0.003322136	0.018592874	0.010490472	0.022598879	0.034072753	-0.011136778	0.010032929	-0.007834585	0.023607252	0.01786638	0.011368441	0.000296749
W51985	PSG5	pregnancy specif	-0.00448426	-0.01346012	0.014943534	0.008173493	0.014220437	0.029125153	0.002388894	0.00951075	0.001972397	0.013493568	0.020238077	0.011366082	-0.003478155
H69561	MAN2A1	Homo sapiens m	-0.007190813	0.001716503	0.019778636	0.015986588	0.020262815	0.023351761	-0.010366968	0.008686147	0.000866386	0.016528038	0.019628815	0.014445977	-0.000686915
AA054073	CEACAM6	carcinoembryonic	-0.007886009	0.000196323	0.019029824	0.01596288	0.020920631	0.023387072	-0.010795762	0.008718834	0.000771916	0.017377938	0.020595534	0.014922684	-0.00108263
AA058357	CEACAM7	carcinoembryonic	-0.00782278	-0.003630805	0.017360297	0.009837552	0.019988456	0.02801899	-0.005208707	0.011080141	0.000389934	0.016682426	0.015646973	0.010007154	0.002378844
N54494	CPB2	carboxypeptidase	-0.008810801	-0.009799683	0.020206245	0.009254235	0.020020423	0.030505921	-0.013067923	0.01262482	-0.000809046	0.017663258	0.015671252	0.0118584	-0.00073221
T95747	PSG1	ESTs, Highly sim	-0.007459933	-0.000684477	0.02167429	0.011748316	0.016967442	0.030939271	-0.014627199	0.011736663	0.000883231	0.015405124	0.017362563	0.012172515	-0.001401764
R73909	PSG11	pregnancy specif	-0.008009136	-0.005587013	0.019864521	0.008133522	0.020304	0.03305507	-0.009407339	0.010833934	-0.001548182	0.014737024	0.016599791	0.011667152	0.000904548
M33666	PSG6	pregnancy specif	-0.00697066	-0.007621625	0.018438769	0.008673235	0.018411439	0.027750695	-0.012657222	0.010889351	0.002224381	0.015938826	0.021293512	0.011794341	-0.002310447
AA130584	CEACAM5	carcinoembryonic	-0.008958433	-0.00577436	0.018735446	0.008302449	0.017923279	0.028057701	-0.013845569	0.007820588	0.00387818	0.013125589	0.017578753	0.010927937	0.003493359
R70868	R70868	Data not found	-0.004570486	-0.010176412	0.017422993	0.008889826	0.018969596	0.029068224	-0.011654788	0.008946632	0.001140658	0.014247741	0.015807936	0.011780129	0.001740068
H90219	IMPA1	inositol(myo)-1(o	-0.007942035	-0.004817777	0.018120919	0.009314728	0.018373969	0.030893482	-0.01486231	0.008896101	4.23676E-05	0.014224326	0.017468854	0.009906826	-0.000826848
AA406571	CEACAM1	carcinoembryonic	-0.012284739	-0.005294399	0.017421871	0.019879134	0.004467615	0.033142258	-0.012938146	0.014548087	-0.004630781	0.009059379	0.017633609	0.014400158	0.001450205

Acc no	Symbol	Name	ab170 I	ab063 D	ab207 M	ab213 I	ab212 AS	ab209 I	ab191 I	ab206a SN	ab173 D	ab189 I	ab188 D	ab183 I	ab068 I
AI887514	VILL	villin-like	-0.011834512	-0.008516091	-0.013440316	-0.005258681	-0.001667941	0.008688396	-0.015107742	-0.011030958	-0.001844821	-0.003167944	0.010770227	-0.009191588	-0.010523059
R32848	S100P	S100 calcium bin	-0.022734406	0.002024277	-0.002328653	0.01145553	0.01359917	0.002378881	-0.005136197	-0.00688546	0.000967654	-6.41793E-05	0.016336814	-0.002801081	-0.022356893
H94487	CTSE	cathepsin E	-0.015682828	-0.001860623	-0.015408547	-0.009522973	-0.005473489	-0.00226888	-0.007998028	-0.024404213	-0.001602464	-0.023438414	0.004565038	-0.012410292	-0.016278195
AA886199	KIAA0452	chromosome 1 o	-0.0210831	-0.006271622	-0.015058177	0.022652572	-0.001567931	9.81795E-05	-0.013284857	0.002683154	-0.00320138	0.008405496	0.007299451	-0.007866591	-0.011379441
AA280832	GALE	galactose-4-epim	-0.021736438	-0.006134298	-0.015712739	0.007378155	-0.006399736	0.002528645	-0.005910109	-0.007197979	0.005266073	-0.015450728	0.008243147	-0.006757662	-0.017886397
AA455369	SLC9A1	solute carrier fam	-0.010325913	-0.006339958	-0.020685991	-0.016247619	-0.005380698	-0.001141457	-0.008446673	-0.01683503	0.000751731	-0.007578412	0.01058642	-0.009432136	-0.020503719
AW009769	TFF1	trefoil factor 1 (br	-0.013561986	-0.002546795	-0.016566362	0.005004409	0.004333128	0.002224854	-0.007368347	-0.017818268	0.003567316	-0.022263325	0.006964184	-0.006390797	-0.02294577
AA160783	FAT	FAT tumor suppr	-0.009676429	0.023309896	-0.002644976	0.000214984	0.021041989	0.004019431	-0.004618747	-0.016937335	0.009772821	0.012501761	-0.020971905	-0.004796951	0.0068642
AA626356	USP18	ubiquitin specific	-0.005257736	-0.000181312	-0.009329268	-0.00955834	-0.003598558	-0.003313587	-0.015315335	-0.007830462	0.003588014	0.005523797	-0.004635138	0.005211481	-0.007697285
AA977417	ALDOB	aldolase B, fructo	-0.005426074	-9.92213E-05	6.60243E-05	-0.004214582	-0.002588961	-0.000698922	-0.007503051	0.000811259	0.003344463	-0.002472513	-0.006234976	-0.005390352	-0.005151218
H72098	ALDOB	aldolase B, fructo	-0.003498049	-0.000458981	-0.007220149	-0.005716992	-0.007725048	-0.004125982	-0.009952012	-0.006900002	0.004050386	-0.004846237	-0.004891179	-0.002886816	-0.006748183
AA459122	PCCB	propionyl Coenzy	-0.007429997	-0.000492545	-0.007921465	-0.005366095	-0.002879531	0.001978986	-0.005774334	-0.002107317	-0.003484893	-0.008168036	-0.01324752	-0.004007825	-0.008089995
AA211508	ZNF36	zinc finger protei	-0.010240292	-0.007862244	-0.007489415	-0.015768052	-0.003496885	0.038053229	-0.013500535	5.49259E-06	-0.003132837	0.007399969	0.005980201	-0.010274151	-0.004513508
H73241	VIPR1	vasoactive intesti	-0.011751135	9.73966E-05	-0.00708346	-0.011778672	-0.003759574	0.035259674	-0.011707056	-0.001910611	0.00400111	0.008038952	0.009929325	-0.017998151	-0.012262392
AI623883	MUC3B	mucin 3B	-0.008084797	0.010151976	0.030074083	-0.003970712	-0.003351742	0.013220267	-0.013083138	-0.008439102	-0.000529708	-0.001005795	0.009442335	-0.008977011	-0.007649504
AA487488	CLDN7	claudin 7	-0.011478584	0.008109572	0.007358124	0.007106974	0.00463347	0.008789499	-0.005869971	0.009869158	0.013479033	0.008620584	-0.001931764	0.008689318	-0.001134081
AA699679	NR1I2	nuclear receptor	-0.006322152	0.008766752	-0.0088445	-0.009859174	-0.01047402	0.019356385	-0.003707063	-0.003197299	0.009872629	0.001722672	-0.01208133	0.000446647	0.001360016
AA884167	ANXA13	annexin A13	-0.000814957	0.005678805	0.0061703	0.010450174	-0.011362226	0.014798583	-0.012396692	-0.005814555	-0.008236526	-0.003618112	0.016997994	-0.00683265	-0.000360475
AA702640	DDC	dopa decarboxyla	-0.01022189	0.019231124	-0.011972426	0.016291954	-0.010835618	0.020907772	-0.017435924	-0.008368145	0.007672384	-0.001324716	-0.017489083	-0.001453744	0.00197255
AI817883	MYO1A	myosin IA	-0.005041781	-0.000211474	-0.016607876	0.008000019	-0.007253735	0.00898536	-0.010130613	-0.00686032	-0.001943489	-0.002923196	0.001307133	-0.007336207	0.001971373
AA846573	PLCB3	phospholipase C	-0.009687545	0.007274716	-0.002335232	-0.014156863	-0.004105454	0.003663601	-0.005144665	0.002930108	0.007970153	0.000199068	0.001557024	0.008009963	-0.014942015
N73958	SCYA25	chemokine (C-C	-0.003567368	0.003487522	-0.005226919	-0.003553384	-0.005273595	0.028426472	-0.007878491	-0.001610821	-0.011279931	0.001995909	-0.007077008	-0.006326065	-0.005689098
AW009320	CDX1	caudal type home	-0.004860075	0.008911886	0.006612049	-0.007733099	-0.008189334	0.023702326	-0.006302322	-0.002559769	0.005229943	0.008223369	0.0033347	-0.001696905	-0.004568935
AA453512	DGAT1	diacylglycerol O-a	-0.002702238	0.021743876	-0.005768096	0.003657372	-0.003883313	0.007443503	-0.004426597	-0.007885457	0.003580152	-0.004257978	-0.006485607	-0.005592796	0.018586657
AA778392	BENE	BENE protein	-0.008484781	0.005037498	0.008806114	-0.000451859	0.013867259	0.015659689	-0.005748624	0.025052201	0.007666083	0.00227686	-0.008154753	0.009342048	-0.000991539
AI433336	VIL1	villin 1	-0.008568574	0.010339267	-0.000871517	0.017358061	-0.011888926	0.024711519	-0.003637858	-0.00847868	-0.003493141	-0.001561096	-0.001409504	0.01748714	0.008452014
AA876039	VIL1	KIAA1594 protein	-0.005252543	0.010290773	-0.003666831	0.01469046	-0.013366803	0.025450212	-0.001645788	-0.013893053	-0.003112367	-0.000936242	0.003952552	0.015322841	0.003227236
AI078794	SLC5A1	solute carrier fam	-0.008133259	-0.004022034	0.001466294	0.001041118	-0.001195514	-0.009346482	-0.007820653	0.000847024	-0.009156547	0.005540094	-0.001883257	-0.010135958	-0.009468306
W84773	ABCG2	ATP-binding cass	-0.003575921	-0.003193408	-0.005302341	-0.003081929	-0.002322777	-0.010010659	-0.007076018	-0.000941996	0.002048126	0.003005216	-0.006072344	-0.00295219	-0.005749066
AF098951	ABCG2	ATP-binding cass	-0.00380401	-0.004020194	-0.003178766	-0.006066214	-0.006141254	-0.006403425	-0.005451688	0.000613728	0.003789221	0.004227011	-0.007395592	-0.000662165	-0.006280311
W70234	DPP4	dipeptidylpeptida	-0.008587359	0.011588948	-0.008032556	0.000709747	-0.007854371	0.02143032	-0.005590934	-0.005065912	0.002998971	0.007104629	-0.014073578	0.003817161	0.010073163
AA421278	MTP	microsomal trigly	0.007234771	-0.0070206	0.000864476	-0.007727058	-0.008459919	-0.002639464	-0.001368553	-0.001984651	0.000346327	0.001842538	-0.007027922	-0.003152212	-0.006787901
T61078	CPS1	carbamoyl-phosp	-0.003181202	0.031624638	0.016327225	-0.005529028	-0.004561274	-0.005455424	-0.010140524	-0.003487928	0.02806927	-0.002332628	-0.011063098	-0.007523323	-0.00340699
AI433892	CLDN15	claudin 15	-0.004557615	0.027758743	-0.001052641	-0.00717159	-0.010018778	-0.007759248	0.000567588	-0.003886242	0.002020321	-0.004622624	-0.003929855	-0.007746546	-0.003501634
N30191	CCK	cholecystokinin	-0.003217321	0.00503729	0.000395261	-0.000298093	-0.026862848	-0.008922864	0.001102508	-0.002172636	-0.001476114	0.007322836	-0.003142685	-0.003443692	-0.004990786
AI377843	DCC	deleted in colorec	-0.000805631	0.002276845	-0.019648193	-0.008926592	-0.000106158	0.006302608	-0.011286229	-0.007203966	-0.014109412	0.011359839	-0.001723467	0.008461914	-0.00794266

Acc no	Symbol	Name	ab123 I	ab217 D	ab021 I	ab009 M	ab013 D	ab016 I	ab059 I	ab039 D	ab044 D	ab083 I	ab158 M	ab210 D	ab198 M
AA862813	COX8	cytochrome c oxi	-0.007730626	-0.019486792	-0.004338877	0.003681159	-0.012139594	0.000964258	0.000157812	-0.009294588	0.007366104	-0.006038439	-0.00268547	0.002970021	0.008028611
AA634381	NDUFS3	NADH dehydroge	-0.00749467	-0.015898464	-0.015769642	0.003179407	-0.001953837	-0.016673698	-0.000501396	-0.013042009	-0.012698402	-0.013167004	-0.011028085	0.00585687	-0.012776779
AA922326	NDUFV2	NADH dehydroge	-0.014577487	-0.003654134	-0.014716697	0.004207256	-0.03554845	0.003455831	0.003992093	-0.009071839	0.00583889	-0.004223296	-0.01018103	-0.008192256	0.006444549
N71160	COX6B	cytochrome c oxi	-0.013744898	-0.009980239	-0.011007323	-0.002427082	-0.003285351	0.000894231	-0.002712139	0.004018658	0.010962765	0.01209094	-0.005063213	-0.00649171	-0.010616055
AA496348	PDCD8	programmed cell	0.002267109	-0.014013639	-0.011767423	-0.009037468	-0.010675383	-0.014615627	0.00186629	-0.003514344	-0.009199573	-0.013755348	0.006535571	-0.011585465	-0.017253765
H68845	PRDX2	peroxiredoxin 2	-0.009819108	-0.010150538	-0.008692495	-0.014963228	0.020317208	-0.008603427	0.015060327	-0.000468091	-0.01216692	-0.023196027	0.000709881	0.003442574	-0.003922421
AA401686	GHITM	growth hormone	-0.025530526	0.003283191	-0.017727028	-0.004092794	0.012858834	0.00254961	0.005433969	-0.005540976	-0.007650391	-0.013190637	-0.002380025	-0.009983567	0.003572867
AA664101	ALDH1A1	aldehyde dehydr	-0.006798144	-0.026827135	-0.01884586	-0.012371769	-0.01658978	-0.005195704	-0.004151756	-0.007203463	-0.005063754	-0.008185263	0.000362882	-0.004039867	0.002840693
AA453765	ATP5F1	ATP synthase, H	-0.001926315	-0.022029906	-0.013923663	-0.004412912	-0.017328127	-0.014807336	0.007541942	-0.030011561	-0.011845633	-0.012467154	4.8231E-05	-0.004363985	-0.002251548
AA046701	ATP5G1	ATP synthase, H	-0.006568977	-0.018454353	0.012836284	0.011801018	-0.021179159	-0.005534672	0.004845679	-0.009178104	0.019998856	-0.005453876	-0.002275332	0.005359513	-0.006114554
AA111999	NDUFA1	NADH dehydroge	-0.023650308	-0.009360603	-0.012667625	-0.013173804	-0.017576617	-0.007369523	-0.008286759	-0.006685479	0.002468208	-0.010069449	-0.004887467	-0.011241188	-0.004653583
AA482243	COX6A1	cytochrome c oxi	-0.00898103	0.005003784	-0.005018448	0.006637367	-0.025403025	-0.024535213	0.003096235	0.000893449	-0.00010428	-0.006709302	-0.00582676	-0.006736002	-0.006752555
AA425666	TPBG	trophoblast glyco	-0.007458708	-0.008437555	-0.007368086	0.000824903	-0.018989925	-0.002638983	0.002224718	-0.004270909	-0.004063735	-0.013824039	-0.004017659	-0.003605393	-0.00575541
AA644234	ATP5C1	ATP synthase, H	-0.001689186	-0.007059552	-0.014211935	-0.005110413	0.003492797	0.00098467	0.002822584	-0.018765746	0.000815504	0.003129778	-0.005585012	-0.001256463	-0.0083338
AA133191	QP-C	low molecular ma	-0.009480855	-0.004581037	-0.009009374	-0.004326369	-0.017891431	-0.016285993	-0.001522842	-0.004805226	-0.001582764	-0.00799922	0.005676952	-0.006049971	-0.005234618
AI002403	COX7A2	cytochrome c oxi	-0.008495843	-0.004764168	-0.004707379	-0.00138816	-0.019796672	0.001373283	0.000528929	0.004163577	-0.004375277	-0.006131327	-0.002252345	-0.0017371	-0.003239231
AW054890	COX5B	cytochrome c oxi	-0.013573079	-0.004350125	0.004215783	-0.019903632	-0.016793886	-0.000412475	-0.005855192	-0.007898602	-0.006052218	-0.001973008	-0.006496029	-0.006118576	-0.000420352
AA491224	COX5A	cytochrome c oxi	-0.004578094	-0.006344573	-0.005338116	-0.009755742	-0.018000668	0.000957551	-0.00111597	-0.003709003	-0.002772813	-0.013470225	-0.003989335	-0.00186754	-0.008371616
AA404486	SLC25A5	solute carrier fam	-0.00521439	-0.010439166	-0.020377941	-0.005330035	-0.006225141	-0.008457104	0.000546477	-0.002719746	-0.00758324	-0.007435714	-0.000832183	-0.002663149	-0.000708307
H47080	ATP5G3	ATP synthase, H	0.037806959	-0.012524831	-0.006691031	0.009610236	-0.003310173	-0.005182739	0.011408117	-0.005047005	-0.002110603	-0.017220928	-0.000141768	0.004477575	-0.012163512
T62865	AKR7A2	aldo-keto reducta	-0.015403157	-0.019993928	-0.009361102	-0.007537393	-0.009205845	-0.023165793	-0.003932	-0.018184333	-0.009644337	-0.01665828	-0.001103548	0.001721127	-0.001628208
W45148	ACP1	acid phosphatase	0.011677567	-0.008816268	0.002799164	0.006018223	0.000295113	-0.012205749	0.005437224	-0.003235044	0.004673559	-0.007688893	-0.002319376	-0.000371784	-0.000383303
AA629719	COX7C	cytochrome c oxi	-0.010696771	-0.015420363	-0.023760663	0.000778272	-0.015878019	-0.01358966	-0.001824149	-0.02304378	0.002583507	-0.015990674	-0.008680313	-0.007971824	0.000603324
T48864	ACP2	acid phosphatase	0.020813973	-0.012962273	-0.007080093	0.006234485	-0.011483178	-0.010525221	0.004649775	-0.007695985	-0.012488723	-0.005325036	-0.006931836	0.001938781	-0.003737824
N49405	NEDD8	neural precursor	0.024321156	-0.009845615	-0.005304892	0.000512241	-0.007717845	-0.008926739	-0.004713519	-0.003929253	-0.002245591	-0.005914818	-0.002337628	-0.00682115	-0.013221311
AA458838	PMAIP1	phorbol-12-myris	0.035159226	-0.013151846	-0.007606038	-0.001930251	-0.017491964	-0.012990092	0.000510763	-0.006838277	-0.009468873	-0.007359637	-0.006402605	0.006976765	-0.008784221
AA156571	AARS	alanyl-tRNA synt	0.028061752	-0.010362184	-0.004097488	-0.004397322	-0.015326047	-0.008108897	-0.001519382	-0.010448856	-0.007843932	-0.006950418	-0.003408802	0.000996803	0.000627121
AA099855	COX17	COX17 homolog,	0.000420705	0.000187902	-0.006169482	-0.014699909	-0.005705032	-0.005860545	-0.01545741 8	-0.015785629	-0.00366228	-0.004143487	-0.01410689	-0.00898123	0.000181696
NM_006094	NM_006094	deleted in liver ca	0.004986112	-0.002859851	-0.004183336	-0.013991363	-0.004020028	-0.011193138	-0.01819983	-0.013796366	0.00236948	0.005930411	-0.006667305	-0.008458139	-0.001387476
AA126313	ATP5L	Data not found	-0.005477671	-0.009674883	-0.011644207	-0.009350536	-0.024237023	-0.013299422	-0.008424607	0.001966462	0.008306258	-0.017557855	-0.013152373	-0.006381051	-0.005018314
AA431433	ATP5I	ATP synthase, H	-0.013475844	-0.017872702	-0.019605745	-0.010574797	-0.012975749	-0.012202126	-0.005159612	0.004176025	-0.009247998	-0.006628644	-0.00405196	-0.008489207	-0.007677906
AA504489	KIAA1040	KIAA1040 protein	-0.007085613	-0.008388103	-0.015758503	-0.009633154	-0.012261752	-0.006252872	-0.008610108	-0.002485988	0.002098279	-0.001818655	-0.006563766	-0.008252986	-0.010825496
AA460251	NDUFC1	NADH dehydroge	0.003752942	-0.016114715	-0.007070521	-0.000542904	-0.014401442	-0.014037288	-0.003176262	-0.015035379	-0.005995542	-0.011216639	-0.011161387	-0.012370883	-0.000927816
AA425211	NDUFA2	NADH dehydroge	-0.005653068	0.00361309	-0.010535475	-0.008082488	-0.013820016	-0.00518362	-0.015314997	-0.003679647	0.001394389	-0.009387583	-0.01028889	-0.009454693	-0.000276908
AA680322	NDUFA4	NADH dehydroge	0.003584864	-0.005564234	-0.013347401	-0.010392077	-0.002485575	0.003113832	-0.010328276	-0.007105775	-0.003245394	-0.00198763	-0.012229131	-0.019575902	-0.005639733
H93508	DKFZP566K023	DKFZP566K023	0.001631721	-0.021259613	-0.015561545	0.001488913	-0.002191968	0.003761528	0.007182771	-0.007643321	-0.003137747	-0.0041887	0.011067495	-9.49602E-05	-0.00559755
H72723	H72723	ESTs, Highly sim	-0.007568551	-0.013706294	-0.008164137	-0.010616648	-0.010237204	-0.009931612	-0.0044698	0.007660071	0.007763637	-0.013655104	0.01050628	0.003807982	-0.004454477
AA156031	MT2A	metallothionein 2	-0.003624109	-0.006310498	-0.007509747	-0.005085512	-0.003323604	-0.007361766	-0.00481623	-0.011145019	-0.002849723	-0.014045081	0.004756529	0.001145549	0.000323324
AA999679	PCDHGA8	protocadherin ga	-0.003637667	-0.014628771	-0.008944131	-0.007470366	-0.007840851	0.001742504	-0.004458885	-0.005343968	-0.004027485	-0.014471659	0.009665409	0.002714533	-0.009752205
AA872383	MT1E	Homo sapiens, S	-0.007166494	-0.023991293	-0.012177017	-0.006714883	-0.009417716	-0.007401586	-0.004475659	-0.011576727	-0.011316574	-0.013787246	0.009110043	0.002220003	-0.008522427
H53340	MT1G	metallothionein 1	-0.005789872	-0.021382779	-0.010271802	-0.007433935	-0.008013174	-0.006232643	-0.003108897	-0.011628481	-0.012792029	-0.011412719	0.010646025	0.0088109	-0.004710134
N55459	RNAHP	Homo sapiens, R	-0.005930697	-0.019735915	-0.009423145	-0.009350619	-0.009540348	-0.005345352	-0.005421935	-0.012010654	-0.010726546	-0.010764148	0.010371485	0.005497019	-0.005425377
H77597	MT1H	metallothionein 1	-0.007552717	-0.020662608	-0.012038327	-0.008756583	-0.009368403	-0.006397456	-0.005739826	-0.011521772	-0.01181851	-0.013092594	0.006843422	0.007442175	-0.006082172
H45668	KLF4	Kruppel-like facto	-0.00806759	-0.017415851	-0.018098065	-0.007058199	0.00568302	-0.011241029	-0.017745338	-0.016545336	-0.024377208	-0.002583623	0.020945705	0.005933319	0.010811532
H14359	ELF4	E74-like factor 4	0.000368671	-0.007595918	-0.004617123	0.014259518	-0.005030164	0.003413612	0.000711858	0.001451205	-0.002745075	0.001108554	0.009136878	0.00033355	0.009102604
AA278134	SEC24A	SEC24 related ge	-0.005233182	-0.000842957	-0.017741819	0.000974339	-0.008662999	0.006472467	-0.005929612	-0.005240274	-0.018181714	0.008154883	0.009523851	0.004326793	0.027032468
N95495	LOC51128	GTP-binding prot	-0.007733141	-0.007009943	-0.012712675	0.003070311	-0.01118392	-0.01556603	-0.002936776	-0.004571383	-0.007056785	0.000637218	0.01276001	0.001693347	0.015744913
AI721225	CEACAM4	carcinoembryonic	0.003281325	0.023222327	0.006545428	0.003702674	0.009226931	0.011611801	-0.003522918	0.024410534	-0.001329107	-0.002182288	-0.023882609	-0.006772173	-0.006024882
W51985	PSG5	pregnancy specif	-0.005121589	0.016000117	0.006432066	0.002130083	0.012278355	0.010637438	-0.00705932	0.026876847	0.001888603	-0.002191467	-0.009151423	-0.003803783	-0.005679532
H69561	MAN2A1	Homo sapiens m	0.004676063	0.021966009	0.006401502	0.001733737	0.020942019	0.020088665	-0.001146621	0.020240053	0.012063722	-0.002860994	-0.012601752	0.005198218	-0.000453073
AA054073	CEACAM6	carcinoembryonic	0.005348448	0.022517878	0.00678927	0.001611964	0.020100185	0.02088759	-0.000447274	0.020253712	0.010495046	-0.002554087	-0.014654049	0.005122128	-0.000506384
AA058357	CEACAM7	carcinoembryonic	0.003123678	0.025461928	0.021081055	0.005198539	0.016160917	0.024082738	-0.003339507	0.020498344	0.004768208	0.000114246	-0.010083819	0.003285756	0.00961763
N54494	CPB2	carboxypeptidase	0.004033704	0.021006681	0.007966524	0.008002073	0.011782262	0.009798848	-0.003849276	0.025572254	0.004475917	0.002646033	-0.015394111	-0.001048101	0.002971006
T95747	PSG1	ESTs, Highly sim	0.000904095	0.022940314	0.006923113	0.010472019	0.010867709	0.009504786	-0.003488982	0.024221107	0.000441252	0.000461145	-0.014527299	0.000615213	0.008776981
R73909	PSG11	pregnancy specif	0.001835731	0.023168938	0.007118479	0.005467062	0.007460078	0.010746963	-0.003777668	0.021959484	0.00185369	0.001686865	-0.013988	-0.002732348	0.002567861
M33666	PSG6	pregnancy specif	-0.000145598	0.020672814	0.00833335	0.011367785	0.007621976	0.013222204	-0.00316769	0.026723124	0.003095916	-4.05939E-05	-0.012607344	-0.000169988	0.007092062
AA130584	CEACAM5	carcinoembryonic	0.002514839	0.020911359	0.007818223	0.010144442	0.008766779	0.011252661	-0.001690192	0.021092552	0.000135259	0.004094984	-0.004870146	0.000883819	0.006856674
R70868	R70868	Data not found	-0.001731671	0.020721084	0.007003632	0.005685611	0.009432243	0.015253515	-0.004030387	0.025892643	-0.000369343	-0.000311169	-0.003510994	-0.004776632	-0.000358287
H90219	IMPA1	inositol(myo)-1(o	0.000619438	0.017825521	0.007490656	0.006205445	0.007605761	0.012701585	-0.003042416	0.023743721	0.001145685	0.000663985	-0.011201268	-0.001733314	0.006404293
AA406571	CEACAM1	carcinoembryonic	-0.002268314	0.029681046	0.000568631	0.010464859	0.0062857	0.016284908	0.001692883	0.014213106	-0.004355398	0.010016414	-0.002341445	0.005203716	0.001436484

Acc no	Symbol	Name	ab123 I	ab217 D	ab021 I	ab009 M	ab013 D	ab016 I	ab059 I	ab039 D	ab044 D	ab083 I	ab158 M	ab210 D	ab198 M
AI887514	VILL	villin-like	-0.00065573	-0.00925337	-0.010703938	-0.004892668	-0.007001565	-0.013126939	-0.006949163	-0.015697896	-0.009086869	-0.007683739	0.016138605	0.00433936	0.007254376
R32848	S100P	S100 calcium bin	-0.008657709	-0.005602283	-0.013766863	0.008794016	-0.007059533	-0.001034905	-0.008714052	-0.015715081	-0.013459425	0.002200335	0.016704457	-0.002190945	0.006630004
H94487	CTSE	cathepsin E	-0.005331024	-0.0161927	-0.013678257	-0.001929696	3.15368E-05	0.008543205	-0.015451237	-0.023322061	-0.020532471	0.001168229	0.010172107	-0.010034766	0.00567299
AA886199	KIAA0452	chromosome 1 o	-0.006079118	-0.014460796	-0.006776778	0.002890221	-0.009534188	-7.41676E-05	0.001871622	-0.020802902	-0.020081145	0.00542003	0.00863279	0.003640397	0.013469608
AA280832	GALE	galactose-4-epim	-0.009467671	-0.016899941	-0.001070293	-0.001726109	-0.000184101	-0.016349347	-0.005850407	-0.02053493	-0.021298475	0.004052552	0.019739916	-0.002121181	0.010696785
AA455369	SLC9A1	solute carrier fam	-0.014091217	-0.025504329	-0.010779242	-0.006471075	-0.012033298	-0.009565242	-0.010026138	-0.012190214	-0.01678128	-0.001145515	0.01703932	-0.001967944	0.008914198
AW009769	TFF1	trefoil factor 1 (br	-0.008206191	-0.02045224	-0.008229375	-0.00168258	-0.010798012	-0.025512402	-0.020144851	-0.025671939	-0.023251275	0.004858904	0.013820865	0.003137301	0.006090429
AA160783	FAT	FAT tumor suppr	0.008963891	0.001598097	0.001258525	0.01271015	-0.005755325	0.0184596	0.025072294	0.00620933	-0.001240747	-0.004722685	-0.010008131	-0.001547727	-6.18194E-06
AA626356	USP18	ubiquitin specific	-0.002129398	0.001156887	-0.000780687	0.009545455	0.00535096	0.002483926	-0.004696926	-0.004856243	0.006238161	-0.005108776	-0.010297794	0.016063492	-0.000119063
AA977417	ALDOB	aldolase B, fructo	-0.001609636	-0.001539256	-0.006819375	-0.0074895	0.000362039	0.008363414	-0.006193751	0.007319303	0.000343572	-0.009322844	-0.004525726	0.027400294	0.01369255
H72098	ALDOB	aldolase B, fructo	0.000173581	-0.00587542	-0.005886121	-0.003297106	-0.000107824	0.007465066	-0.000362971	0.005289382	-0.001014885	-0.00800485	0.005176622	0.02664002	0.009541732
AA459122	PCCB	propionyl Coenzy	-0.003951269	-0.010995987	-0.010064482	0.007504752	-0.00416945	-0.011273351	0.007299291	-0.007829967	0.006831373	-0.006364013	-0.001178366	0.023823409	0.003177817
AA211508	ZNF36	zinc finger protei	-0.00848082	0.01061239	-0.00532344	-0.005886433	-0.000280039	0.01539127	0.007050632	-0.003688642	-0.013296985	-0.003952534	-0.003594551	0.009848981	0.008029314
H73241	VIPR1	vasoactive intesti	-0.005924724	0.00994949	-0.006945467	-0.005887032	-0.000730724	0.005843094	0.007213811	-0.003462734	-0.011526476	-0.006027885	-0.004528303	0.010104722	0.0124351
AI623883	MUC3B	mucin 3B	0.003296471	0.016580983	0.001961104	0.005069459	0.017203932	0.006146933	-0.000202376	0.001599821	-0.001962511	-0.002775767	-0.019773016	0.013333622	0.0031309
AA487488	CLDN7	claudin 7	0.011542596	0.013635498	0.011736238	0.017329293	0.010151682	0.013777287	0.011340127	0.008366792	0.004391912	-0.0013974	-0.018024011	0.013451806	0.002952133
AA699679	NR1I2	nuclear receptor	-0.000681982	0.00438687	0.01017531	-0.007134905	0.001660576	0.002381873	-0.003364548	0.011614323	-9.99186E-05	-0.007581691	-0.021087693	0.014150521	0.006726871
AA884167	ANXA13	annexin A13	-0.000936015	-0.002327875	-0.001253653	-0.003849906	0.001092337	-0.001074341	0.001521339	-0.000417263	0.005509979	0.000412099	-0.025244352	0.012897107	-0.008453334
AA702640	DDC	dopa decarboxyla	0.004582031	-0.006461391	-0.004449014	-0.003466309	0.011040574	-0.001350234	0.008760413	-0.003192598	-0.001186252	0.018060684	0.006671826	0.031435103	0.002401875
AI817883	MYO1A	myosin IA	-0.004501164	-0.011147553	-0.012744559	-0.000583565	-0.000603917	-0.008826759	-0.007483847	-0.005315748	0.006284057	-0.012588544	-0.000203145	0.021044587	0.002700378
AA846573	PLCB3	phospholipase C	0.006334106	-0.00270627	0.008634307	0.009509522	-0.003354612	-0.001803684	0.011412398	0.003044899	-0.001183624	-0.009592516	0.001523779	0.014982449	0.003215418
N73958	SCYA25	chemokine (C-C	-0.001636029	-0.00268187	-0.004223194	-0.001557392	0.001240101	-0.000654098	-0.002769556	0.005054876	-0.007024893	-0.008898003	-0.015143101	0.024590902	0.008367649
AW009320	CDX1	caudal type home	0.004870683	0.017784223	0.013715707	0.011278328	-0.00277553	-0.001647091	0.017218498	0.023920661	0.011081651	-0.004406049	-0.011960358	0.011797861	0.003814537
AA453512	DGAT1	diacylglycerol O-a	-0.012519028	-0.000533233	-0.009745516	0.018477143	0.005982673	-0.002052712	0.006195577	0.000534914	0.001059011	-0.002755817	0.002090907	0.02374096	0.000483559
AA778392	BENE	BENE protein	0.007863711	-0.006968616	-0.001245822	0.007648161	0.001459456	0.00012519	0.000803402	-0.007197819	-0.005074643	0.00331137	-0.007892333	0.019236939	0.00384595
AI433336	VIL1	villin 1	0.01147686	0.000182981	0.014100343	0.000877952	0.00732885	-0.008288841	0.004815933	0.008559848	0.00379967	0.013938507	-0.010680517	0.017387709	0.004620286
AA876039	VIL1	KIAA1594 protein	0.008674413	0.001896174	0.015675372	-0.00047717	0.007001158	0.005906839	0.00376089	0.013139831	0.007289023	0.013987789	-0.009349555	0.018984173	0.003793223
AI078794	SLC5A1	solute carrier fam	-0.006308333	0.001636731	0.0091063	0.00341143	-0.00139764	0.001726661	0.010577579	0.002032436	0.003193738	0.002359002	-0.009701361	0.0283508	0.012031105
W84773	ABCG2	ATP-binding cass	0.000910999	0.000708125	-0.005114703	-0.003989345	0.005702865	0.004941492	-0.005716243	0.021832231	-0.01219552	-0.007882903	-0.012744505	0.022015866	-0.003325302
AF098951	ABCG2	ATP-binding cass	0.000688871	-0.001153121	-0.002871906	-0.002467777	0.004066963	0.007329025	-0.009859121	0.024308689	-0.009012822	-0.004759153	-0.017140649	0.020849839	0.001955084
W70234	DPP4	dipeptidylpeptida	0.008483605	-0.00922243	0.02175236	-0.000508088	0.002817685	0.00340218	0.007286831	0.004396408	0.004178076	0.000883018	-0.019617827	0.024069306	-0.005466578
AA421278	MTP	microsomal trigly	-0.002746231	-0.00306702	-0.004675425	-0.002411002	0.000705855	0.002489497	-0.007464553	0.001541343	-0.000307059	0.001787668	-0.006561968	0.028848736	0.008041595
T61078	CPS1	carbamoyl-phosp	-0.003800366	0.017415096	-0.003796124	0.021970095	0.005296122	0.010295899	-0.004422947	0.00890179	-0.002547767	0.00889004	-0.012925487	0.0110615	0.011000039
AI433892	CLDN15	claudin 15	-0.001548113	0.00216784	-0.005056147	-0.001118282	2.59127E-05	-0.005541441	-0.005553936	-0.00287359	-0.003098934	-0.005594533	-0.00969842	0.016204642	0.008376872
N30191	CCK	cholecystokinin	-0.00904886	-0.002302245	-0.00772017	0.002453469	0.00121678	-0.000747355	0.035218035	0.000964958	0.021291007	-0.004110267	0.004254236	0.009958712	0.00075255
AI377843	DCC	deleted in colorec	-0.004363567	-0.012478017	-0.00652422	-0.008725883	0.005911622	0.006281355	-0.002209494	-0.010125477	-0.008445254	-0.008897068	-0.016395576	0.006709416	0.003108064

Acc no	Symbol	Name	ab003 D	ab214 M	ab211 D	ab215 D	ab060 IM	ab121 D	ab182 I	ab034 M	ab054 D	ab131 D	ab166 D	ab049 I	ab078 D
AA862813	COX8	cytochrome c oxi	0.007569801	-0.002218441	-0.002461395	-0.021993731	-0.014374725	-0.012263626	0.007802233	-0.00688943	-0.014331234	-0.01291692	-0.011617747	-0.000669101	-0.017280082
AA634381	NDUFS3	NADH dehydroge	0.009413299	-0.010471914	-0.002624316	-0.016718637	-0.009457103	-0.021344567	0.00955085	0.007258351	-0.006887799	-0.004839585	-0.008353649	-0.006587815	-0.011925573
AA922326	NDUFV2	NADH dehydroge	-0.002601867	-0.002925366	-0.011563161	-0.012914993	-0.003049185	-0.01690712	-0.004999582	-0.009966851	-0.012821592	-0.006050724	-0.011144192	-0.01909577	-0.016053434
N71160	COX6B	cytochrome c oxi	-0.025953528	-0.008587348	0.001212739	-0.023627836	-0.012434668	-0.014930865	-0.007141411	-0.00146693	-0.013996234	-0.0101769	-0.002653925	-0.006289258	0.011332067
AA496348	PDCD8	programmed cell	0.001992185	-0.000181214	-0.000393732	-0.015135306	-0.000623863	-0.013406742	-0.000320739	-0.008797432	-0.020436081	-0.0085245	-0.005021298	-0.005385515	-0.006213151
H68845	PRDX2	peroxiredoxin 2	-0.010135722	-0.013739954	-0.001131015	-0.014243472	-0.003267218	-0.004128463	-0.009631884	-0.023390784	-0.010301103	-0.0044661	-0.00182273	-0.015373243	-0.009745887
AA401686	GHITM	growth hormone	-0.01373097	0.005379625	0.00721502	-0.014185777	-0.001412721	-0.006788207	-0.013667227	-0.015864781	-0.003532823	-0.010888493	-0.004075717	-0.025338322	-0.013338021
AA664101	ALDH1A1	aldehyde dehydr	-0.01679249	-0.00708635	-0.012199485	-0.011389291	-0.000647334	-0.013874405	-0.008219043	-0.007856849	-0.001128348	-0.00669996	-0.006492707	-0.014600139	-0.000427484
AA453765	ATP5F1	ATP synthase, H	0.001751422	0.001449793	-0.000492806	-0.01575437	0.001069225	-0.009659564	-0.009529059	-0.01298408	-0.010881793	-0.006725456	-0.006741908	-0.0024174	-0.014200651
AA046701	ATP5G1	ATP synthase, H	-0.002956371	-0.003577757	0.003848497	-0.014797077	-0.007044865	-0.003918608	0.008068542	-0.022701549	-0.012496176	-0.00463979	-0.00485325	0.002209803	-0.020498461
AA111999	NDUFA1	NADH dehydroge	-0.013171277	0.000359756	0.008727201	-0.016645228	-0.012396586	-0.011655911	0.000438046	-0.007630275	-0.015481072	-0.002469001	0.000710681	-0.025753961	-0.011271664
AA482243	COX6A1	cytochrome c oxi	0.004432674	-0.00969092	0.009732225	-0.022327739	-0.007514546	-0.012500167	-0.001918241	-0.012646098	-0.017282688	-0.008151747	-0.002308796	-0.00183337	-0.019253014
AA425666	TPBG	trophoblast glyco	-0.009924994	-9.35636E-12	0.003848996	-0.020302794	-0.002995478	-0.014470976	-0.003797106	-0.007936728	-0.020127611	-0.004350708	0.000565517	-0.014865056	-0.007545718
AA644234	ATP5C1	ATP synthase, H	0.010087875	0.010387071	0.007067945	-0.01947111	-0.00752072	-0.00132516	-0.017097513	-0.005947946	-0.013437608	-0.008538464	-0.002827711	-0.016805037	-0.014057924
AA133191	QP-C	low molecular ma	-0.002598349	-0.000904686	0.00612259	-0.006081556	0.000745714	-0.006203078	0.0033823	-0.013045972	-0.012922877	-0.000587743	0.002258063	-0.019034167	-0.010163184
AI002403	COX7A2	cytochrome c oxi	-0.008780884	-0.008987861	-0.005455359	-0.014394926	-0.006218129	-0.007494789	-0.005707168	-0.000925896	-0.009679308	-0.003582534	-0.003224037	-0.00059054	-0.010165992
AW054890	COX5B	cytochrome c oxi	-0.002918055	0.00837482	-0.001790916	-0.010652229	-0.013805967	-0.017541757	0.007762662	0.002883683	-0.004635931	-0.00664001	-0.000968219	-0.019129207	-0.006904746
AA491224	COX5A	cytochrome c oxi	-0.000188447	0.000374265	-0.000628177	-0.020423348	-0.009177654	-0.008045819	0.000735755	-0.0169236	-0.020637768	0.001428019	0.003027104	-0.021746504	-0.00074691
AA404486	SLC25A5	solute carrier fam	-0.000654347	0.001373627	0.009841633	-0.019392826	-0.003164744	-0.013072777	-0.005975129	0.00041619	-0.009129247	-0.009414286	-0.003425011	-0.008843119	-0.01144677
H47080	ATP5G3	ATP synthase, H	0.012734822	-0.001407036	0.001923538	-0.012697082	0.000918561	-0.000309267	-0.019873006	-0.019807307	-0.004474389	-0.002882797	-0.002479827	-0.008688659	-0.021693559
T62865	AKR7A2	aldo-keto reducta	-0.003357211	0.006786402	-0.016227535	-0.010008034	-0.00345403	-0.005819624	-9.17537E-05	-0.003841372	-0.00711491	0.001832202	-0.003750502	-0.012072701	-0.014710605
W45148	ACP1	acid phosphatase	0.005677691	-0.007587482	-0.007624562	-0.015249859	-0.006760924	-0.010246232	-0.003168108	-0.005996111	-0.012804517	-0.006957958	0.002473433	-0.002103674	-0.024564924
AA629719	COX7C	cytochrome c oxi	-0.009385861	0.007838229	0.005508961	-0.020644061	-0.008870434	-0.009057454	-0.014389162	-0.007621577	-0.006483573	-0.005659895	0.002596527	-0.01491507	-0.010644563
T48864	ACP2	acid phosphatase	-0.010878158	-0.013347165	-0.010335821	-0.018069105	-0.006576062	-0.012847167	-0.023224746	-0.011869664	-0.00245759	0.004092015	0.001979016	0.011772776	-0.021983926
N49405	NEDD8	neural precursor	-0.00639557	-0.007614148	-0.004761796	-0.007525005	-0.001135579	-0.005584998	-0.012849108	-0.002535747	-0.001646932	0.003166153	0.007707182	0.000651321	-0.005989462
AA458838	PMAIP1	phorbol-12-myris	-0.016036411	-0.012350601	-0.01126802	-0.021758769	-0.002155079	-0.007381794	-0.014516346	-0.011829507	-0.010740877	-0.003904738	-0.002620645	-4.72841E-06	-0.022739054
AA156571	AARS	alanyl-tRNA synt	-0.008747859	-0.010296862	-0.008666021	-0.009259612	-0.003410065	-0.006492503	-0.00824501	-0.00842965	-0.004868618	-0.00045128	0.000156318	-0.008159359	-8.0106E-06
AA099855	COX17	COX17 homolog,	0.000730843	0.005130256	-0.013392689	-0.008256736	-0.008346873	-0.017711849	-0.002587664	-0.003168621	-0.007460347	-0.010365318	-0.009963584	-0.020826546	-0.016440382
NM_006094	NM_006094	deleted in liver ca	0.00633074	-0.007023822	-0.01396139	-0.017637115	-0.001353899	-0.012329834	-0.00466698	-0.007230956	-0.001554703	-0.001790254	-0.011052162	-0.01302836	-0.010188217
AA126313	ATP5L	Data not found	0.001091359	-0.004702608	-0.003012437	-0.019450016	-0.002794994	-0.007917082	0.002508958	0.000211313	-0.005298804	-0.006641497	0.001678149	-0.010988322	-0.00740677
AA431433	ATP5I	ATP synthase, H	-0.011189309	-0.008168228	0.00047878	-0.015539588	-0.016077977	-0.014873666	-0.011518711	0.000815823	-0.011658462	-0.007364398	-0.012287405	-0.002743537	-0.001102164
AA504489	KIAA1040	KIAA1040 protein	-0.000504448	-0.006150548	-0.002947851	-0.021812521	-0.00288563	-0.012545916	-0.003272615	0.019687637	-0.001382687	-0.00072073	-0.005214309	0.005421366	-0.001231866
AA460251	NDUFC1	NADH dehydroge	-0.004439563	-0.002234966	-0.010708321	-0.016304357	-0.009075863	-0.001326872	0.001813088	0.006800348	-0.012196949	-0.000449977	-0.006675348	-0.009621804	0.004172419
AA425211	NDUFA2	NADH dehydroge	-0.012911254	0.009608533	-0.006962745	-0.007846602	-0.013139705	-0.010523073	-0.006704987	0.009913451	-0.00102519	-0.004730536	6.58932E-05	-0.003703464	0.00220426
AA680322	NDUFA4	NADH dehydroge	-0.000366537	0.006264879	0.000575026	0.004318003	-0.020876457	-0.009027592	8.3495E-05	-0.002136563	-0.00249661	-0.011485948	-0.009497542	-0.003838809	-0.00752853
H93508	DKFZP566K023	DKFZP566K023	0.003287733	-0.00033653	-0.016993219	-0.007834509	-0.003852965	-0.000629804	-0.01350309	0.007312598	-0.004341847	0.004560281	-0.007039407	0.003389685	-0.005224774
H72723	H72723	ESTs, Highly sim	-0.005028926	0.000256996	-0.006101141	-0.001459734	-0.006377889	-0.005989391	-0.013143518	0.004789063	-0.006549911	-0.007188376	0.000249763	-0.008413659	-0.006186043
AA156031	MT2A	metallothionein 2	0.000337778	-0.003327461	-0.010993683	-0.001323732	-0.008658795	-0.0080527	-0.015083409	0.000168593	-0.004624277	-0.002963653	-0.001278258	-0.002555837	-0.008113687
AA999679	PCDHGA8	protocadherin ga	-0.002478287	-0.003559742	-0.010492175	-0.007687514	-0.007506104	-0.006692345	-0.011875779	0.00669817	-0.006235881	-0.005634387	0.000545663	-0.008075015	-0.00152494
AA872383	MT1E	Homo sapiens, S	-0.004422432	-0.00164732	-0.009897615	-0.006158604	-0.0087036	-0.005832421	-0.012833944	0.000876361	-0.004005549	-0.007166774	0.001323448	-0.003866531	-0.003816807
H53340	MT1G	metallothionein 1	-0.003330294	0.002829491	-0.007028567	-0.002876059	-0.009706962	-0.004514656	-0.009148389	0.00199704	-0.006869019	-0.004811046	0.003657821	-0.006843482	-0.005002658
N55459	RNAHP	Homo sapiens, R	-0.004117582	0.001960343	-0.005828944	-0.00416582	-0.008745452	-0.005969488	-0.010926644	0.001746887	-0.005924034	-0.006615251	0.002724899	-0.006725075	-0.0056244
H77597	MT1H	metallothionein 1	-0.004067595	0.001410371	-0.007644404	-0.005619177	-0.009942117	-0.006549967	-0.012157352	0.000754549	-0.007035913	-0.005339495	0.001194317	-0.008511781	-0.007354138
H45668	KLF4	Kruppel-like facto	-0.002615179	0.000407177	-0.00953515	-0.002028764	0.002977255	-0.014717159	-0.01045629	-0.005825567	0.000630404	-0.001381316	-0.000851805	-0.016084925	-0.003125819
H14359	ELF4	E74-like factor 4	0.006001334	0.005327236	0.001313455	0.001302117	1.61208E-05	-0.010297895	0.000492262	-0.009114507	-0.002897451	-0.007301935	-0.015702788	-0.002965489	-0.002684253
AA278134	SEC24A	SEC24 related ge	-0.002711906	0.007240334	0.005825594	0.007383649	0.020912161	-0.005884179	-0.000154896	0.023041343	-0.010370519	-0.008475337	0.005979652	-0.007950324	0.003271697
N95495	LOC51128	GTP-binding prot	-0.004969997	0.010121098	-0.005875008	0.002450629	0.01138798	-0.015987667	-0.004424038	0.012164656	-0.013563571	-0.005550158	0.005748432	2.99177E-05	5.47268E-06
AI721225	CEACAM4	carcinoembryonic	0.022235764	0.027831041	-0.001625972	-0.00124208	0.016447414	0.005172162	0.016420461	0.004823311	-0.015421015	-0.005984827	0.00917388	-0.005478036	0.011272904
W51985	PSG5	pregnancy specif	0.024626703	0.017662449	0.005300163	-0.005640968	0.013748051	0.010715665	0.019128631	0.01161134	-0.012296918	-0.017105535	0.007547395	-0.003720266	0.017324235
H69561	MAN2A1	Homo sapiens m	0.011871831	0.020687154	0.008350954	0.006153632	0.018086166	0.007294352	0.028971801	0.002522258	-0.007334475	-0.006422597	0.015539393	0.005671645	0.020289152
AA054073	CEACAM6	carcinoembryonic	0.013048037	0.019109609	0.008933504	0.005216621	0.017607978	0.006391818	0.02979936	0.003243513	-0.009548311	-0.007345897	0.015530786	0.004272839	0.020784585
AA058357	CEACAM7	carcinoembryonic	0.014520523	0.017240404	0.003907537	0.000246499	0.01600253	0.005362309	0.030583945	0.010808918	-0.00327484	-0.008733715	0.013608528	0.003305817	0.018020891
N54494	CPB2	carboxypeptidase	0.019925346	0.01963567	0.007614665	-0.000585532	0.01309805	0.012621368	0.016975878	0.005905811	-0.007604373	-0.006241455	0.01247941	0.004277931	0.014649988
T95747	PSG1	ESTs, Highly sim	0.019914476	0.020345121	0.007319847	0.002263751	0.014498824	0.007270291	0.02083613	0.007542112	-0.006191563	-0.009802729	0.012507998	-0.000655814	0.015537539
R73909	PSG11	pregnancy specif	0.01875461	0.021060343	0.005543333	-0.002971999	0.010570563	0.008801553	0.020695083	0.009722205	-0.009637451	-0.007201148	0.012503841	-0.000448544	0.013778054
M33666	PSG6	pregnancy specif	0.020012507	0.019514731	0.007660505	-0.001045049	0.016709124	0.011930753	0.019687954	0.005729203	-0.006755115	-0.007464308	0.008561662	-0.000378047	0.016756502
AA130584	CEACAM5	carcinoembryonic	0.020712565	0.01945665	0.009218432	0.000544092	0.013007073	0.010162771	0.018182097	0.008074531	-0.004792425	-0.004582048	0.011794033	0.004213858	0.016738546
R70868	R70868	Data not found	0.019750825	0.019033035	0.005274974	-0.004198485	0.014583786	0.012040759	0.016419924	0.008158793	-0.009033197	-0.006766026	0.011868927	0.002387675	0.018284355
H90219	IMPA1	inositol(myo)-1(o	0.021982159	0.020018519	0.006603129	0.000610495	0.014731258	0.011045928	0.014199944	0.006551774	-0.010093758	-0.006876225	0.011364193	-0.001369662	0.015752809
AA406571	CEACAM1	carcinoembryonic	0.030441729	0.021711429	0.002068045	0.006247133	0.014127105	0.000943318	0.003587324	0.004035434	-0.010972061	-0.016009941	0.006989846	0.00324843	0.004464475

Acc no	Symbol	Name	ab003 D	ab214 M	ab211 D	ab215 D	ab060 IM	ab121 D	ab182 I	ab034 M	ab054 D	ab131 D	ab166 D	ab049 I	ab078 D
AI887514	VILL	villin-like	-0.001195641	0.0013523	-0.00815752	-0.005751053	0.012793738	-0.014470925	0.008122994	-0.003603954	-0.007330667	0.000531285	-0.000882134	-0.002598881	0.000533116
R32848	S100P	S100 calcium bin	-0.003325516	0.003874008	-0.019437413	-0.000259012	-0.002764646	-0.00754671	-0.006368429	-0.00049661	-0.004942164	-0.000985751	-0.005566338	-0.022061477	-0.003404373
H94487	CTSE	cathepsin E	-0.004057775	-0.013919223	-0.024232332	-0.011990078	0.003848682	-0.006656127	0.002312095	0.005960281	-0.00531235	0.000789296	0.003248492	0.001325728	0.005890685
AA886199	KIAA0452	chromosome 1 o	0.00274325	-0.002298711	-0.008926385	-0.004064437	0.006155099	-0.002719967	-0.001254887	0.006090037	-0.004540891	-0.00979782	-0.010470455	-0.014051333	-0.003251349
AA280832	GALE	galactose-4-epim	-0.001546608	-0.002493914	-0.018614622	-0.00443161	0.001518585	-0.015757435	-0.020098789	0.003987924	-0.00124728	0.001706961	-0.006603389	-0.007560124	0.002931934
AA455369	SLC9A1	solute carrier fam	-0.005735818	-0.000567983	-0.013813389	-0.005044503	0.001916682	-0.009955739	0.002256373	0.007977822	-0.001095988	-0.008186081	-0.002680983	-0.009531099	0.000234935
AW009769	TFF1	trefoil factor 1 (br	-0.00715299	-0.013757855	-0.006712969	-0.001348347	0.00452133	-0.011410701	-0.004199176	0.003565433	0.002155465	0.001796544	0.000258235	-0.009705387	0.007127095
AA160783	FAT	FAT tumor suppr	0.011519674	0.008623434	0.002541905	0.00035038	0.020989559	0.001911696	0.007571615	0.012044313	-0.000654866	0.00102934	0.003288145	0.010733459	0.008917927
AA626356	USP18	ubiquitin specific	0.014586324	0.012290204	0.011466046	0.001675742	0.022809327	-0.004662902	0.008064476	0.022090668	0.009908732	0.007920591	0.016136655	-0.003183783	-0.006191867
AA977417	ALDOB	aldolase B, fructo	0.005547611	0.007282331	0.014368991	0.005011051	0.02887546	-0.0028552	0.012182786	0.000284826	-0.00084015	0.001638855	0.033175824	0.004011041	-0.00433016
H72098	ALDOB	aldolase B, fructo	0.004348793	0.005050796	0.012599339	-0.00198905	0.027474179	-0.002264055	0.010667303	-0.001440467	-0.007922446	0.001999952	0.037526239	0.000906953	-0.001034471
AA459122	PCCB	propionyl Coenzy	0.014596569	0.000811603	-0.000780523	-0.004427257	0.030877874	-0.005644685	-0.001680119	0.002684585	0.004663689	-0.003781293	0.026687998	0.009933313	-0.006347434
AA211508	ZNF36	zinc finger protei	0.002359834	-0.002397809	0.002433164	0.001756341	0.00289736	-0.01101094	0.023534999	-0.008951447	-0.006919372	-0.005056049	0.013834483	-0.003483872	0.004189593
H73241	VIPR1	vasoactive intesti	0.00626977	0.008244728	0.004921913	0.006186994	0.013287184	-0.003602957	0.030616818	-0.006163948	-0.006546052	0.001074355	0.020166116	-0.01512407	9.57014E-05
AI623883	MUC3B	mucin 3B	0.016303922	0.014463977	0.002977022	-0.010712241	0.020274172	-0.002723588	0.023725273	0.007236937	-0.01694479	-0.001799128	0.018170707	0.002663321	0.00087969
AA487488	CLDN7	claudin 7	0.015479683	0.020386272	0.0116622	-0.003538478	0.011117454	0.004466039	0.013381078	0.003619042	-0.00603717	0.009919798	0.014216908	0.001251503	-0.002485153
AA699679	NR1I2	nuclear receptor	0.004124349	0.030716571	0.017248177	0.004512509	0.01562248	0.013518008	0.028940367	0.002556037	0.016182284	0.013936178	0.029707605	0.007330491	0.004213273
AA884167	ANXA13	annexin A13	0.016190913	0.029359363	0.018067721	0.001410675	0.020311745	0.00490162	0.004986827	-0.0016957	0.017962763	0.003540116	0.025488476	0.008316617	0.008347834
AA702640	DDC	dopa decarboxyla	0.002064913	0.015902888	0.017993583	-0.002068915	0.015068738	0.010183814	0.005317394	0.009870521	0.006085971	0.011843079	0.014012182	0.008808374	0.008563245
AI817883	MYO1A	myosin IA	0.008199418	0.010877598	0.018010488	-0.004686958	0.022183759	-0.001882906	0.016552705	0.007996235	-0.004812125	-0.00180808	0.020453385	0.005290395	-0.000215955
AA846573	PLCB3	phospholipase C	0.006993219	0.008887408	0.016507603	-0.008169194	0.016963585	0.006149045	0.021690932	-0.009703516	-0.001955125	0.009977027	0.018058849	0.012534535	0.003043195
N73958	SCYA25	chemokine (C-C	0.001885621	0.00137939	0.003423561	0.00851268	0.021898112	-0.006173689	-0.001237159	-0.000670602	-0.004408485	-0.007476512	0.01489865	-0.002303152	0.000536627
AW009320	CDX1	caudal type home	0.014252117	0.012190876	0.032973594	0.003428751	0.02180548	0.001654468	0.00338749	0.007929406	0.001237989	0.001397565	0.019432574	0.005509686	0.002927783
AA453512	DGAT1	diacylglycerol O-a	0.004083987	0.012004863	-0.000509582	-0.010892479	0.023656366	0.007743035	0.005743871	0.005220791	0.006279109	0.018044859	0.025748961	0.004248933	-0.0038894
AA778392	BENE	BENE protein	0.016675051	0.016070197	0.00683922	0.008129171	0.021557316	0.005091962	0.024975228	0.013670547	0.000464914	-0.003273603	0.021954666	0.002363306	-0.008220594
AI433336	VIL1	villin 1	0.014541922	0.008307772	0.014403714	-0.001070304	0.01881124	-0.000421939	0.008979683	0.004568511	0.001183991	0.004554984	0.01558606	0.015810449	-0.000285726
AA876039	VIL1	KIAA1594 protein	0.012205955	0.006988598	0.014966122	-0.003644194	0.02133879	0.002240762	0.009502868	0.002565936	0.000915457	0.003668686	0.016096874	0.018595825	-0.000347441
AI078794	SLC5A1	solute carrier fam	0.014934524	0.013692324	0.007622378	0.008235298	0.032607532	0.006489485	0.014086809	0.00227453	-8.75707E-06	0.002405143	0.029845421	-0.006056923	0.004962642
W84773	ABCG2	ATP-binding cass	0.00396033	0.005889217	-0.005329705	0.014538008	0.029470978	0.001369456	0.006636481	0.013408171	-0.000843346	-0.00112796	0.029470677	0.004450501	-0.001171461
AF098951	ABCG2	ATP-binding cass	0.000386012	0.000225952	-0.002275233	0.00875381	0.024804503	0.000169608	0.012274966	0.012709428	0.00033538	0.002074407	0.025693989	0.005729952	0.002541721
W70234	DPP4	dipeptidylpeptida	0.011847937	0.010293309	0.019010549	-0.001173217	0.026106932	0.000940825	0.005176306	0.018502842	0.010073573	-0.00679849	0.019357438	0.017867085	-0.001232615
AA421278	MTP	microsomal trigly	-0.002107389	-0.002585272	0.003876484	0.007012577	0.038054897	0.006309933	0.006654663	0.005630446	-0.00150032	-0.005425815	0.033939257	0.005523793	0.003536598
T61078	CPS1	carbamoyl-phosp	0.012584768	0.013995678	0.005787231	0.004999421	0.016121428	0.015844493	0.035924154	0.023020933	0.025270115	0.030098845	0.019343241	-0.001427862	0.010033645
AI433892	CLDN15	claudin 15	0.007661128	0.022421008	0.029112297	0.001744701	0.019230416	0.010870497	0.035591845	0.011926339	0.004925877	0.009112713	0.026231172	0.013054649	0.001520831
N30191	CCK	cholecystokinin	0.002594125	-0.000313953	-0.006617295	-0.000486218	0.026777961	-0.004644586	0.007477439	-0.000715788	0.007164624	-0.003913816	-0.01764018	-0.002621748	-0.000403159
AI377843	DCC	deleted in colorec	0.009746812	-0.000694055	-0.004737251	0.010300335	0.016970262	-0.010582191	0.003865673	0.004648635	-0.001024868	-0.006503314	0.015200917	-0.006823009	0.025800532

Acc no	Symbol	Name	ab184 D	ab151 D	ab193 D	ab195 D	ab076 D	ab103 D	ab113 D	ab156 IM	ab069 IM	ab181a I	ab073 D	ab105 D	ab093 D
AA862813	COX8	cytochrome c oxi	-0.013452678	-0.019485551	-0.013711116	-0.017130158	-0.017279225	-0.016833095	-0.005789129	-0.00893683	0.00659317	-0.013935907	-0.002566006	-0.000948499	-0.002902721
AA634381	NDUFS3	NADH dehydroge	-0.010083925	-0.004101179	-0.013643762	-0.018211069	-0.016992908	0.000445305	-0.000974488	-0.004425712	0.013666663	-0.015597472	-0.000400316	0.015278457	0.003605719
AA922326	NDUFV2	NADH dehydroge	-0.00972154	-0.015045552	4.36217E-05	-0.009577055	-0.018917935	-0.008229837	-0.015978515	0.000802845	-0.017899879	-0.009138113	-0.001892834	-0.008771979	0.002400413
N71160	COX6B	cytochrome c oxi	-0.003390195	-0.003536845	-0.015132106	-0.014267059	-0.01794791	-0.005635098	-0.011045887	-0.006859412	0.000368142	-0.017357521	-0.010580206	0.010536119	-0.002001959
AA496348	PDCD8	programmed cell	-0.006889472	-0.011334178	-0.00933569	-0.009246946	-0.012680053	-0.002708035	-0.008556383	-0.002832826	0.006048782	-0.004434987	-0.008564996	0.007956642	-0.004903474
H68845	PRDX2	peroxiredoxin 2	-0.007970458	-0.03118657	-0.000417267	-0.003900163	-0.014938496	-0.008713388	-0.018789454	0.001971227	0.007652776	-0.011528801	-0.006838747	0.011829729	0.005691764
AA401686	GHITM	growth hormone	-0.006436443	-0.017142677	-0.004409214	-0.004721456	-0.012057023	-0.006306384	-0.015311873	-0.001219355	-0.004416387	-0.008040698	-0.002654171	-8.72878E-05	0.004562488
AA664101	ALDH1A1	aldehyde dehydr	-0.009405471	-0.004122865	-0.011867184	-0.012301797	-0.011921569	-0.01497003	-0.005225078	-0.009706482	0.004561588	-0.002275572	-0.008236051	0.001576634	0.000156417
AA453765	ATP5F1	ATP synthase, H	-0.007641418	-0.020023745	-0.005822832	-0.003440359	-0.015697666	0.005690755	-0.012675972	-0.005670469	0.010531458	-0.00683547	-0.008902166	0.009435109	-0.008854455
AA046701	ATP5G1	ATP synthase, H	-0.018385846	-0.015497512	-0.002085806	-0.008359925	-0.015644044	0.006894964	-0.008949148	-0.012167609	0.00261471	-0.007572348	-0.008442916	0.008805547	-0.001596494
AA111999	NDUFA1	NADH dehydroge	-0.005832723	-0.013133335	-0.001384562	-0.010679879	-0.01104268	-0.004126011	-0.010576044	-0.000988153	-0.009274575	-0.01642979	-0.002180727	0.004921021	-0.005026012
AA482243	COX6A1	cytochrome c oxi	-0.012750871	-0.020753877	-0.013289182	-0.009851601	-0.019763212	-0.008465849	-0.019406064	-0.008650414	0.010653682	-0.003523486	-0.021086413	0.009439456	-0.011377554
AA425666	TPBG	trophoblast glyco	-0.008459359	-0.012674567	-0.011917226	-0.011728175	-0.019827764	0.000490035	-0.019818269	-0.011313904	0.004839956	-0.013282294	-0.014757511	0.006511247	-0.01196395
AA644234	ATP5C1	ATP synthase, H	-0.010771624	-0.009908218	-0.00689915	-0.008794566	-0.020050615	-0.003421428	-0.012627371	0.004199376	0.000993881	-0.013520939	-0.011744699	0.003113046	0.002864134
AA133191	QP-C	low molecular ma	0.000215681	-0.002569399	0.000434491	-0.009500302	-0.00899359	-0.00269881	-0.009934874	-0.001463885	-0.003543795	-0.00410478	-0.008018123	-0.00312494	-0.001696706
AI002403	COX7A2	cytochrome c oxi	-0.005423281	-0.01640549	-0.009509942	-0.014062915	-0.008314902	-0.007912574	-0.0118039	-0.006310287	0.004277003	-0.011151942	-0.002473736	0.002929964	0.003414212
AW054890	COX5B	cytochrome c oxi	-0.019908655	-0.01189037	-0.005490038	-0.005174442	-0.016610007	-0.006478748	-0.012159726	0.00089493	0.002876269	-0.01353787	-0.010128857	0.008364639	-0.000845667
AA491224	COX5A	cytochrome c oxi	-0.008969738	-0.012060687	-0.008673797	-0.002651957	-0.013727552	0.005220802	-0.019917334	-0.002871118	0.001238835	-0.004028029	-0.000991697	0.006023237	-0.008370886
AA404486	SLC25A5	solute carrier fam	-0.007236836	-0.016179927	-0.01111903	-0.016964844	-0.005804532	-0.003198047	-0.021495592	-0.01386428	0.013625043	-0.013504287	-0.012455377	0.011149935	-0.00250797
H47080	ATP5G3	ATP synthase, H	-0.016081592	-0.012563929	-0.012147808	-0.026166893	-0.015654178	0.003479265	-0.023986819	-0.001967293	-0.00283809	-0.011266114	-0.012625679	0.002912806	-0.003080522
T62865	AKR7A2	aldo-keto reducta	-0.006119257	-0.009472046	-0.009286187	-0.009288224	-0.015248352	-0.002416737	-0.01103829	-0.011213167	0.00588219	-0.009496694	-0.007747165	0.013115855	-0.007057318
W45148	ACP1	acid phosphatase	-0.019743989	-0.016909294	-0.013650377	-0.020503395	-0.01319776	-0.004338705	-0.001509599	0.0013934	0.003440582	-0.017684034	-0.03253433	0.005836834	0.004571044
AA629719	COX7C	cytochrome c oxi	-0.011096004	-0.0056502	-0.010918201	-0.010413531	-0.00888436	-0.009898168	-0.001163709	0.000609538	0.001394667	-0.015675604	-0.017182374	0.00199471	0.002975621
T48864	ACP2	acid phosphatase	-0.014164197	-0.015456288	-0.005124077	-0.018663788	-0.016473933	-0.002797481	0.003455238	0.004014257	-0.004210178	-0.017636167	-0.009090379	0.007859751	0.008903027
N49405	NEDD8	neural precursor	-0.013125456	-0.010001741	0.00012742	-0.019615297	-0.002473043	-0.002213089	0.000658772	0.014024032	0.004378278	-0.00793771	-0.003143677	0.01134689	0.010922219
AA458838	PMAIP1	phorbol-12-myris	-0.0225051	-0.021667078	-6.39988E-05	-0.011111922	-0.018485119	-0.014913018	-0.007993449	0.005564259	0.006514406	-0.010072892	-0.02064229	0.004949839	0.00604825
AA156571	AARS	alanyl-tRNA synt	-0.005053737	-0.020029114	-0.007137846	-0.010220392	-0.011528113	0.003569994	-0.001680336	0.009566541	-0.0081489	-0.009161864	-0.00527017	0.010025923	0.007096946
AA099855	COX17	COX17 homolog,	0.002045629	-0.0200583	-0.003576953	-0.001101524	-0.013383802	-0.02019433	-0.013618829	-0.001554393	-0.016349387	-0.009914319	-0.019047582	-0.004642449	-0.001865111
NM_006094	NM_006094	deleted in liver ca	0.003518664	-0.017695781	-0.00841986	-0.014536626	-0.007848378	-0.011654074	-0.010348287	-0.00011803	-0.00565676	-0.016228055	-0.009607403	0.000371832	0.003416887
AA126313	ATP5L	Data not found	-0.007450346	-0.016975732	-0.004387551	-0.010488376	-0.010720683	-0.014361205	-0.010000272	0.003873133	-0.003866044	-0.016202938	-0.004496803	0.001158715	0.000587788
AA431433	ATP5I	ATP synthase, H	-0.019601959	-0.013431412	-0.014239687	-0.021297428	-0.000935534	0.004184039	0.009410738	0.001735593	0.000109931	-0.003348976	-0.011381899	0.009681139	-0.001482658
AA504489	KIAA1040	KIAA1040 protein	-0.007617132	-0.012719011	-0.002827396	-0.004970993	-0.008885175	-0.003518276	0.004035801	0.005182416	0.000405305	-0.020117702	-0.003378192	0.010040679	0.004948297
AA460251	NDUFC1	NADH dehydroge	-0.000723843	-0.009250881	-0.012151312	-0.012273632	-0.004676219	-0.004159318	-0.001235484	0.00586596	-0.005271365	-0.011457763	-0.000387305	0.004201275	-0.000716599
AA425211	NDUFA2	NADH dehydroge	-0.008763078	-0.023939975	-0.005192981	-0.011871873	-0.004150846	-0.005715662	0.006400963	0.003703656	-0.002135428	-0.012247615	-0.003770445	0.001756868	0.004049687
AA680322	NDUFA4	NADH dehydroge	-0.006574711	-0.007966105	-0.00068153	-0.003849261	-0.007202652	-0.007673562	-0.005037685	0.00524884	-0.011677811	-0.014485064	0.006966364	-0.00135473	-2.49274E-05
H93508	DKFZP566K023	DKFZP566K023	-0.001162243	-0.005641813	-0.004860131	0.00146771	-0.007399859	-0.001949913	-0.002385301	0.003843924	-0.003295705	0.004705977	-0.002542578	0.004277905	-0.003779883
H72723	H72723	ESTs, Highly sim	0.006416119	0.0002344	-0.008497084	-0.000174154	-0.003493421	-0.003907001	-0.005988071	0.006947255	-0.004173407	0.004261722	-0.006976985	0.005799936	-0.001794189
AA156031	MT2A	metallothionein 2	0.004672085	-0.002184291	-0.005078155	-0.004270921	-0.002016556	0.001234371	-0.000686121	0.011556209	-0.008477256	0.002141718	-0.001976707	0.008186468	-0.000499788
AA999679	PCDHGA8	protocadherin ga	0.003644357	0.001168881	-0.004929532	0.000201214	-0.006198506	-0.002072268	-0.005321512	0.007026903	-0.006073267	0.000306525	-0.003988654	0.007957146	0.00907023
AA872383	MT1E	Homo sapiens, S	0.005209843	-0.000982005	-0.012790408	0.002643281	-0.001573412	-0.004211227	-0.003219303	0.007975626	-0.000987562	0.002979725	-0.002884338	0.007495661	0.001251701
H53340	MT1G	metallothionein 1	0.008968964	0.002830409	-0.010696345	0.001957468	-0.007367635	-0.002189436	-0.006734247	0.002156385	-0.00211863	0.004325141	-0.010883067	0.006937139	-0.002442186
N55459	RNAHP	Homo sapiens, R	0.006769413	0.002163707	-0.00991632	0.001273507	-0.005751558	-0.004244328	-0.006611285	0.003464004	-0.003487515	0.002640173	-0.00710846	0.007164193	-0.002770774
H77597	MT1H	metallothionein 1	0.005667121	0.002887834	-0.010487175	0.001705939	-0.007070704	-0.001338284	-0.005930282	0.003541823	-0.004564147	0.002475512	-0.010183085	0.007334285	0.000111814
H45668	KLF4	Kruppel-like facto	0.012034165	0.003172642	-0.017078856	-0.009954878	-0.011525245	-0.003082259	-0.00435896	-0.003759488	0.010134816	0.014379099	0.005416215	0.008765456	-0.014184251
H14359	ELF4	E74-like factor 4	0.017321852	0.011430804	-0.009749793	0.002230853	0.00161096	-0.008062173	-0.017128175	-0.023363162	-0.000974271	0.011233148	-0.002032275	-0.006989959	-0.016156366
AA278134	SEC24A	SEC24 related ge	0.00181104	-0.002956203	0.000338968	-0.021721232	-0.009885873	-0.001336609	-0.016089105	-0.012992494	0.021604291	-0.009028609	0.00950023	0.009987089	-0.004353011
N95495	LOC51128	GTP-binding prot	-0.004580072	-0.014018695	-0.019124349	-0.033374433	-0.017011619	-0.023246618	-0.006179241	-0.0182966	0.023052782	-0.00305441	0.001937466	0.016102735	-0.014354061
AI721225	CEACAM4	carcinoembryonic	0.023176189	0.00329299	-0.011848702	0.002460115	-0.002708417	0.014923719	-0.00073371	-0.001990765	0.000659975	0.013824856	0.010930418	-3.81745E-05	-0.003509646
W51985	PSG5	pregnancy specif	0.022008303	0.009633974	-6.72743E-05	-0.000509627	0.00646139	0.010761822	0.00301973	0.000352881	0.00292532	0.018192341	-0.000470878	-0.000795325	-0.000837802
H69561	MAN2A1	Homo sapiens m	0.019783374	0.014109992	-0.001894682	-0.006829474	0.00792494	0.008973648	0.011549236	-0.008755913	0.011808694	0.010687064	-0.010009574	0.001649002	0.006208293
AA054073	CEACAM6	carcinoembryonic	0.020432453	0.014214237	-0.004624608	-0.007198065	0.008090725	0.009384781	0.011053809	-0.008823262	0.010324169	0.010387135	-0.009935238	0.002347646	0.00439185
AA058357	CEACAM7	carcinoembryonic	0.025721271	0.00985204	-0.003059741	-0.006201978	0.00346011	0.012519462	0.003958929	-0.005443066	0.008151332	0.008807913	0.005536384	-0.000765847	-0.003705496
N54494	CPB2	carboxypeptidase	0.025085889	0.011938593	-0.007912099	-0.012595181	0.003321784	0.01575871	-0.001911694	-0.004054993	0.007920318	0.01494175	0.006432738	0.001497016	0.000732782
T95747	PSG1	ESTs, Highly sim	0.028257958	0.013467794	-0.001038211	-0.009746147	0.009144061	0.012326896	-0.003640452	-0.005443545	0.013113765	0.011405847	-0.001041124	-0.003198684	-0.008671305
R73909	PSG11	pregnancy specif	0.018093301	0.011453813	-0.007627821	-0.015484677	0.000597425	0.009211929	-0.003191859	-0.010448381	0.010376093	0.009070132	-0.002756626	-0.001833239	-0.003503175
M33666	PSG6	pregnancy specif	0.028113931	0.011331691	-0.003778863	-0.006473691	0.002095817	0.014222574	0.001273513	-0.005483182	0.009559389	0.011635356	0.00866162	-0.001998913	0.001192445
AA130584	CEACAM5	carcinoembryonic	0.025558631	0.012608974	-0.009519479	-0.008076989	0.003024389	0.01290004	-0.00123993	-0.009778838	0.010304703	0.012847701	0.005383085	0.001739197	-0.008349183
R70868	R70868	Data not found	0.027961262	0.010025432	-0.002152939	-0.008153782	0.007668025	0.015857519	0.000333028	-0.001384839	0.014545397	0.012496346	0.012996881	0.001933252	-0.004303699
H90219	IMPA1	inositol(myo)-1(o	0.025580549	0.009061594	-0.004447073	-0.005716599	-6.30564E-05	0.009103182	0.000822386	-0.006847221	0.007132012	0.009898327	0.004571093	0.000853815	-0.00476985
AA406571	CEACAM1	carcinoembryonic	0.024998898	0.00795205	-0.010617683	-0.006784495	-0.003221369	0.009805636	-0.012758454	-0.014128274	0.014408253	0.005026314	0.000407346	0.009186897	-0.004823805

Acc no	Symbol	Name	ab184 D	ab151 D	ab193 D	ab195 D	ab076 D	ab103 D	ab113 D	ab156 IM	ab069 IM	ab181a I	ab073 D	ab105 D	ab093 D
AI887514	VILL	villin-like	0.017578297	0.008167721	-0.01263733	-0.000866874	-0.012143075	0.002778789	-0.006621975	-0.01324088	0.017784203	0.012189976	0.019202792	0.012220244	-0.009747541
R32848	S100P	S100 calcium bin	0.01617666	0.000130224	-0.019831248	-0.005500645	-0.001963565	-0.00861503	-0.007479555	-0.014434404	-0.001612824	0.004886851	0.005863543	-0.002319127	-0.00530791
H94487	CTSE	cathepsin E	0.016479306	0.003397235	-0.012789067	0.001400662	0.001041767	-0.011549279	-0.007469837	-0.015982549	0.001964671	0.008069618	0.00464925	0.00572871	-0.000632225
AA886199	KIAA0452	chromosome 1 o	0.008371131	-8.42326E-05	-0.011975947	-0.027116657	-0.01913674	-0.006852343	-0.011058899	-0.0170899	0.000342258	0.008430217	0.004781918	-0.001637787	-0.00861214
AA280832	GALE	galactose-4-epim	0.009065174	0.004999943	-0.018037013	-0.01989839	-0.008725506	-0.011386887	-0.008647061	-0.018759773	0.000640481	0.006974363	0.005955262	0.005539645	-0.001385795
AA455369	SLC9A1	solute carrier fam	0.014291766	0.003813866	-0.007698857	-0.011627821	-0.005584746	-0.004510536	-0.009912463	-0.016458534	0.00049821	0.01418289	0.010193125	0.007669325	0.013822072
AW009769	TFF1	trefoil factor 1 (br	0.011043827	0.008119974	-0.014603906	-0.004600635	-0.004641255	-0.014055579	-0.007646284	-0.011387781	-0.000472021	0.010137037	0.002685777	0.00211805	0.00323133
AA160783	FAT	FAT tumor suppr	0.00511682	-0.002962484	-0.000326156	0.007759009	0.007125153	0.008611911	0.005968171	-0.012233381	0.003853209	-0.004833085	0.008569189	0.021824746	-0.002747852
AA626356	USP18	ubiquitin specific	0.005711889	-0.00527408	0.00317872	-0.007378089	0.004168779	0.016376526	0.002410952	-0.008652833	0.03006171	-0.000251712	-0.002628786	0.038329238	-0.012279368
AA977417	ALDOB	aldolase B, fructo	0.01868834	-0.003710791	-0.006467391	-0.005451725	-0.005818519	0.019334347	-0.001503514	-0.004568268	0.035111401	-0.003070646	-0.001898381	0.044675647	-0.009861435
H72098	ALDOB	aldolase B, fructo	0.020212261	-0.002627447	-0.007534181	-0.010251413	-0.005810456	0.018317346	-0.005711676	-0.001991773	0.034683423	-0.006436022	0.000499025	0.045947093	-0.007349093
AA459122	PCCB	propionyl Coenzy	0.001705979	-0.007755404	0.000713046	-0.008000993	-0.007016339	0.012507726	-0.006035641	-0.003101388	0.037316977	-0.012492176	-0.000567431	0.044354978	-0.010680842
AA211508	ZNF36	zinc finger protei	0.006066341	-0.000397965	-0.007350567	-0.010533765	-0.020225133	0.004872779	-0.004731691	-0.020261263	0.022317762	0.005735633	-0.008089327	0.029736477	-0.009374653
H73241	VIPR1	vasoactive intesti	0.016074972	0.000532764	-0.01197971	-0.001215583	-0.014853333	0.004298647	-0.000333566	-0.013469893	0.027221214	0.002661155	-0.003590278	0.029112829	-0.00960935
AI623883	MUC3B	mucin 3B	0.016610147	-0.002038427	0.004035593	0.003537412	-0.016211407	0.011520152	0.001627259	-0.00223793	0.024096366	-0.008791543	0.001430551	0.025305623	-0.018875498
AA487488	CLDN7	claudin 7	0.011241275	-0.005518581	-0.003332532	0.001321376	-0.006631509	0.018006787	0.002478402	-0.008814862	0.014294512	-0.002207918	-0.010039683	0.021107167	-0.00871703
AA699679	NR1I2	nuclear receptor	0.023288716	0.0024117	-0.000806897	0.005029874	-0.001251178	0.031089397	0.010520101	-0.000743272	-0.017976055	-0.004659937	0.000478554	0.033192756	0.018780726
AA884167	ANXA13	annexin A13	0.023066644	-0.014032115	-0.003661464	-0.002506217	0.011866087	0.026037143	0.008744481	-0.005724432	0.023589839	0.000641814	0.015760931	0.042410223	0.006134459
AA702640	DDC	dopa decarboxyla	0.007724002	0.012332195	-0.00020942	0.010181813	0.009189563	0.017443445	0.0087404	-0.008731561	0.028929743	-0.004959906	-7.26972E-05	0.035914879	0.000645049
AI817883	MYO1A	myosin IA	0.012135302	-0.003150288	0.004754053	-0.001491704	-0.010809127	0.014535337	0.003503481	-0.008416548	0.036044384	0.01818927	-0.001568084	0.042245252	-0.006220755
AA846573	PLCB3	phospholipase C	0.011740013	0.002057325	-0.005236307	0.003558619	-0.003979539	0.021542291	0.004135173	-0.006717747	0.032518386	0.004476924	-0.001307487	0.037140312	-0.008407471
N73958	SCYA25	chemokine (C-C	0.018872503	-0.009434235	-0.004063959	-0.007825517	0.001488185	0.05073268	-0.001580643	-0.002866364	0.038008301	-0.000962876	0.013954114	0.038227425	-0.000793103
AW009320	CDX1	caudal type home	0.013533032	-0.006141399	-0.003519049	-0.00355828	-0.003548013	0.031324029	-0.003078603	0.001666217	0.025732361	-0.00343383	0.005229301	0.033395149	0.018855934
AA453512	DGAT1	diacylglycerol O-a	0.009366368	0.002219874	-0.002541501	0.003590791	-0.005064235	0.021306225	0.010689772	-0.004661582	0.042307429	-0.004624358	-0.003390432	0.044410878	-0.003008278
AA778392	BENE	BENE protein	0.015707594	0.000355911	-0.005498674	-0.003273013	0.000821923	0.019018342	0.009247331	-0.0056069	0.030783201	0.017965235	0.00149221	0.035721429	-0.004846333
AI433336	VIL1	villin 1	0.005140155	0.002921247	0.007294503	-0.006653122	-0.001094163	0.018630041	-0.002625669	-0.010746403	0.027885385	-0.007732372	-0.003594391	0.036711435	-0.004154519
AA876039	VIL1	KIAA1594 protein	0.00928067	0.004050343	0.0025588	-0.00584274	-0.002440683	0.016117114	-0.00149674	-0.009334273	0.028776834	-0.008650156	-0.000119851	0.037595013	-0.000109795
AI078794	SLC5A1	solute carrier fam	0.015295897	-0.001990684	-0.006047031	0.002173498	0.000342296	0.019561687	0.006537168	-0.008537845	0.036571423	-0.001939952	0.008201881	0.042962192	0.00021119
W84773	ABCG2	ATP-binding cass	0.007425632	-0.002677188	0.000773947	-0.008981304	-0.004757858	0.014653464	0.011262125	-0.003430242	0.038772807	0.007880809	0.008469654	0.038450881	0.021149207
AF098951	ABCG2	ATP-binding cass	0.003848585	-0.002821554	-0.005752451	-0.008421977	0.000250933	0.012046388	0.016219062	-0.005691757	0.040117821	0.016256671	0.005961825	0.039857756	0.005200341
W70234	DPP4	dipeptidylpeptida	0.000800225	0.009111024	-0.010514127	-0.004761478	0.00176315	0.018515177	0.000661331	-0.006993989	0.034346852	0.009997638	0.00038446	0.03759504	0.019184714
AA421278	MTP	microsomal trigly	0.017405978	-0.001867831	0.002160624	-0.005152899	0.00664644	0.010063224	0.003140887	0.002007249	0.038074783	0.007407238	0.010720517	0.046381383	0.008390453
T61078	CPS1	carbamoyl-phosp	0.011438863	0.006006634	-0.001560241	-0.000178381	-0.005424649	0.039006582	0.003717393	-0.001756296	0.028101578	0.004336725	-0.001431213	0.037173783	-0.000865008
AI433892	CLDN15	claudin 15	0.016895147	-0.006572282	-0.001350669	-0.005840129	-0.006176078	0.025673621	0.009076289	-0.003990294	0.035072853	-0.001291096	0.005746033	0.045244351	-0.003596776
N30191	CCK	cholecystokinin	0.004845203	0.001158793	0.000785327	-0.010486716	-0.000444802	0.039564629	0.005367791	-0.00193263	0.017838231	0.007597715	-0.004423812	0.017325308	0.004021708
AI377843	DCC	deleted in colorec	0.010302297	-0.009969575	0.007522821	-0.032495418	-0.002083224	0.008964804	0.00728144	-0.00037716	0.018123593	0.016073581	0.010631378	0.030293051	0.006873728

Acc no	Symbol	Name	ab066 D	ab077 IM	ab148 D	ab199 IM	ab171 IM	ab159 CG	ab020 IM	ab061a IM	ab104 IM	ab047 IM	ab106 IM	ab129 IM	ab055 CG
AA862813	COX8	cytochrome c oxi	-0.010354687	-0.007817465	-0.002767485	0.00305778	0.007984362	0.000217369	0.002430639	0.001378469	0.003222526	0.013818269	0.014195687	0.014924192	-0.003966913
AA634381	NDUFS3	NADH dehydroge	0.00552608	-0.004311837	-0.000441552	-0.002231262	0.006757768	-0.006379708	-0.003093189	0.007271448	0.0102973	0.011931722	0.020342337	0.019087452	-0.016008676
AA922326	NDUFV2	NADH dehydroge	-0.003514432	-0.009587463	-0.001719054	0.004485353	4.87261E-05	-0.004059835	0.003130086	-0.000511738	-0.00707508	-0.001029173	-0.001389153	0.00070882	-0.014313291
N71160	COX6B	cytochrome c oxi	-0.009702694	-0.006785804	-0.005888508	0.001554502	0.008634428	-0.002939156	0.001286789	-0.011896347	0.004608036	0.014807756	0.012836888	0.011645858	-0.003055743
AA496348	PDCD8	programmed cell	-0.004179157	-0.005875931	-0.001705645	-0.00399808	0.015034954	0.000235034	0.002448782	-0.004182814	0.007459132	0.01521023	0.016973862	0.021930534	-0.003278947
H68845	PRDX2	peroxiredoxin 2	-0.009902348	0.000945701	-0.017678452	0.006220081	0.011493434	0.000555553	-0.000208905	0.004184105	-0.012275981	0.006319659	0.015000112	0.007746456	-0.016634349
AA401686	GHITM	growth hormone	-0.002452893	0.010614254	-0.008832008	0.003471226	0.003807363	-0.003619622	-0.000870738	0.00735159	-0.00019956	0.006089787	0.012265555	0.007271564	-0.013795755
AA664101	ALDH1A1	aldehyde dehydr	-0.000422027	-0.001801694	-0.005290005	0.002481681	0.007132815	0.003568725	0.003224723	0.001182321	0.00500507	0.000525267	0.010358642	0.014537309	0.00352009
AA453765	ATP5F1	ATP synthase, H	-0.00564737	-0.00336061	-0.004063348	0.005410549	0.010245175	0.005805356	0.012591703	0.002737399	0.015011631	0.016037593	0.012760964	0.010329471	-0.011073366
AA046701	ATP5G1	ATP synthase, H	2.98529E-05	-0.001417069	-0.008943341	-0.001334496	0.002034976	-0.006719972	-0.000670758	-0.002279451	0.003780689	0.005887721	0.00892389	0.015038584	-0.017607997
AA111999	NDUFA1	NADH dehydroge	-0.000127222	-0.002202836	-0.014247383	0.001387468	0.013532272	-0.004399121	-0.003127824	0.001054427	0.005775157	0.006210808	0.013644828	0.013118849	-0.005456084
AA482243	COX6A1	cytochrome c oxi	-0.01449491	-0.011619162	-0.015063967	0.002217751	0.006419009	-0.002122167	0.001879394	-0.004465521	0.00524783	0.013205082	0.007208606	0.010271346	-0.010827647
AA425666	TPBG	trophoblast glyco	-0.015292428	0.001390639	-0.012458391	0.00895009	0.006663228	-0.003834134	-0.005588472	0.000842758	0.011082069	0.010160044	0.007158595	0.011580064	-0.00989628
AA644234	ATP5C1	ATP synthase, H	-0.007655278	-0.002858062	-0.011335243	0.000144427	0.008027396	-0.004551031	-0.007794912	0.00991485	0.003753103	0.007725506	0.011144172	0.008511317	-0.008015791
AA133191	QP-C	low molecular ma	0.002277361	-0.005875894	-0.008493556	-0.002464616	0.009945741	0.005136926	-0.000252352	-0.002316557	0.007334564	0.008261873	0.011789139	0.019712911	-0.006588192
AI002403	COX7A2	cytochrome c oxi	-0.002859741	-0.003713475	-0.01319125	0.002322428	0.000150905	0.000238559	-0.001060028	-0.00394752	0.000138656	0.008802142	0.014186487	0.015952047	-0.000746239
AW054890	COX5B	cytochrome c oxi	-0.002731637	-0.000435242	-0.012100706	-0.007041865	0.006143951	-0.003916126	-0.003958428	0.002895802	0.008089639	0.008742633	0.021722204	0.014828704	-0.003561061
AA491224	COX5A	cytochrome c oxi	-0.012827121	-0.01486522	-0.009878742	0.003608646	0.016816565	0.002761424	-0.002785487	0.001401791	0.007064435	0.013671441	0.016637317	0.011285628	0.004694634
AA404486	SLC25A5	solute carrier fam	-0.007010484	-0.00328947	-0.013282218	0.005875299	0.014859405	-0.001280835	-0.001937875	-0.002667127	0.009365244	0.014630003	0.013129726	0.009294669	-0.002096964
H47080	ATP5G3	ATP synthase, H	-0.005219829	-0.003511082	-0.02006919	0.008822733	0.01251265	-0.012886977	-0.002805901	-0.003489371	-0.001548618	0.009046627	0.011369531	0.014159445	-0.016863709
T62865	AKR7A2	aldo-keto reducta	-0.002898466	-0.004263419	-0.011873882	0.004180109	0.009090831	0.000520371	-0.006401487	0.004126628	0.005594311	0.012736129	0.020161004	0.011243508	-0.001136047
W45148	ACP1	acid phosphatase	0.001283338	-0.010708742	0.001683247	-0.011217526	-0.002984812	0.002558343	0.004864987	-0.004585541	-0.015744133	0.010163579	0.007660467	0.004589244	-0.009336496
AA629719	COX7C	cytochrome c oxi	-0.005133122	-0.001588906	-0.001737183	-0.007211178	0.004437997	-0.006153153	0.000442816	0.010442382	-0.006629077	0.004481299	0.006031629	0.009843117	-0.010655753
T48864	ACP2	acid phosphatase	-3.06894E-05	-0.001659931	0.006130513	-0.003973787	-0.000362465	-0.002024352	0.007115122	-0.004243042	-0.00988355	0.005130988	0.003579014	0.003289729	-0.003221102
N49405	NEDD8	neural precursor	0.001258474	0.006839879	0.012048237	-0.006035728	0.004253613	-0.000533135	0.003152159	0.007879085	-0.004359342	0.011539623	0.006176366	0.017468795	-0.007298976
AA458838	PMAIP1	phorbol-12-myris	-0.006964421	-0.002935569	0.005837838	0.000902718	0.002468255	-0.002867203	-0.001224538	0.011635171	-0.003493976	0.00573772	0.013226398	0.002344671	-0.010159804
AA156571	AARS	alanyl-tRNA synt	-0.007694729	-0.001454424	-0.003038678	3.55104E-05	0.003072984	-0.003901301	-0.000639472	0.007499941	-0.007445108	0.007159663	0.023590902	0.01230028	-0.008136845
AA099855	COX17	COX17 homolog,	0.000184797	-0.014263989	0.001678727	0.002058307	-6.56122E-05	-0.012073601	0.001484474	-0.012172669	-0.005541152	-0.002884136	0.006908332	0.008887838	0.007546552
NM_006094	NM_006094	deleted in liver ca	0.007759537	-0.002143438	0.001986793	-0.008659075	-0.001581686	-0.005038966	-0.004586778	-0.016056169	-0.014486311	-0.000892569	0.010495056	0.006881765	0.006841221
AA126313	ATP5L	Data not found	0.003382985	-0.005580995	0.001451522	-0.008929433	0.002989803	-0.004235986	-0.001527681	0.00900205	-0.0013586	0.014267781	0.008357962	0.016078852	-0.006397519
AA431433	ATP5I	ATP synthase, H	0.003586185	0.002825838	0.006710463	-0.014116406	-0.002490286	0.002210545	-0.010170033	0.001506523	0.006101393	0.002967498	0.004096655	0.015746009	-0.000110937
AA504489	KIAA1040	KIAA1040 protein	-0.001319166	0.002554603	0.007356058	-0.009488048	-0.003132642	-0.007648036	-0.003710561	0.006788769	0.011019487	0.006838332	0.011498418	0.004121206	0.002112249
AA460251	NDUFC1	NADH dehydroge	7.39975E-05	4.91428E-05	-0.002130667	-0.014369541	-0.003357999	-0.012557175	-0.002584112	-0.001923639	0.000810312	0.003150798	0.005163539	0.008197012	-0.000770216
AA425211	NDUFA2	NADH dehydroge	-0.000577815	-0.00150406	0.002827401	-0.018132434	-0.000765142	-0.009055679	-0.008053051	-0.005882095	0.005226592	0.003538314	0.007585101	0.018628004	0.006265436
AA680322	NDUFA4	NADH dehydroge	0.001111387	0.001282048	1.17672E-05	-0.010281157	0.000816121	-0.004633246	-0.013930417	-0.000214757	0.004903797	0.004924272	0.013728921	0.006713573	-0.002746894
H93508	DKFZP566K023	DKFZP566K023	-0.001241844	0.005425702	-0.006630805	-0.016360612	0.001456074	0.011343222	-0.001711745	0.011646548	-0.005394692	-0.002724901	0.021599695	0.018118697	-0.000569022
H72723	H72723	ESTs, Highly sim	0.00964386	0.007852501	-0.006227745	-0.007764528	0.007688721	0.011214639	-0.002420054	0.017951325	-0.00344513	0.011479071	0.017905956	0.019506174	-0.006829941
AA156031	MT2A	metallothionein 2	-0.000199329	0.005615893	-0.001894345	-0.003138991	0.003906533	0.004034524	-0.006442548	0.016802721	0.000983769	-0.000483344	0.016906894	0.020931622	-0.010285268
AA999679	PCDHGA8	protocadherin ga	0.00670999	0.005607237	-0.004462379	-0.010102223	0.005418903	0.009149485	-0.003890862	0.015194255	-0.001128681	0.000337216	0.016290108	0.017256351	-0.005206282
AA872383	MT1E	Homo sapiens, S	0.006852124	0.009737439	-0.004258874	-0.01275334	0.005790202	0.012168196	-0.00050098	0.018334752	-0.00111414	-0.000384457	0.01984798	0.020156036	-0.001112091
H53340	MT1G	metallothionein 1	0.009814507	0.007363133	-0.006580381	-0.008659853	0.010055073	0.011254243	-0.001917621	0.011869648	-0.000950924	0.004044335	0.018138745	0.017699751	-0.005464191
N55459	RNAHP	Homo sapiens, R	0.008638549	0.00796402	-0.005079323	-0.009137677	0.009836739	0.011228951	-0.001895495	0.012235207	-0.002425469	0.002083545	0.017065306	0.019743771	-0.006000009
H77597	MT1H	metallothionein 1	0.010111293	0.007297346	-0.005130723	-0.010120315	0.008062777	0.009905909	-0.003764916	0.01267272	-0.001950857	0.001722414	0.015864051	0.015987126	-0.006343306
H45668	KLF4	Kruppel-like facto	-0.025690854	-0.00332766	-0.007157619	0.024324932	0.008262619	0.01731149	0.014067147	0.007946088	0.013516551	0.015047054	0.009922914	0.015974285	0.019221285
H14359	ELF4	E74-like factor 4	-0.008267021	-0.02083675	-0.010519628	0.011470772	0.002053104	0.017147179	0.00414117	0.000880362	0.008871046	0.006349894	0.005807514	0.016445905	0.021428177
AA278134	SEC24A	SEC24 related ge	-0.014724501	-0.001098267	-0.018203461	0.031266494	0.016645137	0.003882522	0.021855215	0.004042358	0.017606226	0.032239769	0.002449132	0.00585185	0.017131779
N95495	LOC51128	GTP-binding prot	-0.018642808	0.003554887	-0.012950075	0.019624091	0.023828545	0.012956511	0.024668792	0.008980076	0.005736658	0.020024481	0.005787193	0.011324327	0.007834222
AI721225	CEACAM4	carcinoembryonic	-0.004254108	-0.005796845	-0.002354325	0.016509719	0.009200723	-0.013309419	0.016162299	0.01315001	0.010684538	0.01889554	-0.005768104	0.002861473	0.014937861
W51985	PSG5	pregnancy specif	-0.027895594	-0.002892019	0.000714125	0.00757068	0.009596802	0.000246209	0.009816995	0.00873923	0.008338059	0.0216933	-0.010892321	-0.0196948	0.018702583
H69561	MAN2A1	Homo sapiens m	-0.014313489	0.000821776	-0.001582417	0.007742959	0.003408649	-0.004021517	-0.000638183	0.007647348	0.00869682	0.024116207	-0.007753615	-0.008819058	0.007007351
AA054073	CEACAM6	carcinoembryonic	-0.015748889	0.001711549	-0.00237873	0.007962214	0.003245123	-0.004543434	-0.004872993	0.008977187	0.008563951	0.02342097	-0.009944356	-0.008741764	0.006610426
AA058357	CEACAM7	carcinoembryonic	-0.011560936	-0.001382817	-0.002308633	0.013498517	-0.003443951	-0.0015712	0.010354757	0.010095071	0.010961981	0.020785475	-0.01160691	-0.012314638	0.012962868
N54494	CPB2	carboxypeptidase	-0.016701762	0.000607149	-0.001731886	0.021898542	-0.001302706	0.000544077	0.010135213	0.013642553	0.010083461	0.016316403	-0.016547061	-0.005602229	0.015106992
T95747	PSG1	ESTs, Highly sim	-0.017673807	-0.006238685	0.000978722	0.021969837	0.000540569	0.005632521	0.006775046	0.013345846	0.009364741	0.01551011	-0.014211936	-0.004412641	0.01616241
R73909	PSG11	pregnancy specif	-0.02276639	-0.003418585	-0.00724732	0.018298487	0.000258005	0.00025686	0.006310689	0.009200029	0.01073126	0.015918918	-0.015520998	-0.012382133	0.010336358
M33666	PSG6	pregnancy specif	-0.02620871	-0.006302858	-0.002390213	0.017555491	0.000599338	0.002386625	0.009803854	0.007879316	0.016201882	0.019132758	-0.009570569	-0.012518035	0.016173837
AA130584	CEACAM5	carcinoembryonic	-0.019377561	-0.001905989	-0.003623051	0.019494599	0.002633	0.00837832	0.007864005	-0.003258894	0.010931128	0.014747987	-0.011421465	-0.012213443	0.014126163
R70868	R70868	Data not found	-0.026632167	0.001995241	-0.002706535	0.017087035	-0.001175074	0.005009691	0.008528554	0.008473663	0.012076162	0.018894144	-0.013143665	-0.012253698	0.019272549
H90219	IMPA1	inositol(myo)-1(o	-0.020633466	-0.005948508	-0.005482465	0.01721217	0.001329056	-6.84948E-05	0.008635759	0.004476716	0.008828158	0.018075647	-0.00990996	-0.016869003	0.01466967
AA406571	CEACAM1	carcinoembryonic	-0.014131506	0.004617992	-0.001500037	0.011874385	0.013937427	-0.003035235	0.005545672	0.005833902	0.022372076	0.015357595	0.003492869	0.00017729	0.002083491

Acc no	Symbol	Name	ab066 D	ab077 IM	ab148 D	ab199 IM	ab171 IM	ab159 CG	ab020 IM	ab061a IM	ab104 IM	ab047 IM	ab106 IM	ab129 IM	ab055 CG
AI887514	VILL	villin-like	-0.010214872	-0.01276384	0.004684701	0.027184308	0.023432974	0.025267862	0.019609047	0.019269521	0.027911422	0.022475034	0.025904102	0.027737675	0.019552722
R32848	S100P	S100 calcium bin	-0.00577153	-0.025034474	-0.001141678	0.010935264	0.003414766	0.022312518	0.011215303	-0.006319682	0.008516116	0.003776981	0.00585468	0.011213238	0.018660106
H94487	CTSE	cathepsin E	-0.009017327	-0.007253493	-0.004554879	0.012766337	0.005197975	0.016033289	0.008266675	-0.00112807	0.007448478	0.004280206	0.01336487	-0.00022609	0.020373337
AA886199	KIAA0452	chromosome 1 o	-0.007337868	-0.008252863	-0.004559486	0.021139706	0.003176737	0.016130005	0.008795046	-0.002578032	0.005075746	0.012750259	0.009627075	0.015424839	0.027321117
AA280832	GALE	galactose-4-epim	-0.00532243	-0.002817532	-0.001446002	0.012544188	0.008339266	0.017625325	0.006320864	-0.003194403	0.014966006	0.010481776	0.014137392	0.020614568	0.026476848
AA455369	SLC9A1	solute carrier fam	-0.009894984	-0.009804081	-0.002011497	0.027579085	0.007178562	0.018165666	0.014120837	3.50283E-05	0.018162555	0.008787008	0.020043559	0.021592655	0.030467449
AW009769	TFF1	trefoil factor 1 (br	-0.006805115	-0.01174039	0.002753164	0.009845429	0.009258289	0.015906734	0.006267102	0.001651507	0.011085415	0.008761681	0.010184802	0.0132959	0.010163365
AA160783	FAT	FAT tumor suppr	-0.014926174	0.002812491	-0.013586962	0.008599042	0.012529008	-0.005776244	0.004975127	0.007795878	0.015928622	0.020684917	0.010729936	0.007061692	0.011669458
AA626356	USP18	ubiquitin specific	-0.000342105	0.017015882	0.001143939	0.00837048	0.030150039	-0.020829427	0.01348591	0.026004233	0.028949312	0.037756721	0.035196136	0.021361013	-0.000245823
AA977417	ALDOB	aldolase B, fructo	-0.000209221	0.035908205	0.001427785	0.021495337	0.037460564	-0.001857052	0.019576317	0.037307164	0.03385624	0.031725143	0.035498844	0.019154833	-0.001160778
H72098	ALDOB	aldolase B, fructo	-0.005565418	0.036243991	0.000446414	0.016375425	0.043683358	0.002864272	0.015809714	0.036048237	0.032639181	0.033038769	0.035849452	0.018589127	-0.0043184
AA459122	PCCB	propionyl Coenzy	-0.007198495	0.025378989	-0.001947782	0.017922246	0.047561059	-0.003182322	0.018139158	0.031465023	0.034878059	0.023145044	0.035470931	0.025306556	-0.007881161
AA211508	ZNF36	zinc finger protei	-0.004713119	0.018265213	0.003124987	0.010673867	0.026778319	0.005145325	-0.003607695	0.026226433	0.017563161	0.03507407	0.01787761	0.01238695	0.017636144
H73241	VIPR1	vasoactive intesti	-0.015479358	0.016124983	-0.002816735	0.014843549	0.030422819	0.008759816	0.007117619	0.025312159	0.017107302	0.038810748	0.019050057	0.008325051	0.02024811
AI623883	MUC3B	mucin 3B	0.000139583	0.013290843	-0.004533249	0.020143842	0.020244205	-0.014442249	-0.00031981	0.019164515	0.02411594	0.030284192	0.011021449	0.002537211	-0.005024072
AA487488	CLDN7	claudin 7	-0.012209788	0.009220231	-0.002714058	0.008923415	0.015766406	-0.016955526	-0.001849658	0.017621811	0.01799402	0.024429072	0.004801609	0.000447049	-0.005641811
AA699679	NR1I2	nuclear receptor	0.002797887	0.017788812	-5.10975E-05	0.018505671	0.030465377	-0.014664397	0.009780791	0.027215968	0.034058136	0.038170975	0.019769649	0.015962823	0.004343247
AA884167	ANXA13	annexin A13	0.000136924	0.012204944	-0.000712751	0.006566823	0.029045548	-0.025996315	0.004582806	0.024001286	0.030704076	0.025523505	0.041104154	0.016775372	-0.001744761
AA702640	DDC	dopa decarboxyla	0.01091493	0.021903183	-0.001850669	0.019163671	0.032118127	-0.001378615	0.006251977	0.025653217	0.018640859	0.029934701	0.01394418	0.014735781	0.00336659
AI817883	MYO1A	myosin IA	-0.01819791	0.025068395	0.003226934	0.021245582	0.044627389	0.003771324	0.012718906	0.032255866	0.036311286	0.030817128	0.032115268	0.020954079	0.006756137
AA846573	PLCB3	phospholipase C	-0.01198562	0.015071528	0.000823424	0.014658778	0.03907462	0.005444797	0.007751644	0.029437121	0.037882114	0.036095469	0.033352626	0.016716845	0.008170129
N73958	SCYA25	chemokine (C-C	-0.003939098	0.030187047	0.002420447	0.025427713	0.040676284	-0.007208937	0.022105494	0.039992376	0.034787442	0.021878663	0.034482823	0.036068564	-0.006417023
AW009320	CDX1	caudal type home	-0.007286952	0.01189785	0.000963971	0.014111337	0.022689092	-0.007121548	0.009535721	0.027524749	0.032031185	0.032319357	0.027236168	0.016520108	-0.006039909
AA453512	DGAT1	diacylglycerol O-a	0.001865457	0.031785481	-0.007898572	0.004925772	0.037317592	-0.004999601	0.009150203	0.030447477	0.040227531	0.036369561	0.024642799	0.010154955	0.001731437
AA778392	BENE	BENE protein	-0.004260875	0.015284881	0.005996864	0.018516078	0.031438762	0.003945426	0.013642322	0.036084105	0.036128336	0.03608636	0.025356692	0.016972951	0.005402607
AI433336	VIL1	villin 1	0.000391086	0.015742677	-0.003139396	0.021116535	0.033477046	-0.016141796	0.003924042	0.027004189	0.026787168	0.025599508	0.028343235	0.015350982	0.005783967
AA876039	VIL1	KIAA1594 protein	0.004706412	0.015953511	0.000722223	0.021556024	0.035859004	-0.013129081	0.00408259	0.029584093	0.026499688	0.028836939	0.027409075	0.008988558	0.004880859
AI078794	SLC5A1	solute carrier fam	-0.001015119	0.036604785	0.001084058	0.018991844	0.047072983	-0.004457329	0.017389249	0.035095059	0.036316321	0.022614216	0.030619047	0.0102062	-0.00824693
W84773	ABCG2	ATP-binding cass	-0.002079545	0.025199688	0.002136956	0.021794945	0.051308204	-0.006869312	0.008335638	0.033679492	0.029192928	0.047746102	0.027016794	0.012531982	-0.009823106
AF098951	ABCG2	ATP-binding cass	-0.000806296	0.021675982	0.003043304	0.022557054	0.049574023	-0.007762447	0.016745933	0.037693447	0.032295332	0.043510823	0.027064349	0.011367407	-0.013921422
W70234	DPP4	dipeptidylpeptida	0.000923396	0.026462831	-0.001356661	0.009329472	0.035151421	-0.010070705	0.007930787	0.022393184	0.023244592	0.037666874	0.013187589	0.014268681	-0.010702844
AA421278	MTP	microsomal trigly	-0.00303315	0.028092684	0.004080596	0.02618269	0.044273116	-0.007643087	0.022199356	0.0431605	0.041089085	0.032493617	0.038365043	0.022218395	-0.010672419
T61078	CPS1	carbamoyl-phosp	-0.004702842	0.020750427	0.003816481	0.013520204	0.030143693	-0.011678357	0.010537898	0.022092664	0.02956317	0.030638406	0.027672114	0.018823222	0.003637722
AI433892	CLDN15	claudin 15	-0.004147446	0.020191663	0.002062146	0.020755804	0.04053843	-0.012366301	0.014057735	0.033902679	0.028041176	0.031229683	0.036739986	0.02428343	-0.009013911
N30191	CCK	cholecystokinin	-0.002319611	0.034131011	-0.001436723	0.025092483	0.027914804	-0.007208385	0.002867286	0.014567926	0.031591337	0.014234361	0.035854308	0.003821507	0.006918675
AI377843	DCC	deleted in colorec	-0.005794276	0.013615856	0.001022196	0.026382224	0.047328677	0.00205808	0.029139327	0.003710864	0.029632002	0.033805465	0.001708489	0.018694422	0.015371606

Acc no	Symbol	Name	ab132 CG	ab144 IM	ab002 CG	ab010 IM	ab084 CG	ab074 IM	ab072 IM	ab035 IM	ab192 CG	ab117 N	ab116 D	ab124 CG	ab147 N
AA862813	COX8	cytochrome c oxi	-0.001820296	0.019278461	0.007006818	0.01894765	0.010946215	0.004849919	-0.002809495	0.015506156	0.005143118	-0.011176974	-0.007937136	-0.005097442	0.007087786
AA634381	NDUFS3	NADH dehydroge	-0.001757258	0.017623201	0.013487981	0.008899451	-0.000492903	0.00785874	-0.007766948	0.00118417	-8.37686E-05	0.001138722	-0.003252433	0.00196248	0.009010101
AA922326	NDUFV2	NADH dehydroge	-0.003961169	-0.000566567	0.011385683	0.011128318	0.002572938	0.00725597	0.000461844	-0.01508956	0.003466336	-0.01212135	-0.000689008	-0.000273977	0.010430638
N71160	COX6B	cytochrome c oxi	-0.009788547	0.010490023	0.011716753	0.015101356	-0.001011402	0.003113116	-0.002482993	0.010626195	-0.003350863	-0.011028458	-0.001895075	-0.002905646	0.004136253
AA496348	PDCD8	programmed cell	0.003401524	0.015615312	0.007873966	0.022711152	0.009078089	0.008445481	0.011987211	0.009584869	-0.001836886	0.004953177	0.004813465	0.003586781	0.011015158
H68845	PRDX2	peroxiredoxin 2	-0.004797011	0.003692249	-0.001180683	0.007964636	-0.002855901	0.001501569	-0.004929874	-0.008948372	-0.002803149	-0.011010522	-0.000586091	-0.010545116	0.010876816
AA401686	GHITM	growth hormone	-0.012415002	0.020221069	0.00872926	0.01065489	-0.001734091	-0.002690224	-0.005988437	-0.000732112	0.007378201	-0.000826798	0.004077807	0.010897979	0.013228312
AA664101	ALDH1A1	aldehyde dehydr	0.001031387	0.016775583	0.010364635	0.010794979	0.00567763	0.004910324	0.00082952	-0.001924357	0.005550592	0.006550621	0.008333498	0.00844496	0.009092217
AA453765	ATP5F1	ATP synthase, H	-0.012329669	0.016715041	0.004750518	-0.006130498	-0.006975805	-0.000318952	-0.003253331	0.001028243	0.002793296	-0.000410417	-0.002104612	0.00739404	0.003799251
AA046701	ATP5G1	ATP synthase, H	-0.012772707	0.014839916	-0.005676212	0.011870913	0.002483195	0.000243291	-0.010772112	-0.001755846	0.005497697	-0.005547825	-0.007739125	0.002124046	0.02004547
AA111999	NDUFA1	NADH dehydroge	0.002532828	0.013644092	0.006437672	0.011929784	0.009853179	-0.0030508	0.000229745	0.001338806	0.000810369	-0.003816497	-0.000533309	-0.003582724	0.007106795
AA482243	COX6A1	cytochrome c oxi	0.002408693	0.01986134	0.002954347	0.012033964	0.004022012	-0.008782111	-0.00580175	0.002536227	0.00033241	-0.014019961	-0.013359558	0.00466421	0.007346172
AA425666	TPBG	trophoblast glyco	-0.007197079	0.013149666	0.005459093	0.006336531	0.007474939	0.003522625	-0.000521903	0.002109177	0.013686749	-0.003610515	0.007195641	0.003759336	0.006603643
AA644234	ATP5C1	ATP synthase, H	-0.00637468	0.019428447	0.002568533	0.003505466	-0.003145141	-0.006782979	-0.009730463	-0.002466972	-0.001739992	-0.006130286	0.000727775	-0.001155919	0.012768391
AA133191	QP-C	low molecular ma	-0.000607975	0.02084113	0.012492136	0.011210346	0.013393068	8.70426E-05	0.006064163	-0.004259508	0.009622709	0.000824112	0.004436789	0.00704357	0.017063256
AI002403	COX7A2	cytochrome c oxi	0.003100557	0.025866067	0.015132378	0.009433063	0.017364983	0.001864653	-0.003628361	0.006837706	0.004232426	-0.005168547	0.002227572	0.001383621	0.014193477
AW054890	COX5B	cytochrome c oxi	-0.000165028	0.018461402	0.004093659	0.00916179	0.014311585	0.006196295	-0.002313849	0.008296488	0.004960588	-0.003182428	0.000396727	0.000740481	0.015965929
AA491224	COX5A	cytochrome c oxi	-0.011766206	0.013829069	0.007715347	0.006284461	0.002647622	-0.002905597	0.000470403	-0.000645418	0.014303055	-0.008067098	-0.00089082	0.004062163	0.005440226
AA404486	SLC25A5	solute carrier fam	-0.011568738	0.021631032	0.009835924	0.005876113	0.003313749	-0.007894466	-0.008430019	0.006298584	0.00541045	-0.006147408	0.000914223	0.013111526	0.008031462
H47080	ATP5G3	ATP synthase, H	-0.004401417	0.023428431	0.003446502	0.006106113	0.001673227	-0.003280659	0.008604906	-0.006090212	0.002088428	-0.003904537	0.000571061	0.00402575	0.008848199
T62865	AKR7A2	aldo-keto reducta	0.003095563	0.017609345	0.015419733	0.018790786	0.004010122	0.001445586	-0.000442032	0.001200549	0.008812372	0.005079882	0.004839317	0.010516967	0.010351713
W45148	ACP1	acid phosphatase	-0.009492004	0.00422773	-0.002731734	0.001140378	0.004121568	-0.013471765	-0.012919901	-0.007212157	-0.002257289	0.001261784	-0.002177073	-0.000412027	0.017602134
AA629719	COX7C	cytochrome c oxi	-0.005831447	0.00577483	0.002500343	0.003278016	0.000160461	-0.00583297	-0.010762707	0.000998402	-0.002517061	-0.00969013	-0.002580596	-0.00299359	0.010838711
T48864	ACP2	acid phosphatase	-0.005816567	0.011548496	-0.002843477	0.00406712	0.012472458	-0.001026759	-0.006275013	0.010143404	-0.001215511	-0.003788793	0.007467476	0.001098165	0.015062279
N49405	NEDD8	neural precursor	-0.003665393	0.013623701	0.004642887	0.015775448	0.022137354	-0.003902416	-0.002505081	0.005941872	-0.002281734	-0.001916505	0.005394068	0.004903029	0.018628262
AA458838	PMAIP1	phorbol-12-myris	-0.006545087	0.010795406	-5.50316E-05	0.003395752	0.004453983	-0.000425132	-0.016234173	0.003644793	-0.00314179	0.000171433	0.005189258	0.005014124	0.017770309
AA156571	AARS	alanyl-tRNA synt	-0.006731053	0.006463971	-0.000944204	0.009835124	0.006402102	0.00480367	-0.000387333	0.018244238	0.006768405	0.002108496	0.009848633	0.006879969	0.014009838
AA099855	COX17	COX17 homolog,	0.008463227	0.014759066	0.00512861	0.009908664	0.013556787	-0.006583436	-0.004719314	0.003063083	-0.000300212	-0.000577817	0.00110104	-0.00482156	0.012693351
NM_006094	NM_006094	deleted in liver ca	0.012051287	0.016364479	0.008389282	0.012682292	0.016098685	-0.002543499	-0.002577772	-0.005745873	0.005342441	-0.005353032	0.010296284	0.002062981	0.012649786
AA126313	ATP5L	Data not found	-0.00390492	0.017537417	0.003725032	0.011948584	0.009167966	-0.002155185	0.004758659	-0.006229426	0.004233575	-0.001971659	-0.004817384	0.002661441	0.015095675
AA431433	ATP5I	ATP synthase, H	-0.008372044	0.008546356	0.001548364	-0.003618241	0.015102487	0.008223263	0.004199125	0.006635169	-0.004775291	-0.001616105	-0.000653245	-0.008811753	0.015801996
AA504489	KIAA1040	KIAA1040 protein	-0.002396506	0.014170386	0.008308043	0.001065909	0.008716958	0.011249711	-0.00226781	0.00934089	-0.007609556	0.007208855	0.010417776	-0.005310054	0.014019859
AA460251	NDUFC1	NADH dehydroge	0.003868718	0.010450571	0.007147237	0.012166927	0.00236797	0.006507067	-0.002786155	0.009445025	-0.007583625	0.005051063	0.003990154	-0.002358918	0.013204949
AA425211	NDUFA2	NADH dehydroge	0.003830251	0.014985762	0.007953721	0.011154972	0.01182854	0.004033498	0.003743704	0.010380181	-0.00576795	-0.008727746	0.005299201	0.00022008	0.013878271
AA680322	NDUFA4	NADH dehydroge	0.000365745	0.014155202	0.007059915	0.011533476	0.01117464	-0.001745471	-0.001249568	0.004415114	0.001997569	-0.01253405	-0.000261718	0.005302734	0.011138923
H93508	DKFZP566K023	DKFZP566K023	0.003312299	0.015162861	0.004272638	-0.001181809	-0.003292878	0.002431815	-0.016822919	0.015863975	0.009944776	0.024273502	0.023333071	-0.002217795	0.02470191
H72723	H72723	ESTs, Highly sim	-0.005600171	0.018795675	0.003325588	0.003929127	-0.009656763	-0.006082682	-0.012716293	0.006732356	0.013297543	0.023981118	0.028031663	0.002863638	0.02218741
AA156031	MT2A	metallothionein 2	-0.001588018	0.01775059	0.001465529	0.000951272	-0.001563804	-0.008406516	-0.011746797	0.006722344	0.009606829	0.020058518	0.029512597	-0.002290601	0.022013854
AA999679	PCDHGA8	protocadherin ga	-0.005182657	0.01762142	-6.89157E-05	0.000959222	-0.000900726	-0.003856845	-0.013364955	0.014181572	0.011575518	0.026486169	0.027254017	0.001423864	0.026159411
AA872383	MT1E	Homo sapiens, S	-0.004490721	0.018451353	0.001100453	0.000614281	-0.007174232	-0.002612109	-0.008173002	0.013335581	0.009589311	0.02030187	0.026269551	0.003360927	0.022150094
H53340	MT1G	metallothionein 1	-0.001177761	0.020651615	0.002659504	0.001318119	-0.008759604	-0.007981723	-0.012637252	0.014984973	0.016607034	0.024966627	0.027964337	0.000823196	0.022471464
N55459	RNAHP	Homo sapiens, R	-0.002967675	0.019572405	0.003331761	0.001994901	-0.007607792	-0.005236741	-0.010869492	0.015705362	0.014056523	0.022525093	0.026238432	0.00136256	0.023422111
H77597	MT1H	metallothionein 1	-0.003866573	0.018089044	0.00048755	-0.00015437	-0.010589898	-0.008663914	-0.01480102	0.013297521	0.014377036	0.022219822	0.025390535	0.001275716	0.022617272
H45668	KLF4	Kruppel-like facto	0.019051047	0.018495004	0.008222048	0.012331043	0.005048494	0.020360013	0.013747952	0.014920342	0.012862432	0.010284987	0.004508505	0.004673514	0.001902876
H14359	ELF4	E74-like factor 4	0.014814194	0.007769046	0.003184547	0.015527817	-0.000415549	0.006769182	0.012366536	-0.005361346	0.005242027	0.004790398	-0.00917839	0.009066167	-0.028585301
AA278134	SEC24A	SEC24 related ge	0.007258069	0.011823704	0.023453842	0.019551493	0.020440332	0.019221725	0.020767643	0.01900334	8.93445E-05	-0.000874743	0.005868219	0.004985059	-0.01949208
N95495	LOC51128	GTP-binding prot	0.019779293	0.021568511	0.019007214	0.020493483	0.016368381	0.013507537	0.022187772	0.021010478	-0.008839556	-0.001424652	0.014577964	0.012849903	-0.001824475
AI721225	CEACAM4	carcinoembryonic	0.015504157	0.016341568	0.017667307	0.008364831	-0.009501145	0.005121382	0.019995121	0.015004333	-0.008584898	-0.007915511	-0.008407875	-0.00131618	-0.010188504
W51985	PSG5	pregnancy specif	0.016324341	0.005856125	0.004616671	0.009852887	-0.003605148	-0.000804092	0.023654006	0.014446839	-0.006284854	-0.002411258	-0.006182701	-0.01888061	-0.018554976
H69561	MAN2A1	Homo sapiens m	0.000687022	0.016585706	-0.010299509	-0.000485236	-0.009191586	-0.010594448	0.005013375	0.018516267	-0.01173438	-0.010107598	-0.015633643	-0.01295758	-0.00537893
AA054073	CEACAM6	carcinoembryonic	0.000843867	0.017888115	-0.01131223	-0.001019159	-0.006043507	-0.009984476	0.00547637	0.01834022	-0.011879009	-0.012118455	-0.016342459	-0.012839921	-0.003238409
AA058357	CEACAM7	carcinoembryonic	0.012700121	0.01310123	0.013198874	0.007453015	-0.010755761	-0.004233067	0.015905341	0.018736592	-0.014526558	-0.015788268	-0.015988533	-0.016261967	-0.014473295
N54494	CPB2	carboxypeptidase	0.021043643	0.00909243	0.004099623	0.007197542	-0.004546594	0.000190485	0.019634248	0.017925258	-0.018555992	-0.007575012	-0.013028305	-0.008217421	-0.007861252
T95747	PSG1	ESTs, Highly sim	0.018400799	0.01407896	0.007292178	0.008755447	-0.002454203	-0.005415022	0.020007882	0.01774056	-0.014025496	-0.011079601	-0.014184866	-0.015176047	-0.009814157
R73909	PSG11	pregnancy specif	0.016251188	0.011921233	0.010154984	0.00653144	-0.000567252	-0.006575143	0.019507737	0.016744183	-0.010832131	-0.009611258	-0.020376268	-0.01393058	-0.010730932
M33666	PSG6	pregnancy specif	0.022158552	0.017484016	0.007548234	0.012574069	-0.000459086	-0.005941178	0.022178271	0.014318083	-0.009894903	-0.007803896	-0.013939899	-0.015206531	-0.014383856
AA130584	CEACAM5	carcinoembryonic	0.018112348	0.013583847	0.007545382	0.00615904	-0.008219115	-0.002793012	0.016947461	0.017090451	-0.008595001	-0.016609554	-0.0135584	-0.011845012	-0.012164625
R70868	R70868	Data not found	0.019503553	0.011208294	0.008446665	0.010378881	0.001773518	0.007597203	0.022353638	0.020526344	-0.011346179	-0.01601177	-0.012210922	-0.013325082	-0.01670449
H90219	IMPA1	inositol(myo)-1(o	0.018647228	0.012362917	0.007460422	0.02084709	0.00043792	-0.00184009	0.021291594	0.015673606	-0.012854125	-0.018633901	-0.01480089	-0.017420325	-0.013411253
AA406571	CEACAM1	carcinoembryonic	-0.001885896	0.004031164	0.005710774	0.006790243	-0.000754898	-0.000438171	0.00580227	0.008563567	-0.013140852	-0.008569456	-0.013571262	-0.018734555	-0.012453082

Acc no	Symbol	Name	ab132 CG	ab144 IM	ab002 CG	ab010 IM	ab084 CG	ab074 IM	ab072 IM	ab035 IM	ab192 CG	ab117 N	ab116 D	ab124 CG	ab147 N
AI887514	VILL	villin-like	0.032232745	0.027914525	0.018104634	0.037788492	0.018556005	0.013767418	0.023825496	0.012148526	0.010826181	0.005187652	0.003570479	0.003322106	-0.00766615
R32848	S100P	S100 calcium bin	0.019412622	0.010265044	0.016248515	0.020041951	0.006938696	0.010833035	0.015161344	0.009613445	0.000822851	0.009120787	0.010642778	0.000244048	-0.011676638
H94487	CTSE	cathepsin E	0.022173577	0.018260207	0.010944693	0.010273713	0.003699671	0.009644307	0.015492677	0.011752463	0.0002021	0.005222197	0.009428333	0.006528764	-0.007367998
AA886199	KIAA0452	chromosome 1 o	0.025573708	0.014218604	0.01804326	0.021207744	0.011083513	0.009070606	0.014637513	0.018222907	-0.002716351	0.004198665	-0.001324512	-0.010116139	-0.010594293
AA280832	GALE	galactose-4-epim	0.022722969	0.013375483	0.017399456	0.027330363	0.012628323	0.02038693	0.026378008	0.021457457	-0.002138086	0.001229755	0.002728506	0.0006885	-0.013597865
AA455369	SLC9A1	solute carrier fam	0.017187133	0.013991831	0.019142096	0.019892177	0.007915686	0.012751306	0.017099902	0.015259023	0.016745227	0.004034791	0.005608111	0.006589386	-0.007829007
AW009769	TFF1	trefoil factor 1 (br	0.014090268	0.011857018	0.006696231	0.013287529	0.009974069	0.007340866	0.006710746	0.007389561	0.007640941	-0.000295861	-4.62165E-05	0.00221443	-0.011853136
AA160783	FAT	FAT tumor suppr	0.00187453	0.013380821	0.007220581	0.015603988	-0.00957626	-0.002485931	0.005799334	0.021570982	-0.01495905	-0.015504575	-0.007806548	-0.011441937	-0.016589758
AA626356	USP18	ubiquitin specific	0.002417788	0.031855664	0.010006518	0.021567906	-0.008785646	0.002457725	-0.006408813	0.027631645	-0.00842959	0.002490193	0.013333592	-0.021266366	-0.011698969
AA977417	ALDOB	aldolase B, fructo	-0.00290822	0.03615272	-0.001346978	0.021062267	-0.001188914	0.001170137	-0.006930672	0.021236169	0.002615565	-0.002047011	-0.0013509	0.005619245	-0.000218918
H72098	ALDOB	aldolase B, fructo	-0.000441985	0.036837641	0.001453112	0.020557905	-0.002364733	0.001503197	-0.004778802	0.020199003	0.001146474	-0.003322934	-0.000984388	0.006723316	0.00205868
AA459122	PCCB	propionyl Coenzy	-0.002966243	0.030136136	0.007615931	0.019966323	0.008326817	0.009155464	-0.003719374	0.015401986	-0.001647303	0.001501184	-0.001835306	-0.000643261	-0.000246126
AA211508	ZNF36	zinc finger protei	0.01269399	0.022542502	0.003385665	0.010812775	-0.001006486	-0.006880357	0.002044151	0.025918381	-0.000801067	-0.001299297	-0.000197905	-0.003225011	0.007473195
H73241	VIPR1	vasoactive intesti	0.015076031	0.030431586	0.007140408	0.015579783	0.00597346	-0.002082798	0.002780633	0.015995075	-0.003724064	0.004085119	-0.006761482	-0.003064531	0.000935798
AI623883	MUC3B	mucin 3B	0.005024273	0.022368065	0.003717803	0.001690368	-0.004851063	-0.012395966	0.01603115	0.024738114	-0.015303176	-0.002597343	-0.010832959	-0.009599746	-0.007336655
AA487488	CLDN7	claudin 7	-0.012374631	0.016265867	-0.000382251	0.00239512	-0.00990706	-0.015126646	0.001555102	0.016466417	-0.012152425	-0.016898	-0.023860795	-0.012946025	-0.007820027
AA699679	NR1I2	nuclear receptor	0.001149734	0.029053503	-0.003609145	0.014387426	0.004558784	-4.16435E-05	-0.000436677	0.024098557	-0.006654744	0.000599311	-0.012439413	-0.018483932	-0.003746486
AA884167	ANXA13	annexin A13	-0.005629841	0.017409717	-0.011232265	0.004186393	0.001327847	0.005077361	-0.011326373	0.012443301	-0.014926468	-0.003075306	-0.005551411	-0.012267364	-0.002179755
AA702640	DDC	dopa decarboxyla	0.016322486	0.021299646	-0.006590819	0.009712008	0.002384864	0.00177684	0.009942918	0.016604791	-0.015619587	-0.002843812	-0.014793299	-0.015622636	-8.21136E-06
AI817883	MYO1A	myosin IA	0.007938044	0.032478661	0.001747157	0.022690171	0.014016924	0.004313461	0.001435662	0.023172561	0.004088639	0.004915486	0.002568682	-0.002301333	-0.005636466
AA846573	PLCB3	phospholipase C	0.000627627	0.028609221	0.008220393	0.018805052	-0.000667897	0.000145449	0.005933289	0.015271996	-0.001453643	-0.008230495	-0.020990207	-0.009171545	-0.011506187
N73958	SCYA25	chemokine (C-C	-0.000762234	0.035861386	0.005768078	0.029435342	0.005281993	0.014117283	-0.002406245	0.013450636	0.00313467	0.00104323	-0.003216877	-0.001733504	0.006900715
AW009320	CDX1	caudal type home	-0.002752574	0.030961469	-0.003320918	0.012391852	0.002033261	8.7719E-05	-0.011806369	0.024962852	-0.005639276	-0.007342929	-0.004761686	-0.007540132	-0.003874043
AA453512	DGAT1	diacylglycerol O-a	-0.004653371	0.022653052	0.001271723	0.002475452	-0.003319618	-0.002007136	0.000761118	0.023104365	-0.01334123	-0.003026519	-0.009376407	-0.006935037	-0.006210636
AA778392	BENE	BENE protein	-0.008054792	0.032528197	0.000825513	0.011672815	-0.002675982	-0.002846984	-0.008777774	0.028806157	-0.002982841	-0.005593779	-0.008968021	-0.009936284	-0.005275695
AI433336	VIL1	villin 1	0.006698216	0.026747262	-0.009259498	0.011009252	0.00124699	-0.001971603	-0.006162827	0.020483646	-0.005496668	-0.010850235	-0.014770465	-0.013984874	-0.009027154
AA876039	VIL1	KIAA1594 protein	0.00543388	0.028482846	-0.003752235	0.007760171	-0.010826877	-0.00344926	-0.007506217	0.017872936	-0.001748	-0.014136053	-0.016009344	-0.014238875	-0.00513206
AI078794	SLC5A1	solute carrier fam	-0.002055022	0.02910705	-0.004517096	0.016178391	0.009992786	-0.003354816	-0.007301541	0.01628965	-0.000780691	-0.002105452	-0.006965284	-0.009758501	-0.004342125
W84773	ABCG2	ATP-binding cass	4.15858E-05	0.033566241	0.003509159	0.016276402	0.000940354	-0.006996919	-0.007366553	0.023963315	-0.011256514	0.001164012	-0.001582615	-0.011550318	0.002541326
AF098951	ABCG2	ATP-binding cass	-0.00449068	0.031170645	0.000468427	0.014258136	0.012849361	0.000484145	-0.005972573	0.026928971	-0.009596817	0.006254572	-0.007235684	-0.013822597	0.00207324
W70234	DPP4	dipeptidylpeptida	0.008400961	0.029822225	-0.000332015	0.010263932	0.001760523	-0.001518832	-0.007573294	0.020364371	-0.007377956	-1.1297E-05	-0.00863204	-0.012919044	-0.005915844
AA421278	MTP	microsomal trigly	-0.005336575	0.03040334	-4.58769E-05	0.022875398	0.005709579	0.008645894	-0.009749653	0.019539444	0.000746751	0.002530402	-0.00164132	-0.008239976	0.00959701
T61078	CPS1	carbamoyl-phosp	-0.003969163	0.026016033	-2.66485E-05	0.016841782	0.004946121	0.001961921	-0.005746575	0.025171155	-0.005800762	-0.001111665	-0.002979525	-0.000992307	-0.00342204
AI433892	CLDN15	claudin 15	-0.001822202	0.030542792	0.004490388	0.017630763	0.005475682	0.008092728	-0.00867571	0.024589767	0.00134	0.001717903	-0.003446275	-0.001679186	-0.000935708
N30191	CCK	cholecystokinin	0.007081999	0.00513193	0.007047902	0.002001147	-4.62121E-05	0.001904935	0.00616933	0.0021293	-0.007174135	0.00030012	0.002117969	-0.025031873	-0.000730548
AI377843	DCC	deleted in colorec	0.018182361	0.033571322	0.009878294	0.027444181	0.01295102	0.015548903	0.016078622	0.017832028	-0.007544126	0.009699252	-0.014507085	0.001010978	-0.017274638

Acc no	Symbol	Name	ab164 IM	ab040 N	ab149 N	ab135 CG	ab190 CG	ab139 N	ab201 CG	ab202 CG	ab204 CG	ab086 CG	ab099 CG	ab094 CG	ab050 IM
AA862813	COX8	cytochrome c oxi	0.00408145	0.023735039	0.003190689	0.00544958	0.004997105	0.010892742	-0.001310071	0.008793611	0.002695869	0.011174731	0.020884426	0.008416209	0.02844184
AA634381	NDUFS3	NADH dehydroge	0.006291605	0.011376729	0.008401509	0.008651724	0.004998416	0.010556414	-0.003707795	0.020951652	-0.002218062	0.020256775	0.027031568	0.016294256	0.025396816
AA922326	NDUFV2	NADH dehydroge	0.014840701	0.009278101	0.008378193	0.005465236	0.01077778	0.01159154	0.006088581	0.012950563	0.002669643	0.017077033	0.017717045	0.017157274	0.011995849
N71160	COX6B	cytochrome c oxi	0.010285066	0.004568971	0.00101347	0.006506762	0.001264401	0.008813164	0.002971191	0.014236907	0.003032523	0.012842948	0.023629052	0.016861414	0.02340743
AA496348	PDCD8	programmed cell	0.009880021	0.010272206	0.006291843	0.010472273	0.003910313	0.00380852	0.006335942	0.00608584	0.002006969	0.022584051	0.027296727	0.00979738	0.020963458
H68845	PRDX2	peroxiredoxin 2	0.008359455	0.003173468	0.004494286	0.008848504	0.005103126	-0.003210564	-0.000690335	-0.001015457	0.001161469	0.014855951	0.026233341	0.007117222	0.010267692
AA401686	GHITM	growth hormone	0.008831673	0.003595082	0.007641295	0.008924612	0.015923661	-0.005899281	0.011551309	0.029054637	0.007023499	0.01418743	0.034454118	0.012059073	0.025594392
AA664101	ALDH1A1	aldehyde dehydr	0.009562708	0.011048849	0.00437774	0.00467759	0.008477555	0.005163892	0.014536628	0.010018162	0.013590943	0.011861794	0.02527952	0.014802511	0.01572101
AA453765	ATP5F1	ATP synthase, H	0.011056131	0.016303181	0.005546053	0.001164745	0.00973455	0.00419911	0.006188045	0.0077053	0.005039334	0.021356086	0.030312845	0.015640691	0.025127384
AA046701	ATP5G1	ATP synthase, H	0.006815096	0.011192275	0.002027358	0.004928559	0.008865629	0.008319059	0.005052134	0.016250679	8.47219E-05	0.02121648	0.02804484	0.020037133	0.016812555
AA111999	NDUFA1	NADH dehydroge	0.012994639	0.003898815	0.00523756	0.010463802	0.00262644	0.013287779	0.006272148	0.014007721	0.007507485	0.016789041	0.026083804	0.012423094	0.007532751
AA482243	COX6A1	cytochrome c oxi	0.007348751	-0.001828219	0.000492091	-0.001943793	0.012432794	-0.001223917	0.00386356	0.00920385	0.000112568	0.007526092	0.035769126	0.007632331	0.022603061
AA425666	TPBG	trophoblast glyco	0.008550106	0.010566049	0.002722409	0.004107904	0.008632178	-0.005006413	0.010321926	0.012652434	0.005929474	0.017474128	0.033580093	0.018036578	0.011932123
AA644234	ATP5C1	ATP synthase, H	0.010580384	0.007834366	0.007186749	0.011738644	0.00961728	-0.000761636	0.008054625	0.011839836	0.007112427	0.015177985	0.027182929	0.011888264	0.014181068
AA133191	QP-C	low molecular ma	0.017325942	0.003283289	0.008998909	0.005341027	0.009833084	0.011952773	0.009596339	0.023832496	0.011172752	0.022304006	0.033728973	0.02361977	0.015100603
AI002403	COX7A2	cytochrome c oxi	0.01182062	0.00374688	0.003685948	0.012038473	0.011499019	-0.000328947	0.007570888	0.010559185	0.012764218	0.023275432	0.037826747	0.015002135	0.030758321
AW054890	COX5B	cytochrome c oxi	0.011831957	0.002092925	0.010861321	0.014649198	0.007128267	0.011629178	0.011318775	0.007675762	0.006645463	0.023036513	0.02757677	0.017651058	0.024936298
AA491224	COX5A	cytochrome c oxi	0.010877825	0.004430866	0.002087197	0.009557566	0.002770739	0.004529033	0.008984954	0.018347423	0.007730478	0.026605391	0.032956454	0.015264037	0.002261047
AA404486	SLC25A5	solute carrier fam	0.013395134	0.00383648	0.001609811	0.003783082	0.012659335	-0.005884462	0.015166277	0.003394392	0.006866178	0.01715455	0.026842908	0.012097917	0.027278188
H47080	ATP5G3	ATP synthase, H	-0.003551186	0.001873634	0.002106958	0.012863983	0.001540785	-0.003655406	0.006372073	0.006668937	0.002731106	0.010821194	0.023319373	0.01563242	0.021588306
T62865	AKR7A2	aldo-keto reducta	0.00822233	0.015272704	0.005050736	0.004714019	0.010578816	0.017155205	0.011490103	0.013121324	0.008286132	0.014629726	0.023593548	0.018353468	0.017796216
W45148	ACP1	acid phosphatase	0.017746894	0.013496683	0.017726772	0.003790003	0.005959644	0.003857277	0.011968565	0.010752169	0.011754037	0.020645278	0.024063346	0.023734176	0.02586779
AA629719	COX7C	cytochrome c oxi	0.007298639	0.006263644	0.005868972	0.005190605	0.005944022	0.015112082	0.001278403	0.009233397	-0.000528536	0.007120757	0.01602354	0.018575206	0.027552663
T48864	ACP2	acid phosphatase	0.003117293	0.010209175	0.014523639	0.003779235	0.006878986	0.0074478	0.014193028	0.008605118	0.00044984	0.016728147	0.024002095	0.025233781	0.030716997
N49405	NEDD8	neural precursor	0.016331753	0.009680149	0.015726783	0.023186001	0.010073637	0.016294679	0.004021335	0.010861812	0.007977203	0.018316351	0.021558683	0.019773687	0.027991387
AA458838	PMAIP1	phorbol-12-myris	0.00316727	0.003892631	0.00964662	0.013455707	0.002217088	0.003798097	0.001646953	0.02132017	0.003930215	0.021453067	0.028577786	0.012651197	0.024049271
AA156571	AARS	alanyl-tRNA synt	0.013319036	0.00834676	0.008945428	0.013912213	0.012131585	0.007179457	0.014341572	0.019361275	0.012460715	0.023499234	0.025635076	0.013414702	0.021039391
AA099855	COX17	COX17 homolog,	0.012786675	0.001707584	0.005804337	0.008875452	0.009900597	0.012473296	0.009295182	0.017591607	0.014693058	0.022909427	0.025597361	0.015393965	0.018854366
NM_006094	NM_006094	deleted in liver ca	0.012768322	0.009959762	0.006022912	0.012181538	0.008826111	0.015995232	0.006826268	0.01727738	0.010744607	0.011059649	0.030402888	0.016700728	0.021325626
AA126313	ATP5L	Data not found	0.017513981	0.007589744	0.008308014	0.005968221	0.010082137	0.018754113	0.012556394	0.016290925	-0.000311586	0.018069502	0.02524379	0.01583352	0.018309939
AA431433	ATP5I	ATP synthase, H	0.01222272	0.009638863	0.009738622	0.008868638	-0.001095884	0.024438363	-0.000516558	0.019170193	-0.00128003	0.021634969	0.018344464	0.016374754	0.027787941
AA504489	KIAA1040	KIAA1040 protein	0.013027497	0.011087035	0.008209934	0.012468218	0.006365546	0.015391275	0.007461743	0.011110295	0.001505453	0.023833683	0.021828496	0.013902196	0.02020391
AA460251	NDUFC1	NADH dehydroge	0.011703909	0.000762528	0.007767121	0.014570495	0.00184311	0.013503462	0.0044968	0.006737522	0.007827174	0.016897116	0.02418599	0.008449687	0.014392187
AA425211	NDUFA2	NADH dehydroge	0.01394836	0.004892463	0.008620659	0.01263544	0.000107283	0.020690968	0.002164503	0.005018138	0.004381236	0.020077852	0.022578186	0.012387829	0.010490195
AA680322	NDUFA4	NADH dehydroge	0.009843091	-0.007615226	0.011692521	0.010674713	0.011753534	0.012904447	0.003133001	0.013147227	0.007856041	0.018809641	0.036404453	0.010174909	0.029679348
H93508	DKFZP566K023	DKFZP566K023	0.018929289	0.017456485	0.016348151	0.011883758	-0.007996943	0.018611953	0.027023007	0.014163259	0.024427148	0.031734073	0.018593155	0.022717232	0.009204106
H72723	H72723	ESTs, Highly sim	0.021034198	0.013197432	0.01657257	0.011994399	-0.006557919	0.019539251	0.024563938	0.020365962	0.020310461	0.030344797	0.018135366	0.024082443	0.009268159
AA156031	MT2A	metallothionein 2	0.023878968	0.022386819	0.019536186	0.015373195	-0.012464274	0.018856464	0.024709374	0.014327565	0.022540718	0.026710438	0.018467582	0.02166931	0.010947408
AA999679	PCDHGA8	protocadherin ga	0.023962169	0.025352678	0.017446712	0.013236387	-0.003182183	0.018089792	0.026235609	0.016980988	0.023130236	0.02857128	0.018189046	0.024256435	0.008660967
AA872383	MT1E	Homo sapiens, S	0.019753254	0.022285031	0.014134034	0.014030446	-0.00296195	0.014851222	0.019585596	0.01487462	0.018479961	0.028121989	0.016033824	0.022445697	0.011737166
H53340	MT1G	metallothionein 1	0.018961844	0.022216444	0.015005727	0.009175861	-0.00739907	0.018457493	0.022047775	0.020606951	0.019228646	0.027057074	0.019214241	0.023028433	0.012465521
N55459	RNAHP	Homo sapiens, R	0.021022859	0.022136601	0.014676426	0.009991857	-0.005949125	0.018808376	0.022940916	0.017986873	0.017870827	0.027081195	0.017197628	0.023736685	0.012868224
H77597	MT1H	metallothionein 1	0.020969013	0.021963274	0.014275829	0.010301897	-0.007314158	0.016098731	0.021846835	0.01938495	0.019799465	0.02700435	0.017248217	0.022155127	0.009781688
H45668	KLF4	Kruppel-like facto	0.010605519	0.007023729	-0.015552528	0.001260995	0.002191853	-0.015507181	0.000221711	0.009076622	0.014193903	-0.006578624	0.009031872	-0.004713124	-0.005121655
H14359	ELF4	E74-like factor 4	-0.015600123	0.014632871	-0.028644906	-0.023580841	-0.000958942	-0.012605632	0.007816853	0.005236211	0.00284887	-0.017446928	0.005686861	-0.008245104	-0.006309473
AA278134	SEC24A	SEC24 related ge	-0.006462653	-0.00648497	-0.014450612	-0.019178533	-0.003599213	-0.013610701	0.012973129	-0.007890712	0.015648271	-0.00182717	0.001841909	-0.006563167	-0.004184377
N95495	LOC51128	GTP-binding prot	-0.014995445	-0.003318156	-0.020984946	-0.018456784	0.003977287	-0.005602484	0.008890256	-0.002562171	0.006919302	0.002418731	-0.002624179	-0.003424779	0.004449746
AI721225	CEACAM4	carcinoembryonic	-0.017440854	-0.002678682	-0.009157283	-0.011523043	-0.014100988	0.007254096	-0.023356245	-0.010300853	-0.006444669	0.00423451	0.008811745	0.008298169	-0.008402481
W51985	PSG5	pregnancy specif	-0.01137028	-0.001746116	-0.007100496	-0.018057468	-0.002037585	-0.000894994	-0.013952626	-0.012143368	-0.008348952	-0.00248115	0.004986641	0.006930542	-0.022290241
H69561	MAN2A1	Homo sapiens m	-0.017145085	-0.010317458	-0.009110669	-0.011321998	-0.008390773	-0.001922819	-0.012791207	-0.005636958	-0.015781166	-0.013022797	-0.014568304	-0.010575357	0.000272592
AA054073	CEACAM6	carcinoembryonic	-0.017949101	-0.008778163	-0.01057037	-0.009866838	-0.010621547	-0.001816601	-0.010875	-0.006656883	-0.018034657	-0.010002502	-0.010095364	-0.011439705	-0.003567524
AA058357	CEACAM7	carcinoembryonic	-0.009778863	-0.00345976	-0.005946815	-0.015353057	-0.007519108	-0.004897491	-0.011480123	-0.010213451	-0.012976886	-0.006800651	-0.007678584	-0.006927507	-0.003670011
N54494	CPB2	carboxypeptidase	-0.021938487	-0.003449752	-0.013210684	0.001533264	-0.007868016	-0.001441515	-0.013701639	-0.002990229	-0.017518842	-5.44336E-05	-0.003869543	-0.00229801	-0.009393199
T95747	PSG1	ESTs, Highly sim	-0.01548464	-0.006939762	-0.010852866	-0.01362657	-0.006284408	-0.00490469	-0.014549672	-0.010196842	-0.019588348	-0.008994939	-0.001958602	-0.005486067	-0.008141923
R73909	PSG11	pregnancy specif	-0.018493587	-0.002932111	-0.016050452	-0.011637051	-0.005136506	-0.001032209	-0.017081763	-0.01353892	-0.021993206	0.001870307	0.002004824	-0.008323634	-0.012146858
M33666	PSG6	pregnancy specif	-0.017242304	0.000322056	-0.010238817	-0.016352429	0.005613816	-0.003681497	-0.011356091	-0.002153085	-0.010529032	0.000827544	-0.005835003	-0.000715417	-0.016445701
AA130584	CEACAM5	carcinoembryonic	-0.017391623	-0.012986389	-0.012590265	-0.012876044	-0.000959677	-0.007768099	-0.011934663	-0.008765235	-0.015076089	-0.014505263	-0.01183933	-0.014936185	-0.010174731
R70868	R70868	Data not found	-0.003467009	-0.006320886	-0.0095662	-0.014779872	-0.007771522	-0.005127986	-0.017946162	-0.008493604	-0.006736925	0.001081784	0.001594582	-0.002591999	-0.011326836
H90219	IMPA1	inositol(myo)-1(o	-0.012574744	-0.00669883	-0.011638081	-0.0188489	-0.008263069	-0.003837755	-0.010315013	-0.002791702	-0.015771282	-0.00428668	-0.000460048	-0.005726041	-0.011993676
AA406571	CEACAM1	carcinoembryonic	-0.011136468	-0.004937436	-0.012988242	-0.015187796	-0.006634702	-0.005103683	-0.008448603	-0.006986344	-0.017606102	-0.006780114	-0.01373814	-0.006332714	-0.001482065

Acc no	Symbol	Name	ab164 IM	ab040 N	ab149 N	ab135 CG	ab190 CG	ab139 N	ab201 CG	ab202 CG	ab204 CG	ab086 CG	ab099 CG	ab094 CG	ab050 IM
AI887514	VILL	villin-like	-0.005344278	0.003327267	-0.014663286	0.000399567	0.005607341	0.004129886	-0.000177191	0.007290761	0.006350166	0.006468323	0.019104405	-0.00023893	0.0089484
R32848	S100P	S100 calcium bin	-0.003082155	0.004126462	-0.023847384	-0.008388754	0.006277102	-0.006519266	0.010764462	0.009041208	0.008177532	-0.002952531	0.000443101	0.001308989	0.00806026
H94487	CTSE	cathepsin E	-0.001268307	-0.003879523	-0.010598525	-0.006311788	0.004976607	-0.009278147	0.003282434	0.002069024	0.005821406	0.000602569	0.006630801	-0.010201394	0.009068773
AA886199	KIAA0452	chromosome 1 o	-0.003229425	0.000196606	-0.012299834	-0.010627034	-0.00057195	-0.007645031	0.00501841	1.34844E-05	0.003099934	-0.000439486	0.001926858	-0.006086616	0.009472978
AA280832	GALE	galactose-4-epim	-0.005671797	-0.002797918	-0.016166513	-0.004120773	0.004540798	0.002871823	0.001586411	-0.001125131	0.003083634	0.006045917	0.006161373	-0.00144068	0.011422146
AA455369	SLC9A1	solute carrier fam	-0.009739703	0.005775145	-0.012337322	-0.001434415	0.011467205	-0.009720044	0.005469233	0.017745252	0.009981115	0.000443754	0.009585624	-0.004830612	0.002082798
AW009769	TFF1	trefoil factor 1 (br	0.001993831	-0.001300704	-0.015015531	-0.0015493	0.006205944	-0.012633445	0.001391397	0.007836873	0.005439236	-0.00032192	0.006990669	-0.003447639	0.001839931
AA160783	FAT	FAT tumor suppr	-0.027731961	-0.014768615	-0.011178291	-0.01341196	-0.026005218	-0.00736276	-0.016250689	-0.01378223	-0.018055532	0.000132143	0.001769723	-0.008842545	-0.009038199
AA626356	USP18	ubiquitin specific	-0.02079674	0.007521812	-0.014249414	-0.003774886	-0.000683127	0.003546354	-0.019248048	-0.007917448	-0.012050781	0.001505605	-0.007891267	-0.004561776	0.006486397
AA977417	ALDOB	aldolase B, fructo	-0.005022081	0.003478117	-0.001895778	-0.001835227	-0.000270287	0.000929425	-0.000829567	0.007728717	0.004580071	-7.04774E-05	0.028588287	-0.003836508	0.011754292
H72098	ALDOB	aldolase B, fructo	-0.003158865	0.001158105	-0.001414215	-0.001855712	-0.005854933	0.00168312	-0.003840126	0.005144612	0.001471689	0.003370778	0.02899083	-0.005729813	0.006371297
AA459122	PCCB	propionyl Coenzy	0.002894628	-0.000686505	-0.001048721	0.004857781	0.001295945	-0.00202355	-0.001087979	-0.004068867	-0.001221447	0.005361242	0.015380012	0.002998898	0.015401396
AA211508	ZNF36	zinc finger protei	-0.011822584	0.005664749	-0.009548532	-0.002327067	-0.004048705	0.001119398	-0.001171246	0.014388111	-0.000320368	0.007028289	-0.005059339	-0.000720612	0.009062881
H73241	VIPR1	vasoactive intesti	-0.008797901	-0.001389761	-0.008687352	-0.009203042	-0.000678883	0.00182824	-0.003819305	0.005265681	-0.006394007	0.001347452	-0.001992624	-0.001683555	0.001357964
AI623883	MUC3B	mucin 3B	-0.008195566	-0.01916474	-0.009320879	-0.002995314	-0.018030999	0.005311233	-0.010980632	0.001512247	-0.020724244	-0.007904039	0.003277894	-0.010714116	-0.016429266
AA487488	CLDN7	claudin 7	-0.019861061	-0.017656404	-0.015226192	0.002684133	-0.013225702	-0.003070278	-0.026775332	-0.006502447	-0.022281959	-0.00636351	-0.016083131	-0.011840989	-0.008420763
AA699679	NR1I2	nuclear receptor	-0.003787807	-0.001321955	-0.009175628	-0.00793994	-0.010397179	-0.004675595	-0.013737692	-0.000820618	-0.011546131	0.003447411	-0.006095222	-0.00155117	-0.004960107
AA884167	ANXA13	annexin A13	-0.015287793	0.001981235	-0.008748838	0.000135608	-0.012981692	0.000639121	-0.017165668	-0.009272108	-0.009260002	0.000798997	-0.009729258	-0.001913829	-0.001174669
AA702640	DDC	dopa decarboxyla	-0.017713553	-0.003563275	-0.012193449	-0.006736261	-0.00667933	-0.002345522	-0.010688183	-0.00405795	-0.006985092	-0.002428764	-0.008165683	-0.003277556	-0.003891832
AI817883	MYO1A	myosin IA	-0.012183069	-0.005969686	-0.013610585	-0.005570518	0.006925533	0.005048953	-0.010783544	-0.001231825	-0.010795054	0.004341126	-0.001452188	-0.010244988	0.005646544
AA846573	PLCB3	phospholipase C	-0.014095162	-0.006890056	-0.012872519	-0.007767753	-0.015459383	-0.000923932	-0.019277605	0.000294354	-0.018892218	-0.004359602	0.001982546	-0.011919455	-0.002406162
N73958	SCYA25	chemokine (C-C	-0.005346861	-0.000159958	-0.003038921	0.002782587	-0.011499855	0.007015565	-0.003604358	0.004925131	-0.003213185	0.009328783	0.002907798	0.000704476	-6.20186E-05
AW009320	CDX1	caudal type home	-0.010723965	-0.004333879	-0.002600779	0.000157624	-0.013904527	0.000360662	-0.006587185	0.000454358	-0.008193299	0.003222252	-0.000443486	-0.003654299	-0.001731703
AA453512	DGAT1	diacylglycerol O-a	-0.016987047	-0.007803546	-0.006174114	-0.00055472	-0.012481702	-0.003194195	-0.010518856	-0.008914782	-0.009986722	-0.001984923	-0.004273096	-0.007453658	-0.001969112
AA778392	BENE	BENE protein	-0.009739694	-0.008133214	-0.008666067	-0.007529411	-0.00566387	-0.003437242	-0.011846187	-0.006556498	-0.013560198	-0.000742773	-0.015020079	-0.008075989	-0.004045725
AI433336	VIL1	villin 1	-0.016728527	-0.01022812	-0.012295915	-0.006603333	-0.016527757	-0.002632052	-0.015000755	-0.010582217	-0.012100057	-0.004905895	-0.008560876	-0.012920887	-0.004141648
AA876039	VIL1	KIAA1594 protein	-0.015516434	-0.003907187	-0.010288135	-0.014536022	-0.012411517	-0.002673672	-0.019007239	-0.008793066	-0.016262458	-0.00174424	-0.006582676	-0.006989818	-0.005692617
AI078794	SLC5A1	solute carrier fam	-0.013012981	-0.005356469	-0.010094786	-0.007811016	-0.011414647	0.001327065	-0.01443392	-0.000853657	-0.015169521	0.001202455	-0.00954716	-0.004845488	-0.004826411
W84773	ABCG2	ATP-binding cass	-0.01096766	0.007327222	-0.004740363	0.001117454	-0.020732618	0.001926356	0.000408621	0.004916354	-0.003039172	0.010714772	-0.000194804	0.002072794	-0.004402142
AF098951	ABCG2	ATP-binding cass	-0.011848761	0.008876159	-0.004156608	-0.001592022	-0.015587907	0.00048123	-0.005347195	0.004531987	-0.003092028	0.010365654	-0.005218578	0.003134552	0.000301383
W70234	DPP4	dipeptidylpeptida	-0.009279404	0.005634375	-0.008533798	-0.005907164	-0.014814363	-0.000665146	-0.010773208	-0.000515896	-0.009963109	0.001390408	-0.008425194	-0.000824359	-0.010857278
AA421278	MTP	microsomal trigly	0.000341905	0.011661407	3.12306E-05	0.001901983	-0.01066579	0.000162991	-0.007203679	0.000251212	-0.003902147	0.009396811	-0.004646627	0.00050085	-0.00317096
T61078	CPS1	carbamoyl-phosp	-0.008679387	0.002102016	-0.004892702	7.97995E-05	-0.016416083	0.003216442	-0.008498601	7.03403E-06	-0.005150794	0.006335887	-0.001183451	0.002074706	-0.002478218
AI433892	CLDN15	claudin 15	-0.00949781	0.001504642	-0.005170318	-0.001835256	-0.011776321	0.007240459	-0.007268213	0.00102054	-0.005849582	0.006745641	0.005495655	-0.000723044	-0.001211319
N30191	CCK	cholecystokinin	0.006650534	0.001929084	-0.000849208	-0.013764896	-0.014992279	-0.01617005	-0.011654537	-0.001997337	-0.011206597	0.006310833	-0.005614051	-0.006864628	-0.004887189
AI377843	DCC	deleted in colorec	-0.013718037	-0.001942649	-0.014994871	0.004377649	-0.002796348	0.002946364	-0.000838919	-0.001522075	-0.004423002	0.01195801	-0.000792653	-0.004538561	0.009188812

Acc no	Symbol	Name	ab004 CG	ab079 CG	ab064 N	ab134 N	ab109 CG	ab196 CG	ab045 N	ab119 IM	ab174 CG	ab177 IM	ab180 N	ab165 CG	ab114 CG
AA862813	COX8	cytochrome c oxi	0.01928521	0.010612437	0.025239045	0.008566055	-0.00835667	0.005590006	0.023239147	0.00792669	0.028576133	0.016495716	0.018941807	0.006173127	0.023907376
AA634381	NDUFS3	NADH dehydroge	0.012539463	0.016155025	0.016422591	0.013442048	0.00116924	0.012208632	0.026006789	0.006305599	0.040178631	0.016461641	0.024233778	0.006312458	0.0235231
AA922326	NDUFV2	NADH dehydroge	0.015647167	0.018208937	0.022890502	0.008629507	0.003995007	0.013472935	0.01933621	0.01132334	0.038562857	0.008406956	0.025958369	0.011859354	0.019036378
N71160	COX6B	cytochrome c oxi	0.015366436	0.008879925	0.022022317	0.016963408	0.005642464	0.005636881	0.00894624	0.014765055	0.032663721	0.017255557	0.017699268	0.013189811	0.021822264
AA496348	PDCD8	programmed cell	0.013864497	0.020321658	0.028275195	0.014430274	0.007641742	0.010312808	0.018981988	0.01893417	0.035821155	0.006071509	0.014892886	0.010740123	0.021977319
H68845	PRDX2	peroxiredoxin 2	0.007765505	0.004392591	0.019248935	0.009432811	0.006806594	0.00681024	0.019974275	0.008112344	0.03035927	0.006217808	0.014292188	0.010401396	0.009031476
AA401686	GHITM	growth hormone	0.017902253	0.01510288	0.029172243	0.00493805	0.007353468	0.01212173	0.019110628	0.012252995	0.034244221	0.001386753	0.020979238	0.012084308	0.016033905
AA664101	ALDH1A1	aldehyde dehydr	0.017615353	0.015168703	0.020272427	0.01073937	0.008454576	0.009671648	0.015511767	0.013321766	0.023014603	0.011073413	0.02020758	0.00918922	0.013811671
AA453765	ATP5F1	ATP synthase, H	0.014754622	0.012951255	0.023188924	0.013960156	0.008694857	0.009661738	0.016112544	0.011221162	0.044870348	0.012322007	0.015109721	0.011483937	0.008705514
AA046701	ATP5G1	ATP synthase, H	0.008901208	0.019556698	0.021443297	0.019797471	0.002045837	0.006579525	0.022547094	0.004173327	0.036449912	0.01331662	0.016365417	0.010286577	0.006847326
AA111999	NDUFA1	NADH dehydroge	0.008772614	0.004826388	0.01291697	0.019445191	0.007016366	0.012378001	0.021042141	0.00773893	0.021570372	0.011152897	0.019120205	0.019205401	0.005329832
AA482243	COX6A1	cytochrome c oxi	0.006205163	0.016857739	0.018657149	0.009634555	-0.007545972	0.007998316	0.014286047	0.003117994	0.031920874	0.012771164	0.019669023	0.00759671	0.015870258
AA425666	TPBG	trophoblast glyco	0.006464352	0.018294541	0.016549458	0.014774304	-0.005431671	0.011123923	0.016692723	0.003670649	0.02941951	0.003652561	0.024824936	0.008260626	0.018007366
AA644234	ATP5C1	ATP synthase, H	0.009779747	0.021307227	0.021697147	0.015295745	-0.000959651	0.009355232	0.018807775	0.004710123	0.03111173	0.006100551	0.020555258	0.010487797	0.01387795
AA133191	QP-C	low molecular ma	0.018653268	0.024366607	0.023630564	0.018561538	0.011803208	0.014866	0.019199478	0.008293158	0.032476188	0.012760779	0.024163659	0.017640097	0.018348581
AI002403	COX7A2	cytochrome c oxi	0.021579134	0.020867961	0.028583139	0.019580227	0.007929082	0.016020199	0.023174356	0.010982541	0.034113801	0.006106745	0.025482304	0.013453895	0.017290792
AW054890	COX5B	cytochrome c oxi	0.012901262	0.019435973	0.023486191	0.019103482	0.004005662	0.024752446	0.017652424	0.014481562	0.027615531	0.015954375	0.022426271	0.011946394	0.013025272
AA491224	COX5A	cytochrome c oxi	0.005952955	0.030070935	0.017458169	0.01192763	0.000722389	0.016439819	0.025188474	0.007122307	0.036594629	0.010416971	0.028879097	0.014919074	0.010584894
AA404486	SLC25A5	solute carrier fam	0.022768324	0.022695458	0.02155511	0.002294811	0.013673839	0.004867568	0.013567839	0.009492231	0.028309136	0.006659213	0.026594774	0.012936589	0.012477701
H47080	ATP5G3	ATP synthase, H	0.006745062	0.012613014	0.018568537	0.008462181	-0.001081292	-0.000940196	0.023116948	0.01151798	0.026903726	-0.001125927	0.012388903	0.007991099	0.014288809
T62865	AKR7A2	aldo-keto reducta	0.018103641	0.013207071	0.014312157	0.017674684	0.003871037	0.019602187	0.017728462	0.018238439	0.019420079	0.008803349	0.020346421	0.015183686	0.019890277
W45148	ACP1	acid phosphatase	0.030809157	0.012349208	0.015037697	0.002244616	-1.23762E-05	0.011002851	0.021471042	0.013545904	0.023528982	-0.002193328	0.027875058	0.01066548	0.004950165
AA629719	COX7C	cytochrome c oxi	0.016007056	0.003059435	0.010677793	0.007069294	-0.00010841	0.011541337	0.013888476	0.008023107	0.018961093	0.008016609	0.015823388	0.008902992	0.006740494
T48864	ACP2	acid phosphatase	0.025134917	0.010092301	0.023417582	0.011364941	0.006612166	0.006269476	0.019478883	0.018731625	0.027365316	0.008608473	0.020563883	0.014395161	0.029587834
N49405	NEDD8	neural precursor	0.018239847	0.014148031	0.030276505	0.012566817	0.01084123	0.018265029	0.02883774	0.011351478	0.028279753	0.00645216	0.02269397	0.012329438	0.016613831
AA458838	PMAIP1	phorbol-12-myris	0.018013383	0.007631344	0.023352309	0.004847434	-0.006065464	-0.009294158	0.018867723	0.016388413	0.025178096	0.002683694	0.015079862	0.00957817	0.01251414
AA156571	AARS	alanyl-tRNA synt	0.019125859	0.008507532	0.015392528	0.016411626	6.85584E-06	0.01580565	0.024679387	0.015785675	0.030216494	0.011181958	0.022655479	0.008583129	0.016386431
AA099855	COX17	COX17 homolog,	0.015823876	0.0131544	0.019360662	0.018048627	0.011953484	0.024442866	0.02269506	0.011252924	0.024284565	0.012253322	0.019803542	0.010746102	0.015106216
NM_006094	NM_006094	deleted in liver ca	0.015156606	0.015775542	0.026989139	0.022527783	0.001022324	0.015417202	0.022028558	0.01745076	0.032704883	0.01802052	0.02010076	0.009712208	0.01676735
AA126313	ATP5L	Data not found	0.004885727	0.017560892	0.015273167	0.022492421	-0.00040905	0.004034723	0.025438371	0.005709281	0.030261458	0.009467208	0.022807822	0.013232734	0.00685512
AA431433	ATP5I	ATP synthase, H	0.009578223	0.011178279	0.019884888	0.014627329	0.005437276	0.007704382	0.014075556	0.013492809	0.020472677	0.017349866	0.022377656	0.009283019	0.019423374
AA504489	KIAA1040	KIAA1040 protein	0.023447101	0.005420271	0.020245216	0.02150341	0.016946186	-0.001548415	0.018658944	0.020397193	0.027624797	0.008765904	0.018592286	0.010706272	0.031220547
AA460251	NDUFC1	NADH dehydroge	0.015675599	0.011606063	0.018766893	0.020055781	0.007501762	0.001622816	0.013367869	0.016823222	0.02082713	0.017643781	0.020552826	0.008862084	0.019632057
AA425211	NDUFA2	NADH dehydroge	0.021548592	0.0083344	0.015598571	0.023125584	-0.002037699	0.008561461	0.021878382	0.015311232	0.031360686	0.013735872	0.012907678	0.007362573	0.021697514
AA680322	NDUFA4	NADH dehydroge	0.020151529	0.018858302	0.028123554	0.027886014	0.014060281	0.031944293	0.020587107	0.006946653	0.033987234	0.012186321	0.016241716	0.013934482	0.009410233
H93508	DKFZP566K023	DKFZP566K023	0.027277283	-0.001023742	0.01577224	0.022932113	0.014927661	0.014525695	0.034664464	0.032462479	-0.006330609	0.001280383	0.021633846	0.011719473	-0.004126981
H72723	H72723	ESTs, Highly sim	0.027518399	0.006032328	0.009885399	0.020767868	0.020054179	0.019319462	0.010393131	0.036538755	0.003636116	0.005796531	0.022640466	0.015136065	-0.006158464
AA156031	MT2A	metallothionein 2	0.027633331	0.005575966	0.006519661	0.022147194	0.019334986	0.018311063	0.02814539	0.034948664	-9.00333E-05	0.000120985	0.021720022	0.015379232	-0.000298963
AA999679	PCDHGA8	protocadherin ga	0.03065691	0.000435179	0.00818107	0.022117696	0.019275434	0.014215945	0.033619129	0.035379163	0.002381286	0.003313077	0.021118799	0.012962394	-0.004158111
AA872383	MT1E	Homo sapiens, S	0.030663043	0.003963707	0.00977731	0.018556118	0.016001032	0.017127579	0.024700986	0.030301534	0.001643217	0.007422811	0.020275389	0.01118381	-0.004153404
H53340	MT1G	metallothionein 1	0.029065011	0.006230612	0.011276635	0.018466886	0.022725162	0.020315628	0.028613537	0.026713471	0.008361319	0.007944979	0.023231849	0.017407716	-0.001721716
N55459	RNAHP	Homo sapiens, R	0.02929617	0.003111887	0.009068869	0.019167436	0.020712787	0.018221499	0.031104635	0.031932285	0.00450099	0.006164636	0.021979011	0.014732675	-0.001695398
H77597	MT1H	metallothionein 1	0.028312546	0.001063299	0.008919865	0.019111242	0.019640866	0.017484106	0.028952532	0.030963487	0.004851253	0.006667873	0.020720728	0.013955971	-0.005118235
H45668	KLF4	Kruppel-like facto	-0.000250959	0.012134133	0.012412483	-0.018360828	0.015111188	0.001917816	0.004237607	0.005357008	-0.001632122	0.017024697	-0.000600136	0.000608719	-0.001044152
H14359	ELF4	E74-like factor 4	-0.009946609	0.010531878	0.009045201	-0.032621283	0.020101936	-0.010629576	0.009267113	-0.014244736	-0.007831592	0.008133024	-0.002721958	-0.005601373	-0.014004587
AA278134	SEC24A	SEC24 related ge	-0.002383042	0.002221494	0.009962121	0.008226498	-0.005619667	-0.005201245	0.005055365	-0.014364216	0.000105499	0.006792453	0.001507691	0.01206606	0.006915711
N95495	LOC51128	GTP-binding prot	0.008134028	0.009687074	0.00971751	-0.004526504	-0.002964706	-0.00322606	-0.00012499	0.006588826	0.004691612	0.001674651	-0.009507957	0.007176218	0.02299045
AI721225	CEACAM4	carcinoembryonic	-0.00524025	-0.007673142	-0.004914952	-0.001319258	0.013037725	0.002365561	-0.00329794	-0.010726492	-0.008720292	-0.004543831	0.002023112	-0.013807654	-0.013181012
W51985	PSG5	pregnancy specif	-0.010348693	-0.016442923	-0.018522629	-0.00938159	0.015520659	0.005566556	-0.008556155	-0.012136665	-0.000611262	0.0007149	0.001788673	-0.016984184	-0.004064592
H69561	MAN2A1	Homo sapiens m	-0.001106262	-0.014928194	-0.009153565	-0.010559258	0.012870268	-0.001322945	-0.010746471	-0.020121836	-0.010556282	0.00475688	-0.012571698	-0.013722372	-0.009758387
AA054073	CEACAM6	carcinoembryonic	-0.002142681	-0.009426166	-0.007812502	-0.00830272	0.013795873	-0.002121914	-0.007633747	-0.01800141	-0.01376587	0.004930039	-0.011563149	-0.018458447	-0.012895265
AA058357	CEACAM7	carcinoembryonic	0.003625983	-0.01611498	-0.00754484	-0.012972489	0.015420365	0.008327635	-0.00516218	-0.018361229	-0.00767073	0.000138803	-0.008481749	-0.012578965	-0.014287206
N54494	CPB2	carboxypeptidase	-0.004309687	-0.000968978	-0.006801106	-0.007382114	0.020976301	-0.0119872	-0.001214197	-0.013798472	-0.015096143	-0.006901166	-0.005022353	-0.023299189	-0.009986164
T95747	PSG1	ESTs, Highly sim	-0.001920021	-0.008994532	0.00141438	-0.008652329	0.020606962	-0.004895185	0.004557544	-0.012396551	-0.015135168	-0.00088433	0.001842665	-0.019739119	-0.005192616
R73909	PSG11	pregnancy specif	0.002464226	-0.009434146	-0.003911845	0.00247957	0.018214191	-0.011960281	0.002299212	-0.016365413	-0.011684244	-0.004960845	-0.003865704	-0.024665208	-0.005939396
M33666	PSG6	pregnancy specif	-0.001641071	-0.004144858	-0.010419101	-0.016192281	0.022697423	-0.010108615	-0.003569813	-0.003155186	-0.009305123	0.002362312	-0.00185384	-0.010567231	-0.014441427
AA130584	CEACAM5	carcinoembryonic	-0.011963903	-0.008514566	-0.012904075	-0.014218672	0.017619895	-0.010591581	-0.014372801	-0.017894906	-0.010942475	-0.00063507	-0.005315433	-0.017478868	-0.021069348
R70868	R70868	Data not found	-0.008159886	-0.002495434	-0.010793521	-0.012206356	0.017324778	0.004934442	-0.013408033	-0.018669541	-0.012623498	-0.000470326	-0.003080488	-0.016343657	-0.01356352
H90219	IMPA1	inositol(myo)-1(o	-0.008056237	0.0002459	-0.016920709	-0.020015259	0.016499275	0.000406423	-0.013532463	-0.020152947	-0.012688893	-0.000421188	-0.008378547	-0.017907826	-0.017383724
AA406571	CEACAM1	carcinoembryonic	-0.007632518	-0.015432316	-0.010423854	-0.006356628	0.013020547	-0.005220219	-0.006715974	-0.012938518	-0.006234562	0.003025112	-0.008964368	-0.016067864	-0.006012349

Acc no	Symbol	Name	ab004 CG	ab079 CG	ab064 N	ab134 N	ab109 CG	ab196 CG	ab045 N	ab119 IM	ab174 CG	ab177 IM	ab180 N	ab165 CG	ab114 CG
AI887514	VILL	villin-like	-0.008137226	0.024114173	0.010416036	-0.000865437	-0.000298122	0.006657498	0.000157852	0.004301572	-0.002971491	0.029504737	0.013938161	0.007091408	0.006387053
R32848	S100P	S100 calcium bin	-0.006909418	0.010813045	0.009557564	-0.004299165	0.012007956	0.002512441	-0.00386431	0.007481561	0.010258256	0.014107201	0.004210953	0.008875635	0.013267793
H94487	CTSE	cathepsin E	-0.003412111	0.008353671	0.011736629	-0.002158726	0.009153148	0.004997334	-0.003439041	0.005432874	0.004800938	0.01015972	0.004116037	0.002791559	0.010561635
AA886199	KIAA0452	chromosome 1 o	0.003177044	0.013466372	0.015406208	-0.000129196	0.005064487	0.000869952	0.006066936	0.004208048	0.004595377	0.012532892	0.005720789	-0.001047805	0.010256219
AA280832	GALE	galactose-4-epim	0.003420571	0.019173735	0.017500376	0.005162285	0.009224484	0.005044396	-0.000720975	0.005250772	0.005848065	0.015812201	0.003329429	0.002642057	0.016307458
AA455369	SLC9A1	solute carrier fam	0.000886237	0.019369589	0.021634992	-0.00828286	0.004803404	0.000869142	0.002326452	0.002606388	0.006573957	0.020158046	0.003986284	0.006063758	0.010766448
AW009769	TFF1	trefoil factor 1 (br	-0.004171218	0.014894197	0.009814239	-0.007709279	0.007041437	0.003548601	-0.000825427	-0.002007777	0.000110329	0.009820527	0.005968344	0.003730759	0.00571643
AA160783	FAT	FAT tumor suppr	-0.0023695	-0.002033116	-0.004783881	-0.012056148	-0.00974916	-0.003341594	-0.016709315	-0.019897413	-0.01324384	-0.004380347	-0.011374318	-0.025407143	-0.006310939
AA626356	USP18	ubiquitin specific	0.014888779	-0.003159517	0.013685731	0.001461517	-0.001908723	0.002795462	0.022383019	-0.003515418	-0.00220938	0.029464658	0.013827173	-0.014071731	0.013062146
AA977417	ALDOB	aldolase B, fructo	0.016630455	0.021886331	0.020823902	0.006078919	0.000643727	0.008156896	0.004717168	-0.003525102	0.016201288	0.022879184	-0.004406279	-0.002194073	0.005265724
H72098	ALDOB	aldolase B, fructo	0.014294869	0.022074724	0.018185702	0.00701836	0.001145557	0.006591552	0.005094687	-0.003731549	0.017113543	0.021466781	-0.003033376	-0.003149587	0.002811637
AA459122	PCCB	propionyl Coenzy	0.035124689	0.008750754	0.013612214	0.000556302	-0.000878347	-0.000435019	0.018631937	4.13314E-05	0.011316747	0.024673135	0.003713169	0.001485381	0.01563466
AA211508	ZNF36	zinc finger protei	0.009199308	0.001762799	-0.006803242	0.00308879	0.011871317	0.003405506	-0.002056046	-0.001020554	-0.007121718	0.036772787	5.52114E-05	-0.005385882	0.003820045
H73241	VIPR1	vasoactive intesti	0.002305288	0.005575807	-0.009242812	-0.004508015	0.008475464	-0.005944141	-0.012117644	0.001418418	-0.007441266	0.028033052	-0.000375733	-0.004274985	0.003599797
AI623883	MUC3B	mucin 3B	-0.008332797	-0.00268018	-0.016208977	0.001754167	0.005700194	0.006749755	-0.011510121	-0.008897558	-0.019562281	0.015190496	-0.009405274	-0.011525754	-0.009583998
AA487488	CLDN7	claudin 7	-0.00475399	-0.011869252	-0.018480828	-0.015911396	-0.003758423	-0.010543175	-0.016690062	-0.019388365	-0.020556647	0.012305714	-0.02072012	-0.026750534	-0.022360474
AA699679	NR1I2	nuclear receptor	0.001303077	0.001411778	-0.00253359	-0.006086084	0.005758024	-0.001812758	-0.00809	-0.017722796	-0.010687865	0.030227191	-0.002904687	-0.016951776	-0.007627818
AA884167	ANXA13	annexin A13	0.000391939	0.005233574	0.008182774	-0.001904499	-0.011529868	0.004719679	0.002026925	-0.015755192	-0.013066567	0.030243778	0.0011821	-0.0151979	-0.005618387
AA702640	DDC	dopa decarboxyla	-0.002212402	-0.009453584	-0.00258156	-0.004563761	-0.001602044	-0.004716542	-0.012753006	-0.017528856	-0.012993563	0.018854014	-0.007776435	-0.016811933	-0.003708699
AI817883	MYO1A	myosin IA	0.004239361	0.007435713	0.002229815	-0.002127592	-0.003027706	0.000977509	3.21362E-05	-0.002520908	-0.010508576	0.025636314	0.012150649	-0.00673593	0.005308838
AA846573	PLCB3	phospholipase C	-0.020088771	0.003931426	-0.001248091	-0.005215162	-0.007511042	-0.007876342	-0.00618082	-0.012790507	-0.003056287	0.024459548	-0.002930624	-0.007972411	-0.004895046
N73958	SCYA25	chemokine (C-C	0.002036617	0.00644499	0.005628056	0.004331456	0.000183984	0.005379631	-0.001418792	-0.006032842	-0.003667483	0.032440625	-0.002237169	-0.010571029	-0.002713432
AW009320	CDX1	caudal type home	0.001598528	-0.00167443	-0.001909497	0.001288571	0.020558475	-0.001277479	-0.003238344	-0.007314196	-0.01093843	0.019189544	-0.009274438	-0.015888482	-0.006921547
AA453512	DGAT1	diacylglycerol O-a	-0.003929231	-0.009102188	0.00102411	9.97193E-05	0.00766671	-0.005303081	-0.011826159	-0.006579518	-0.014234627	0.012975787	-0.006618645	-0.010467883	0.000286431
AA778392	BENE	BENE protein	-0.006101592	-0.011716732	-0.0033516	-0.007688831	-0.000483294	-0.004335873	-0.013451929	-0.010058085	-0.007269157	0.023691459	-0.001309625	-0.01085841	-0.002635724
AI433336	VIL1	villin 1	0.00343465	-0.007938786	0.002916634	0.004100675	0.003233465	-0.003682457	-0.005920549	-0.017731602	-0.017847135	0.01501407	-0.006854499	-0.02049429	-0.011085384
AA876039	VIL1	KIAA1594 protein	-0.007835877	-0.010740016	-0.003073046	-0.014323939	0.00228989	-0.005443114	-0.009038432	-0.015899119	-0.008909842	0.01680687	-0.009603528	-0.014633404	-0.017669176
AI078794	SLC5A1	solute carrier fam	-0.003904421	-0.004184157	-0.005148203	-0.000465037	0.000898856	-0.010668807	-0.013611001	-0.01648116	-0.012751531	0.014615086	-0.004963627	-0.016894643	0.002714537
W84773	ABCG2	ATP-binding cass	0.00778507	-0.004632959	0.006150005	-0.000836155	0.003937826	0.008827397	-0.008465635	-0.007747434	-0.005936037	0.011364588	-0.003348555	-0.009926781	0.002112503
AF098951	ABCG2	ATP-binding cass	0.006700011	0.00331337	0.007242018	-0.003408369	-0.000324209	0.001481196	-0.006014623	-0.007216596	-0.011002674	0.015856127	0.000371085	-0.014461023	-0.000888164
W70234	DPP4	dipeptidylpeptida	-0.001864924	-0.007179404	-0.005314386	-0.004371665	0.002306869	-0.000201269	-0.010368637	-0.020329051	-0.016907416	0.009810932	-0.00895408	-0.013414968	-0.010635914
AA421278	MTP	microsomal trigly	-0.002151376	0.00326503	-0.002288039	-0.003467035	-0.000962776	0.003766059	0.003505436	-0.0032089	-0.000447112	0.02515649	-0.004202256	-0.011152977	-0.003576957
T61078	CPS1	carbamoyl-phosp	0.00454244	-0.003667446	0.001880571	0.001534741	-0.005678428	0.007868126	-0.008845762	-0.011273017	-0.010143973	0.024013759	-0.001941242	-0.011080202	-0.002768427
AI433892	CLDN15	claudin 15	-0.000248201	0.00968154	-0.001882364	0.003029743	-0.00499694	0.00198341	-0.003467424	-0.003015949	-0.008417314	0.029252827	-0.004597269	-0.007486223	-0.003477538
N30191	CCK	cholecystokinin	0.00588563	-0.002631186	0.009633055	-0.01038322	-0.005181191	-0.000857076	-0.002876102	0.000999444	-0.002514748	0.019578753	0.002811949	-0.018319666	0.001744888
AI377843	DCC	deleted in colorec	0.00532691	0.023423105	0.003122627	0.016678614	0.016628256	-0.003181805	0.016254496	-0.010523178	-0.007181097	0.017409733	-0.004056462	-0.003010831	-0.000290905

Acc no	Symbol	Name	ab057 IM	ab187 CG	ab111 CG	ab056 D	ab015 CG	ab161 N	ab169 CG
AA862813	COX8	cytochrome c oxi	0.015161124	0.006931325	0.011293618	0.032405399	0.028328999	0.011571842	0.001742894
AA634381	NDUFS3	NADH dehydroge	0.014044928	0.008045698	0.017342825	0.027315195	0.010919318	0.019950809	0.002522097
AA922326	NDUFV2	NADH dehydroge	0.009491313	0.023450747	0.012663339	0.019275951	0.010501424	0.011465557	0.003492548
N71160	COX6B	cytochrome c oxi	0.016028099	0.008490101	0.024739615	0.029001248	0.02061575	0.011283308	0.001953707
AA496348	PDCD8	programmed cell	0.012271128	0.016293655	0.021723784	0.007758475	0.021154202	0.014956063	0.005582431
H68845	PRDX2	peroxiredoxin 2	0.012732714	0.016188161	0.007779155	0.018658273	0.011738022	0.011190755	0.000941546
AA401686	GHITM	growth hormone	0.006752526	0.023788707	0.017907719	0.008387005	0.021116288	0.018649319	0.002906434
AA664101	ALDH1A1	aldehyde dehydr	0.015784321	0.020716687	0.014990602	0.011403925	0.017590026	0.012333071	0.007140713
AA453765	ATP5F1	ATP synthase, H	0.01287108	0.022047909	0.017765236	0.016627161	0.012468927	0.018070644	0.004390153
AA046701	ATP5G1	ATP synthase, H	0.014835502	0.007430588	0.018283567	0.021063679	0.012618986	0.017923572	-0.000676175
AA111999	NDUFA1	NADH dehydroge	0.017751914	0.014555507	0.015344102	0.023844898	0.015817123	0.011088914	0.006027189
AA482243	COX6A1	cytochrome c oxi	0.012941103	0.020954515	0.011703889	0.019390443	0.009622212	0.009362364	-0.006793586
AA425666	TPBG	trophoblast glyco	0.019519749	0.022988714	0.013886048	0.021745849	0.011795163	0.014798484	0.008905304
AA644234	ATP5C1	ATP synthase, H	0.021248697	0.015941136	0.016693548	0.017937888	0.016564455	0.01916855	0.009759932
AA133191	QP-C	low molecular ma	0.022086186	0.025065763	0.023926674	0.031091329	0.020330255	0.020310191	0.012301086
AI002403	COX7A2	cytochrome c oxi	0.024388087	0.030622346	0.021610065	0.031616459	0.024338579	0.01542278	0.007920909
AW054890	COX5B	cytochrome c oxi	0.017124238	0.023185796	0.023511387	0.028870983	0.019624841	0.016901438	-0.003755216
AA491224	COX5A	cytochrome c oxi	0.01435669	0.025278445	0.018267635	0.024829265	0.014580446	0.010643788	0.009445179
AA404486	SLC25A5	solute carrier fam	0.013896547	0.027938702	0.01666231	0.009252125	0.019877124	0.018194888	0.003510799
H47080	ATP5G3	ATP synthase, H	0.003291531	0.018059333	0.014174328	0.013605007	0.017082327	0.015013355	0.012044295
T62865	AKR7A2	aldo-keto reducta	0.017171195	0.015596252	0.028539784	0.017906412	0.015296794	0.011097191	0.011908991
W45148	ACP1	acid phosphatase	0.011748429	0.026645322	-0.000274926	0.035325194	0.021398	0.022648314	0.020072308
AA629719	COX7C	cytochrome c oxi	0.009338494	0.011688254	0.007079495	0.022425393	0.007188815	0.013023083	-0.000721105
T48864	ACP2	acid phosphatase	0.022927211	0.015732364	0.008328772	0.034818924	0.024083713	0.01511252	0.012103302
N49405	NEDD8	neural precursor	0.022507565	0.019041992	0.00896977	0.033168096	0.023286665	0.013492513	0.008192672
AA458838	PMAIP1	phorbol-12-myris	0.014503026	0.018308383	0.017556566	0.025587995	0.013862573	0.016554537	0.012979559
AA156571	AARS	alanyl-tRNA synt	0.0234636	0.021312923	0.020377629	0.028958576	0.016814755	0.020066562	0.018736289
AA099855	COX17	COX17 homolog,	0.026619164	0.021412092	0.011307063	0.033453541	0.011768936	0.016467202	0.010805176
NM_006094	NM_006094	deleted in liver ca	0.025081108	0.01346929	0.012888819	0.029783808	0.013944683	0.0214623	0.017133073
AA126313	ATP5L	Data not found	0.011746124	0.002843264	0.014587145	0.030376752	0.008976114	0.007546756	0.007176813
AA431433	ATP5I	ATP synthase, H	0.02276044	0.014856883	0.014465087	0.03394255	0.0206308	0.01570387	0.006878457
AA504489	KIAA1040	KIAA1040 protein	0.028261924	0.015771706	0.010591897	0.031178758	0.015617961	0.01253071	6.75428E-05
AA460251	NDUFC1	NADH dehydroge	0.024028704	0.014963945	0.012967375	0.026826334	0.010915028	0.013265749	0.003555879
AA425211	NDUFA2	NADH dehydroge	0.022113899	0.01685381	0.01760604	0.028373029	0.018719873	0.011275267	0.001808721
AA680322	NDUFA4	NADH dehydroge	0.032957825	0.024587828	0.028849142	0.036647377	0.020603233	0.016815948	0.007686752
H93508	DKFZP566K023	DKFZP566K023	0.029259146	0.009851873	0.019664245	0.031985683	0.006931144	0.012252381	0.030240689
H72723	H72723	ESTs, Highly sim	0.024039209	0.016907266	0.021075742	0.024529008	0.008500309	0.016408249	0.024786251
AA156031	MT2A	metallothionein 2	0.022943084	0.012097537	0.020843812	0.026979434	0.004371574	0.016621027	0.029735532
AA999679	PCDHGA8	protocadherin ga	0.024882523	0.013164931	0.021759467	0.027506691	0.008585076	0.015071932	0.025962046
AA872383	MT1E	Homo sapiens, S	0.022478928	0.016109733	0.016797924	0.022621057	0.010129303	0.014484315	0.020949365
H53340	MT1G	metallothionein 1	0.022649292	0.016984561	0.018571334	0.024994052	0.01187656	0.017332138	0.02041018
N55459	RNAHP	Homo sapiens, R	0.023377822	0.016739382	0.020401687	0.023747946	0.010874716	0.016306742	0.021297667
H77597	MT1H	metallothionein 1	0.020927715	0.014372541	0.021230488	0.022601086	0.009176303	0.017023334	0.021795568
H45668	KLF4	Kruppel-like facto	0.001045398	0.001363178	-0.015372175	-0.005920363	0.002924923	-0.000947344	-0.012962076
H14359	ELF4	E74-like factor 4	-0.007704202	-0.007590657	-0.002926829	-0.017813589	-0.001312067	-0.013815674	-0.02583648
AA278134	SEC24A	SEC24 related ge	-0.002336886	0.005546552	-0.000948425	-0.016320903	-0.004777539	-0.009058169	0.001676156
N95495	LOC51128	GTP-binding prot	0.003867176	-0.005458238	0.001256501	0.004329517	0.018567653	-0.008258141	0.002494033
AI721225	CEACAM4	carcinoembryonic	-0.024020396	-0.012292261	-0.005618845	-0.003818922	-0.007553369	-0.008491164	-0.00325812
W51985	PSG5	pregnancy specif	-0.02549956	-0.002113507	0.001361581	-0.021401048	-0.012279164	-0.008972629	-0.003456627
H69561	MAN2A1	Homo sapiens m	-0.010518925	-0.003346003	-0.013420599	-0.002958644	-0.013315694	-0.009273172	-0.013423689
AA054073	CEACAM6	carcinoembryonic	-0.011637401	-0.003708556	-0.012201262	-0.005683732	-0.010594465	-0.009531667	-0.012347816
AA058357	CEACAM7	carcinoembryonic	-0.011059551	-0.000307613	-0.009268396	-0.002350019	-0.002721305	-0.010165263	-0.009118892
N54494	CPB2	carboxypeptidase	-0.011229315	-0.013533371	-0.010032843	-0.002318453	-0.010446716	-0.018159762	-0.020646459
T95747	PSG1	ESTs, Highly sim	-0.016894039	-0.006192626	-0.011706108	-0.00391937	-0.006843454	0.001638176	-0.008303644
R73909	PSG11	pregnancy specif	-0.015944407	-0.01427323	-0.011043864	-0.00991206	-0.014048255	-0.017351103	-0.008755953
M33666	PSG6	pregnancy specif	-0.020483048	-0.010168198	-0.007797774	-0.015467932	-0.006744211	-0.009978439	-0.01113195
AA130584	CEACAM5	carcinoembryonic	-0.0171139	-0.00752867	-0.011956058	-0.01246071	-0.013732696	-0.010943703	-0.014116248
R70868	R70868	Data not found	-0.015933323	-0.007764866	-0.010552495	-0.011633236	-0.013811514	-0.004584387	-0.004202294
H90219	IMPA1	inositol(myo)-1(o	-0.020201597	-0.012045841	-0.010031285	-0.013244531	-0.010452416	-0.008225717	-0.012521433
AA406571	CEACAM1	carcinoembryonic	-0.012819385	-0.010244322	0.00029811	-0.006835833	-0.007769002	-0.014306363	-0.013636065

Acc no	Symbol	Name	ab057 IM	ab187 CG	ab111 CG	ab056 D	ab015 CG	ab161 N	ab169 CG
AI887514	VILL	villin-like	-0.001792821	0.006050704	0.016185906	0.006057208	-0.003465606	-0.013829326	-0.00787756
R32848	S100P	S100 calcium bin	-0.004348482	0.00082957	0.010238475	-0.005969505	-0.000516112	-0.020751204	-0.002509475
H94487	CTSE	cathepsin E	0.002802044	-0.000972513	0.002657239	-0.004046314	0.00897255	-0.006021538	-0.005865729
AA886199	KIAA0452	chromosome 1 o	0.00264784	-0.001955076	0.000829232	-0.000269678	0.001999981	-0.000590874	-0.006865817
AA280832	GALE	galactose-4-epim	0.006464574	-0.003740521	0.008615576	-0.000674792	0.004386935	-0.010186652	-0.011006949
AA455369	SLC9A1	solute carrier fam	-0.00192955	0.010044144	0.006769211	-0.01008214	0.007406567	-0.003801381	-0.001245964
AW009769	TFF1	trefoil factor 1 (br	0.002408705	0.005875934	0.004293422	-0.001555726	0.004393296	-0.015591054	-0.005172537
AA160783	FAT	FAT tumor suppr	-0.014136132	-0.010188184	-0.011242182	-0.006929819	-0.002311368	-0.013173517	-0.014278739
AA626356	USP18	ubiquitin specific	-0.00644305	-0.006957817	0.00732786	0.019836628	0.005284658	-0.012206472	-0.009300182
AA977417	ALDOB	aldolase B, fructo	-0.0053363	-0.000930892	-0.001257042	0.012316924	0.014832967	-0.002494252	-0.005914678
H72098	ALDOB	aldolase B, fructo	-0.002766925	-6.90899E-05	-0.000726951	0.009649782	0.014109216	-0.004080222	-0.006179864
AA459122	PCCB	propionyl Coenzy	0.007779028	0.008143677	0.004245486	0.015777923	0.011646027	0.000988608	-0.00152399
AA211508	ZNF36	zinc finger protei	0.001738215	0.005465876	0.001791411	0.008479907	0.007985826	-0.002903527	-0.008628714
H73241	VIPR1	vasoactive intesti	-0.003412225	0.003025525	-0.000651299	0.007855031	-0.002732086	-0.007438399	-0.008931215
AI623883	MUC3B	mucin 3B	-0.024290705	-0.008239907	-0.004066651	-0.005466036	-0.019939073	-0.010417939	-0.019683828
AA487488	CLDN7	claudin 7	-0.01547727	-0.017005329	-0.014309795	0.004641726	-0.017356998	-0.017773161	-0.018463488
AA699679	NR1I2	nuclear receptor	-0.005717463	-0.002671076	-0.009763235	0.003460261	-0.00063717	-0.007306774	-0.001423724
AA884167	ANXA13	annexin A13	-0.003134936	-0.00710987	-0.010450334	0.019524957	-0.002150199	-0.011382381	-0.007755034
AA702640	DDC	dopa decarboxyl	-0.006708228	-0.014233805	-0.011415561	0.007906488	-0.007170917	-0.014831028	-0.007842701
AI817883	MYO1A	myosin IA	-0.006490137	0.000330682	0.001241441	0.007814848	-0.007650816	-0.002119906	-0.003714367
AA846573	PLCB3	phospholipase C	-0.016373157	-0.006857076	-0.008145551	0.002907623	-0.013102857	-0.014558095	-0.014349199
N73958	SCYA25	chemokine (C-C	-0.003731806	0.000835725	0.001345721	0.018752786	-0.004104182	0.001809067	0.000220692
AW009320	CDX1	caudal type home	-0.003622298	-0.005197659	-0.006933295	0.016694709	-0.003289626	-0.008370625	-0.007061173
AA453512	DGAT1	diacylglycerol O-	-0.00558234	-0.005838939	-0.002574804	0.000758099	-0.004572752	-0.011863412	-0.010015206
AA778392	BENE	BENE protein	-0.018130299	-0.007529201	-0.00766599	0.008844049	-0.005729852	-0.006259628	-0.008257764
AI433336	VIL1	villin 1	-0.010243195	-0.009136977	-0.013039246	0.00743855	-0.011667897	-0.005040053	-0.012730649
AA876039	VIL1	KIAA1594 protein	-0.015008675	-0.006598592	-0.013044447	0.00472557	-0.011104994	-0.010825248	-0.008098845
AI078794	SLC5A1	solute carrier fam	-0.008547261	0.00048505	-0.006014364	0.004939803	-0.004788534	-0.00803847	-0.009982467
W84773	ABCG2	ATP-binding cass	-0.000595113	-0.003389288	-0.001143413	0.00750499	0.004115286	-0.001506677	0.000796882
AF098951	ABCG2	ATP-binding cass	-0.007101599	-0.000663112	-0.01001531	0.004823344	0.003185584	-0.011833808	-0.000924544
W70234	DPP4	dipeptidylpeptida	-0.006913573	-0.004364553	-0.012558384	0.006313665	-0.00353435	-0.009980432	-0.004026743
AA421278	MTP	microsomal trigly	-0.005377982	-9.32046E-07	-0.003207698	0.012932303	-0.001026111	-0.006811051	0.001484395
T61078	CPS1	carbamoyl-phosp	-0.002115847	-0.00574794	-0.003837943	0.011886475	-0.004907991	-0.002639828	-0.004246955
AI433892	CLDN15	claudin 15	-0.003923075	0.000136134	-0.001021744	0.016102862	-0.006031137	-0.002111113	-0.005016864
N30191	CCK	cholecystokinin	-0.002433431	0.000674128	-0.001984893	0.004584394	0.004365679	-0.001685916	-0.010631712
AI377843	DCC	deleted in colore	-0.002744646	-0.003218475	-0.005483073	0.003925402	0.003212754	-0.004934243	-0.007869707

order	Acc no	Symbol	Name	ab001 I	ab133 D	ab146 D	ab143 I	ab138 I	ab118 D	ab128 I	ab168 I	ab110 D	ab108 I	ab071 D	ab154 I
1	R43217	HMG17L3	group	0.008455899	0.00364893	0.006285842	0.000789333	-0.011124811	0.008036693	0.001429856	0.007556964	0.000265756	0.018500116	0.002854756	0.006304803
2	AA449321	AA449321	cDNA FLJ12280	-0.003596641	-0.013449631	-0.0095358	0.00123436	-0.007394951	0.001305381	-0.00487635	0.01525296	-0.014670259	0.014605206	0.002705056	0.014823148
3	W72697	CRA	resistance	0.016185597	-0.006967986	-0.010147328	0.01779256	0.015807948	0.004278986	-0.023770258	-0.000319772	0.000619383	0.007385109	0.009970236	-0.000575976
4	AA046639	LOC51312	mouse	-0.001154626	-0.01002447	0.000552675	-0.002489682	-0.011659524	-0.002425315	0.01018835	-0.008339364	0.000402065	-0.011115901	0.005888635	0.001801475
5	AA465396	LOC51312	mouse	0.009472611	-0.013340924	-0.00369776	-0.006288024	-0.014107134	-0.007836654	0.00754613	-0.012978542	-0.010925537	-0.007124615	-0.000229797	-3.30683E-05
6	N27179	BST1	stromal cell	-0.010651123	0.016461349	0.022743476	0.018562411	-0.004884551	0.006103369	0.001127504	0.001036146	0.00475349	-0.005183005	0.016088998	-0.005476654
7	R60044	R60044	transposable	0.003679529	-3.03894E-05	-0.014679349	0.009710104	0.00883015	-0.006947512	0.008186866	0.006582641	-0.009865006	0.021285755	0.008758832	0.002593742
8	AA430524	CAPZB	(actin filament)	-0.00528334	0.000456153	0.004726097	-0.00333414	-0.001650187	0.002470801	0.011167	0.007791049	0.004506188	-0.006032084	0.004959942	-0.005970766
9	AA419628	TCF7L2	factor 7-like 2 (T-	0.004470942	-0.019823658	-0.014149872	0.00101743	0.017283265	-0.008582966	0.001229414	-0.006111135	-0.002630774	0.012691016	0.000153981	0.008426429
10	AA160783	FAT	suppressor	0.012050601	0.005148288	-0.002582773	0.005750441	0.00942022	-0.010814275	-0.00116264	0.00605019	0.011621481	0.017117595	0.011802878	0.012941828
11	AA487557	EPLIN	lost in neoplasm	-0.009640287	-0.004359878	0.01065938	-0.005993442	0.008788803	-0.003011595	-0.010239771	-0.002251654	-0.000366358	-0.001904219	0.005004431	0.000695243
12	AA497029	LDHA	dehydrogenase	0.013246507	0.003270692	0.016746495	0.000545332	0.00040953	0.008357642	-0.003785652	0.011927741	-0.004780026	0.014952226	0.003573954	0.009323814
13	R55789	APBA2	(A4) precursor	0.01950109	0.006297857	-0.001926256	0.006800275	-0.004740325	0.010238295	-0.019904646	0.00771743	-0.003858423	-0.002887489	-0.006589965	0.011162376
14	AA402915	ACY1	aminoacylase 1	0.013196668	-0.011177859	0.006090184	-0.003578994	0.00956926	0.002473521	-0.010463261	0.013792094	-0.001029033	0.002484647	0.014365168	0.00519994
15	AA464139	BG1	dehydrogenase	0.008032262	-0.001244008	-0.003222858	0.008885143	-0.008520888	0.011382786	-0.018325019	0.007221864	-0.007265652	-0.004439975	0.004686509	0.011756541
16	H99751	BG1	dehydrogenase	0.001979943	0.000295087	-0.001925393	0.003533205	-0.003387525	0.012254744	-0.019209581	0.007335327	0.000132238	-0.003742829	-0.006401898	0.008176669
17	AA488288	CMAS	monophosphate	0.00046707	-0.011741473	-0.008175662	0.008281859	-0.005888667	0.015361259	-0.01956326	0.003845096	-0.007421898	0.012384151	-0.013685491	0.001787561
18	W55964	ARPC5	protein 2/3	0.00638777	-9.727E-05	-5.784E-05	0.022268495	0.006475863	0.007461822	0.011512498	0.012871511	0.008391753	0.017320343	0.00961706	0.009175336
19	AA609598	YWHAZ	monooxygenase	0.006849624	-0.011322318	-0.015456005	0.017026675	0.001475611	0.000506584	0.003958912	0.004874845	-0.000820966	0.012191037	0.002749987	0.009928777
20	AA425401	STK24	kinase 24	-0.005592062	-0.013851784	-0.024923817	0.002590441	-0.00199931	-0.000595154	-0.017816917	0.003446021	-0.003544416	0.021225125	-0.01026468	-0.000727311
21	AA683581	B4GALT4	Gal:betaGlcNAc	-0.004371773	0.008206146	0.00726851	-0.00220811	0.015659234	0.007285202	0.026720908	-0.002469204	-0.006047308	-0.01258237	-0.015139912	-0.003045092
22	AA130584	CEACAM5	c antigen-	0.010641081	-0.012049989	-0.012151138	0.011400383	0.005393449	0.000380204	-0.012787031	0.005409052	-0.008659265	0.018517288	0.009550265	0.005818542
23	AA454597	GOLPH2	phosphoprotein	-0.007475578	-0.020193298	-0.005608809	0.004921068	-0.008901177	0.023575436	-0.001620881	0.006860079	-0.009814275	-0.008635462	-0.003348139	0.011144701
24	AA133469	KRT20	cytokeratin 20	-0.006047302	-0.012636617	-0.00693428	0.000627275	-0.007559187	-0.011637974	-0.01048146	-0.007018208	-0.003397341	0.001193248	-0.006411396	-0.000442899
25	R02085	MGST3	glutathione S-	-0.013090488	-0.01532169	-0.015495551	0.000297096	0.001858254	-0.004240379	-0.003635053	0.010430605	0.004657367	0.001090731	0.002134978	0.004358583
26	AA205649	ZNF254	protein 254	-0.009845969	-0.014330971	-0.015869228	0.000420019	-0.000613473	-0.005584928	-0.000925907	0.008955818	-0.000827436	0.003242853	0.01089091	0.006182885
27	AA130579	LGALS4	galactoside-	0.005597328	-0.003438451	-0.019527684	0.004932679	0.006787906	-0.00267119	-0.006326315	0.000614375	-0.001145097	0.003070923	0.006438124	0.004157769
28	AA679907	IDH2	dehydrogenase	-0.000661987	-0.012345091	-0.01507813	0.01090204	0.000221881	-0.00979504	-0.009570476	0.003591541	0.005494492	0.013240487	0.016104275	0.004730622
29	AA630328	LGALS3	galactoside-	-0.003280819	-0.007789941	-0.018532688	0.007047359	-0.000422813	-0.011806044	-0.010261321	-0.000654168	0.001684467	0.012281129	0.011846049	-0.00078572
30	AA284492	TSPAN-3	tetraspan 3	0.002037647	-0.005727099	-0.013431021	0.01816681	0.003165874	0.004418405	-0.002252475	0.001783468	0.000155714	-0.001696747	0.006159595	0.014407264
31	AA011446	CASP3	apoptosis-	-0.004413209	-0.016022868	-0.007381191	-0.001695044	-0.010281938	-0.014504345	-0.030337019	-3.735E-05	-0.00151301	-0.003547852	0.009328035	0.007531088
32	N69107	YWHAH	monooxygenase	-0.002337577	0.007621385	-0.00385437	0.00900731	-0.003614487	-0.006509315	0.001866026	0.010103449	0.005494944	0.0103499	-0.002917957	0.002372172
33	AA043133	SLC16A1	family 16	-0.003306677	-0.013735717	0.00059897	-0.00766688	0.004887686	-0.016014346	0.009924446	0.006354661	0.007423722	-0.006817683	0.012939321	0.013361441
34	AA419015	ANXA4	annexin A4	0.003001351	-0.024553448	-0.020380111	0.001540543	0.016760089	0.007043233	-0.000986291	0.015806874	0.002682179	0.001462136	-0.00497682	0.015584695
35	AA465495	FACL5	Coenzyme A	0.0017388	-0.000766154	-0.010606568	0.006281309	0.009586249	-0.002304802	-0.014783448	-0.002646583	-0.00896742	0.012796413	0.015690121	0.006273964
36	AA133212	NCOA4	coactivator 4	-0.020206884	-0.001813642	-0.013205006	-0.001036921	-0.001944969	-0.004129021	-0.003939048	-0.020172551	-0.011448727	-0.007377487	-0.000541203	-0.009525426
37	AA446819	OAT	aminotransferas	-0.016240561	-0.010655951	0.002850713	0.004363783	-0.017745254	0.010671693	0.004296326	-0.01016831	-0.005636073	-0.019766654	-0.000312258	-0.001492101
38	W72792	EPHB2	EphB2	0.006756987	0.006589285	0.010436106	0.002212473	-0.007102033	0.024208261	0.010638861	0.024954301	0.011179123	0.022845012	0.031736688	0.015227605
39	H16833	SRD5A1	reductase, alpha	-0.011654013	-0.013646563	-0.007827507	0.00894919	-0.009974845	-0.009471834	0.002401447	0.028286847	0.033846386	0.025671793	-0.011043297	0.006468429
40	AA699679	NR1I2	subfamily 1,	-0.003822261	-0.013048809	-0.005839354	-0.003315155	0.012402551	-0.012272836	-0.014123997	0.007810392	-0.005307305	0.01708432	0.005757283	0.003996799
41	AA884167	ANXA13	annexin A13	0.024122363	-0.003250576	-0.00266179	0.009057884	-0.004376876	-0.00620324	-0.009686682	0.016285406	-0.017421406	-0.001603437	0.000675652	-0.0144272
42	T60135	MGLL	Data not found	-0.015496832	-0.015118654	-0.008396091	-0.000735698	-0.013508044	-0.004165583	-0.02512593	0.012782718	-0.003978131	0.001387112	0.005326081	-0.016262004
43	AA446822	LPIN1	lipin 1	-0.010071987	-0.013683639	-0.008282568	-0.001628727	-0.013482135	-0.004423241	-0.021671701	0.010317077	-0.002888227	0.001595714	0.004150553	-0.018150007
44	AA421278	MTP	triglyceride	-0.003236886	-0.008288164	-0.000968402	-0.00411884	-0.007906433	-0.004233564	-0.006351124	-0.002916112	-0.008779577	-0.007431294	-0.00815157	-0.007459436
45	T61078	CPS1	phosphate	-0.000193765	-0.001649743	-0.003392012	-0.005904571	-0.006598154	-0.003727921	-0.005388171	-0.007727086	-0.006564938	-0.004394264	0.003301384	0.009340954
46	AW009320	CDX1	homeo box	0.000361731	-0.004208461	-0.002581657	-0.00090726	-0.006367363	-0.000687028	-0.01047505	0.013405394	-0.005140674	0.025214441	0.021560754	0.007327993
47	N73958	SCYA25	motif) ligand 25	0.005018715	-0.003799607	-0.000269914	-0.003999246	-0.00466333	-0.004062068	-0.007631817	0.003187889	-0.007780619	0.00085514	-0.003135967	-0.008184739
48	AI433892	CLDN15	claudin 15	0.003137655	-0.003633782	0.00153705	0.001755322	0.007808762	-0.004496563	-0.00522429	0.015046917	-0.004829292	-0.001924903	0.00494065	0.011524429
49	N74131	N74131	(intestinal)	-0.006183221	-0.008226389	-0.011317798	0.003890864	0.012235102	0.020412298	-0.012291844	-0.005109173	-0.0041501	-0.012291844	0.021284265	0.006457743	0.016149413
50	AA778392	BENE	BENE protein	0.003467167	-0.009928294	-0.001451312	0.008295551	0.002474873	0.003467425	-0.008163209	0.007624812	-0.005261097	0.008634454	-0.005670849	0.006380399
51	AI923531	DMBT1	malignant brain	-0.003321198	-0.010663254	-0.002986096	0.020525649	-0.002687464	0.005372254	-0.008935662	0.013409506	0.009867482	-0.002697437	0.004405215	0.021015937
52	AA876039	VIL1	protein	0.005273233	-0.001987036	-0.00499362	0.005009018	0.006152526	0.010612555	-0.009453176	-0.0017566	0.010735666	0.014173651	0.004655757	0.00044188
53	AA846573	PLCB3	C, beta 3	0.008656126	-0.009934208	-0.001134102	-0.000925192	0.010089489	-0.007092451	-0.000477146	0.011677176	-0.001842013	0.009534187	0.013956032	0.016820342
54	AW009764	CLCA1	channel, calcium	-0.000928661	-0.005387554	-0.00177085	0.004669909	-0.007546168	0.010470042	-0.006360666	-0.005449412	-0.009206612	-0.004740227	-0.006819467	-0.007913454
55	AI669875	FAM8A1	sequence	-0.001800211	-0.001612386	-0.005042317	0.019342484	0.010214408	0.014099932	-0.000988792	0.021290086	0.027122221	-0.003688994	0.000963569	-0.002650203
56	AI651194	KIAA0708	protein	-0.003134147	-0.001285343	-0.002775706	0.017289552	0.011525953	0.013879313	-0.004288069	0.021236934	0.025749698	-0.005352526	0.001799426	-0.000540659
57	AI669320	GW112	expressed in	-0.006643218	-0.001493016	-0.005736581	0.017565265	0.011386957	0.013324037	-0.00851258	0.020081012	0.025903564	-0.004717823	0.002731588	-0.000910104
58	AA487488	CLDN7	claudin 7	0.011247644	-0.003902145	-0.007273102	0.007212645	0.01308637	0.003197676	0.008873674	0.012003969	0.003989632	0.011668557	0.008048868	0.011714277
59	T46924	ABP1	binding protein 1	-0.004598287	-0.008054727	-0.008764417	0.001978562	-0.004680871	-0.003119692	0.003671436	0.017140129	0.009400729	0.017792565	0.012244984	0.004671023
60	R62384	SLC6A2	family 6	0.011234941	-0.007589022	0.003386884	0.014493618	0.007051048	0.015150194	-0.010803697	0.011847353	0.010334801	0.037739582	0.017172737	-0.001736195

order	Acc no	Symbol	Name	ab001 I	ab133 D	ab146 D	ab143 I	ab138 I	ab118 D	ab128 I	ab168 I	ab110 D	ab108 I	ab071 D	ab154 I
61	AA025344	ARHC	gene family,	-0.006116815	-0.001371525	0.008722685	0.014836377	0.005357088	0.000371909	0.005282529	0.012140641	0.009020974	0.004010794	0.000114345	-0.001451988
62	U78557	CRA	resistance	0.017081809	-0.000623607	-0.008504233	0.020534566	0.015492507	0.004951909	-0.018639658	-0.000257825	0.000222183	0.007430819	0.006730751	-0.001459349
63	AI732703	AI732703	Data not found	-0.007374214	0.008736853	-0.003332553	-0.00129237	0.022103115	-0.009649547	-2.32558E-05	-0.008070695	0.003943792	-0.031588294	0.003865959	-0.006767532
64	T70999	UGT2B	glycosyltransfer	-0.008709067	-0.005545456	-0.007915554	0.015271703	-0.012731183	-0.01548811	-0.000818084	-0.007030485	-0.002868824	-0.010817816	-0.000756371	-0.005367414
65	AA863469	LHFPL2	fusion partner-	-0.003215241	-0.004080794	0.004419077	0.011129964	-0.00779178	-0.001155382	-0.003210364	0.002062707	0.012138092	-0.002159166	0.007954193	0.008735407
66	AA410429	VASP	stimulated	0.003335402	-0.007194331	-0.002892885	0.000116975	0.004267331	-0.008341125	0.002134235	0.011691666	-0.002351831	0.011475005	0.00926063	0.009173336
67	AA703019	LOC51762	RAB-8b protein	-0.000275492	0.016187961	-0.000836373	0.020019014	-0.002972159	0.007404765	0.004999569	0.001751445	0.011359476	-0.016056934	0.002438826	0.004825578
68	AA181307	AHR	receptor	-0.000645212	-0.006800203	0.000875518	0.024654662	0.016933029	-0.007426203	0.012853584	-0.004811114	0.004205423	0.012996649	-0.002736128	0.007760733
69	AA856874	PACE	amino acid	0.008899197	-0.007302755	0.001863106	0.022778363	-0.011042876	0.008521376	-0.010588703	0.009379403	0.009478422	0.006846407	-0.009928998	0.001176309
70	W95082	HSD11B2	(11-beta)	0.006551113	0.008379035	-0.010999555	-0.006372486	0.001820959	0.00290113	-0.003246528	-0.011855558	-0.009927637	0.011778873	0.006640183	0.002251198
71	AA478647	ICAM3	adhesion	0.011905583	-0.012535859	-0.001750124	0.002794433	0.003495617	-0.004628526	-0.008937777	0.011914037	0.011508099	0.00251502	-0.004210704	0.00115109
72	H96235	ETS2	cDNA FLJ20528	0.002593499	-0.011863221	-0.00935961	0.000828149	0.010708374	0.00212873	0.005047088	0.006215094	0.009338726	0.019265852	0.004116232	0.005519677
73	AA447797	PLAT	activator, tissue	0.007994391	-0.008621474	0.011316562	0.003824644	0.004467514	0.004720938	-0.001852374	0.011645653	0.011486143	0.005732627	0.008013622	0.000914513
74	AA677326	OTC	carbamoyltransf	0.002252823	-0.004968793	0.001036392	-0.003544902	-0.011742979	-0.007220837	-0.00881682	-0.012654785	-0.003108264	-0.000890099	-0.00775931	-0.017211374
75	AI651536	PCDHA12	alpha 12	-0.001938348	-0.005986161	-0.000442421	0.015230425	0.009768827	0.019712633	-0.006471137	0.034092887	0.024981129	-0.004458877	-0.002937354	-0.002854883
76	R70868	R70868	Data not found	0.012923914	-0.012308693	-0.012639419	0.010470226	0.002747067	-0.001976546	-0.011990256	0.000471728	-0.013396201	0.023262846	0.011244259	0.007148347
77	AI890849	ALDH2	dehydrogenase	-0.009757613	-0.015711825	-0.02918302	-0.014446899	0.001288873	-0.016865432	-0.008134683	-0.0153831	-0.002302762	-0.012725035	-0.000758901	0.000238894
78	N30191	CCK	cholecystokinin	-0.001680443	-0.016738066	-0.01047112	-0.009457957	-0.011155082	0.007350825	-0.010652399	0.014519335	-0.00090723	-0.003455991	0.00085516	-0.007802303
79	AA486218	ACTR2	mRNA; cDNA	0.003229864	0.008246572	0.00361314	0.000291388	0.002529671	-0.007170178	-0.006538773	0.022670196	0.008669458	0.01678857	0.016507051	0.005276881
80	AA608519	BAZ1A	Data not found	0.018912391	-0.003063735	0.006430459	0.012427206	-0.000331175	-0.01504603	0.00265148	0.015410815	0.008084076	0.014428482	0.002265769	0.017936738
81	AA283024	LOC51696	homolog of	-0.005702204	0.009432238	0.003018966	0.021584821	-0.003297835	0.01657626	0.005692406	0.010878325	0.012629761	-0.002819017	-0.018344159	-0.000340424
82	AA412712	FNBP3	protein 3	0.011720461	-0.010329809	-0.000101508	0.010939615	0.000415898	-0.008060644	0.009441932	0.023155823	0.010253751	0.010734699	0.029388922	0.016886476
83	AI968672	IL6ST	signal	-0.01077163	-0.000326041	-0.000155838	0.005789976	-0.005516099	-0.003509169	-0.003178495	-0.012698909	0.015847531	-0.012328518	0.00260946	0.005078854
84	AA074677	AA074677	ESTs	-0.002697077	-0.020191645	-0.010386364	0.000144576	-0.017318442	0.001971912	-0.009047576	0.008090513	-0.007118918	0.017505039	-0.001952026	0.006541543
85	AA411814	PSEN1	(Alzheimer	0.000181752	-0.014842024	-0.018389536	0.010399977	0.005267747	-0.005971895	-0.016555788	-0.008961602	0.017583902	0.014512111	-0.003242007	0.011062591
86	AA598526	HIF1A	inducible factor	0.002865749	-0.006096923	0.030927882	0.015437783	0.017219394	0.015070561	-0.001276127	0.01718212	0.012963848	0.008477514	0.005446547	0.014579982
87	AA101875	CSPG2	sulfate	-0.001693228	0.007385647	0.030919027	0.002169476	-0.001501009	0.007079244	0.002712474	0.008693316	0.009300734	0.004489895	0.018614096	-0.001546385
88	AA670286	RPS6KC1	protein S6	0.000110452	-0.019360664	0.004264669	-0.002064928	-0.008486394	0.010938727	0.007396662	-0.012471272	0.013333814	-0.014785818	0.00269294	-0.006794167
89	H22563	H22563	mRNA; cDNA	-0.017615573	0.005537027	-0.008424459	-0.000393743	-0.033217784	-0.006838696	-0.007628978	-0.008438761	-0.008662892	-0.004538074	-0.019869585	-0.017907797
90	N57551	FXR1	retardation,	0.000656281	0.017647638	-0.002166265	0.007835834	0.027696545	0.015401769	0.012320662	-0.003494532	0.017172663	-0.008753989	-0.027911735	-0.005451511
91	AA418852	LOC51295	ECSIT	0.003341458	0.001644351	-0.008819775	-0.008136012	-0.007710072	-0.009732013	0.000243872	-0.016810046	0.005834287	-0.002303731	0.00808169	0.01395955
92	AA463629	KIAA0721	protein	-0.017430585	-0.008526729	-0.000552138	-0.00540976	-0.019641598	-0.008133989	-0.01302604	-0.004006127	0.002546449	-0.010032576	0.001482361	-0.009911546
93	AA453473	AA453473	mRNA full	-0.000378337	-0.014508941	-0.005076484	-4.7977E-05	-0.006285991	-0.009025196	-0.007842938	-0.005296763	-0.002298699	0.001523341	0.001602634	-0.00229546
94	R72097	R72097	group I	-0.015415503	-0.005870665	-0.012620346	-0.001850611	-0.008326927	-0.010175318	-0.00206916	-0.005365696	0.003038054	-0.012762336	-0.021671514	0.006115433
95	AA063637	PPT1	thioesterase 1	-0.005332283	-0.01342915	0.000330082	-0.011399924	-0.009218881	-0.006434371	-0.002863559	-0.011102787	-0.011437435	-0.013125689	0.000855067	0.002447302
96	AA284234	AA284234	Data not found	0.006313937	0.003108127	-0.003119687	-0.016851629	-0.005989699	-0.006184454	-0.011342571	-0.011146529	-0.00954726	-0.019180947	-0.00692225	-0.003882387
97	AA464612	MRPS18B	ribosomal	-0.014104869	-0.01034512	-0.007010489	7.78384E-06	-0.013695284	0.004962636	0.003254247	-0.010458212	-0.009800496	0.003507696	-0.007871667	0.000832373
98	AA044390	UGP2	pyrophosphoryla	-0.005521896	0.004648933	-0.005657305	-0.005718222	0.000445115	-0.021814022	0.000891248	-0.012769441	-0.014653282	-0.010094748	-0.004137916	-0.007933022
99	AA600217	ATF4	transcription	-0.005105361	-0.007457538	-0.011927102	-0.019868181	-0.007983677	-0.003889339	-0.002682344	-0.001959352	-0.016600951	-0.011874721	-0.016416507	-0.008026574
100	AI350553	FLJ21019	protein	-0.003559727	-0.002399217	-0.009110701	-0.001975706	-0.001873992	-0.02036612	0.003496954	-0.006369839	-0.003138621	-0.009079533	0.002913066	0.00332377
101	AA485377	FOS	murine	-0.0128294	-0.004953279	0.005740434	-0.007263336	-0.005720573	-0.003355935	-0.009076279	-0.005339098	-0.00104798	0.005213831	-0.022218943	-0.001402771
102	AA418544	AA418544	clone	-0.012114166	-0.002876098	0.00314305	-0.005417576	-0.004173079	-0.010285501	0.001204875	-0.012349442	-0.007046704	-0.015553281	0.005108694	-0.009950655
103	AI828088	CDKN1C	dependent	-0.017775323	-0.013855709	0.007942599	-0.013320464	-0.022222117	0.019642795	-0.010478612	0.001441815	-0.010319627	-0.017094055	0.001106391	-0.025096078
104	AA953294	SSNA1	syndrome	0.015664447	-0.014132239	-0.004323674	-0.009126517	-0.000532257	0.0263097	-0.007605397	0.004872935	0.030247631	0.003988872	0.013258791	0.004461465
105	H53340	MT1G	1G	-0.008439163	-0.012461649	-0.005232527	-0.001018509	-0.015822491	0.000583799	-0.001406641	-0.012439602	-0.000291044	-0.001954661	0.000303613	-0.008321445
106	H77597	MT1H	1H	-0.007051723	-0.014313255	-0.004240975	-0.00235691	-0.015920485	-0.000788942	-0.002682147	-0.012213587	-0.002542894	-0.014464733	0.000270432	-0.010765679
107	N55459	RNAHP	RNA helicase-	-0.00764257	-0.010967569	-0.003858544	-0.003251042	-0.014044808	0.00036508	-0.001679782	-0.012818456	-0.001688677	-0.015379259	-8.11697E-05	-0.010081836
108	H93508	DKFZP566K023	protein	-0.00086733	-0.011355029	-0.001717581	-0.000352181	-0.001942093	0.002968699	0.005560081	-0.007037396	-0.001459374	0.001860172	-0.00611631	-0.003493817
109	AA999679	PCDHGA8	gamma	-0.00396999	-0.009169309	0.000425946	-0.005311769	-0.010879233	0.00279809	0.002305231	-0.008949647	-0.001521452	-0.012920198	-0.003135702	-0.005941655
110	AA115304	3	protein	-0.000217174	-0.011081606	8.92822E-05	-0.001179756	-0.009231581	0.003761016	0.002299592	-0.002840795	-0.008447675	-0.001669325	0.010911623	-0.004598307
111	AI185567	AI185567	clone 24528	0.003384038	-0.015082596	-0.004447596	-0.002933158	-0.01362973	-0.01533024	-0.02759185	-0.013706488	-0.005385108	-0.011694775	-0.012358765	0.001314853
112	AA436410	BCAT2	aminotransferas	-0.005539536	0.002553951	-0.001964553	-0.002462837	-0.015979548	-0.00153407	0.002048589	-0.010707926	-0.00672372	-0.017900425	-0.006616692	-0.002544053
113	R42177	KIAA0759	protein	0.002384061	0.001182178	-0.000681403	0.000340712	-0.013130242	-0.003849407	-0.006487741	0.003108971	-0.013715884	0.02679431	-0.00057025	-0.00023362
114	AA490843	AA490843	promoting	0.002368714	0.003707123	0.015004641	-0.013294425	-0.013680775	0.005522827	0.007827182	-0.022898942	-0.007010139	-0.015751486	-0.002736667	-0.009129001
115	AB017116	AB017116	Data not found	-0.008479039	-0.01283367	-0.009174171	-0.015341122	-0.006628803	-0.006430194	0.004210987	-0.001021495	-0.005754346	0.000830112	-0.004496363	-0.004419475
116	AA450205	TLOC1	protein 1	-0.022519175	-0.006259487	-0.007580228	-0.004672606	-0.011634675	0.0022686	0.003808791	-0.011057003	0.002736894	-0.014081223	0.001536176	-0.010088674
117	AA022886	RDGBB	degeneration B	0.006243542	-0.001440902	0.005847672	0.004172025	-0.003472785	0.000228858	-0.000882224	0.002635663	-0.006960209	0.006507892	-0.013822204	0.011670972
118	AB017269	TMEFF2	protein with EGF-	-0.001375933	-0.003771067	-0.000158732	-0.003533165	-0.007888239	0.009333846	-0.000759268	-0.000690952	-0.011053456	-0.025377872	0.006866835	-0.012396927
119	AA279748	FLJ10512	protein	-0.00020475	-9.93795E-05	-0.003619629	-0.006920998	-0.008162262	0.014370977	0.004677826	0.002731804	0.003816272	0.011392813	0.001981396	0.013273928
120	AA621342	DKFZP564B167	protein	-0.000949983	-0.011105204	-0.010851111	0.003172577	0.003801558	0.00665074	0.010676767	-0.010822665	-0.008387266	-0.003229171	-0.003600955	0.008730857

order	Acc no	Symbol	Name	ab001 I	ab133 D	ab146 D	ab143 I	ab138 I	ab118 D	ab128 I	ab168 I	ab110 D	ab108 I	ab071 D	ab154 I
121	AI871665	ACAT1	Coenzyme A	-0.000346906	-0.001071362	-0.000294336	-0.004996378	-0.005498851	-0.004022647	-0.004856005	-0.010817146	-0.009164712	-0.011273992	-0.00600374	-0.005227005
122	AI014441	TPD52L1	D52-like 1	-0.009935773	-0.012225105	-0.003406661	-0.010030056	-0.017476853	0.00604509	0.005354368	0.005564246	-0.009849227	0.00246201	-0.018499117	-0.014073618
123	AI969670	LDHB	dehydrogenase	-0.010740873	-0.006288493	0.006087541	0.001053825	-0.019625981	-0.000997795	-0.015733808	-0.01544522	-0.014735875	-0.01917514	-0.009046905	0.009826326
124	H12044	PIR121	FMR1	-0.003856735	0.003447888	-0.006262302	-0.003504219	-0.012178968	-0.01101717	-0.015487123	-0.011548956	-0.008860522	-0.008365749	-0.007374981	0.006696413
125	AA777774	AA777774	clone 24630	-0.010220155	-0.006746364	-0.015024215	5.85362E-05	-0.001600037	-0.010636487	-0.006483274	-0.005620528	-0.013544527	-0.020028155	-0.001887811	-0.008756313
126	NM_000218	KCNQ1	voltage-gated	-0.004334312	-0.009669283	-0.009731772	0.000717059	-0.005469177	0.00080126	-0.012339418	0.00684313	-0.005285832	0.003163187	-0.000448892	-0.001588301
127	H15662	CYLN2	linker 2	-0.009232563	-0.009422731	-0.008742361	0.010000135	0.002891785	0.006381349	-0.010995782	-0.007037362	-0.005759942	-0.010264789	-0.012056466	-0.009498623
128	AA779401	ME3	NADP(+)-	-0.007026042	-0.002430066	-0.006103115	-0.014731058	-0.009047059	-0.008226939	-0.011593507	-0.012284016	-0.003581193	-0.020058266	-0.002774291	-0.002229236
129	AA490887	KIAA0655	ESTs	0.004409335	0.009733829	-0.014215752	0.005124599	-0.003473818	-0.007886393	-0.001801583	-0.007614572	-0.000100825	-0.009721047	-0.014601302	-0.009847501
130	AI364688	TM7SF2	7 superfamily	-0.001014368	-0.007022246	-0.007393485	-0.002783198	-0.009743183	-0.005761785	-0.008156118	-0.005368607	-0.006136374	-0.006850492	-0.016057118	-0.005717013
131	AA702150	AA702150	unc93	-0.008877583	-0.004074237	-0.006568686	-0.000989774	-0.004156796	-0.005918256	0.004435774	-0.010220761	-0.005456709	-0.014051098	-0.011584168	-0.00688763
132	N67017	LIFR	inhibitory factor	-0.00511956	-0.017694276	-0.003340643	0.004275009	-0.008750516	-0.008601407	-0.013247618	0.014850428	0.004935942	-0.015898331	-0.005597745	-0.004831838
133	AA490497	UBL3	ubiquitin-like 3	-0.020335133	-0.016422031	-0.012142579	-0.001281025	-0.006584961	-0.012046663	-0.005509945	-0.001611803	-1.19484E-05	-0.004837249	-0.007330215	-0.01198978
134	AI199182	KIAA0615	protein 1	0.000472807	-0.007411737	-0.009575971	-0.012055974	-0.021975786	-0.014585265	-0.011130602	0.003357534	-0.013312182	0.003836208	0.003862659	-0.003500285
135	AA131466	FLJ12666	ESTs	-0.010420582	-0.010028886	-0.006171272	-0.002178333	-0.012408629	-0.008353086	-0.014967562	0.009437651	-0.007096378	-0.014493974	-0.012626324	-0.012439187
136	AI000103	GLUL	ammonia ligase	-0.004565318	-0.006154994	-0.005716011	-0.003124501	-0.012289209	-0.003250457	-0.005514513	-0.006850376	-0.003307085	-0.007169311	-0.012640702	-0.004631113
137	R52658	Rab11-FIP2	protein	-0.00462377	0.003768891	-4.60702E-05	0.001150301	-0.009612782	-0.002076182	-0.007002029	-0.008459488	0.003005867	-0.008420068	-0.006337814	-0.006623219
138	W45518	SLC4A2	family 4, anion	0.003001837	-0.00692423	-0.005328094	0.005343244	0.00532744	-0.007869115	-0.001058402	0.001223199	-0.006120037	-0.006769676	-0.012900053	0.000767739
139	AA133129	TCEB3	elongation factor	-0.00428052	-0.006281851	0.004750996	0.007103531	-0.008910071	0.002260424	0.007087212	-0.003076898	-0.001993705	-0.005418978	-0.009451324	-0.008109716
140	AA025150	FBP2	bisphosphatase	-0.007568929	-0.013046804	-0.009202694	-0.008302825	-0.015772339	0.000568923	-0.001862972	-0.014993665	-0.002395037	-0.008936382	0.002265139	-0.016034622
141	AA682851	C12orf8	open reading	0.010072833	0.009385256	0.001182608	-0.015779061	0.007888938	-0.000134152	0.014896821	-0.005198892	-0.00284474	-0.007467135	-0.015935244	-0.008736188
142	AW058221	LIPF	lipase, gastric	-0.010030176	-0.00304502	-0.006528222	-0.001181177	-0.006691164	-0.006684384	-0.001465659	-0.00443032	0.003221126	-0.007716017	-0.014366855	0.001226963
143	H62162	HPN	(transmembrane	-0.002151015	-0.007344559	-0.010121603	-0.001310227	-0.004641912	0.006892334	-0.000166733	-0.006234652	-0.006530456	-0.011077347	-0.012151109	-0.000812694
144	AA421269	PIK4CA	sitol 4-kinase,	-0.004071468	-0.001976886	-0.006048691	0.000832654	-0.00206273	-0.003637048	-0.002350932	-0.001942071	0.001638512	-0.004013667	-0.009337988	0.000284837
145	AA932521	FKBP4	protein 4, 59kDa	0.027256018	-0.0052076	-0.00786063	-0.001036444	0.001131823	0.013063033	-0.007250829	-0.003109406	-0.006048424	0.00818721	0.001599551	0.007711153
146	AA970760	HSD17B2	(17-beta)	0.024772962	-0.007080778	-0.007302735	-0.001698438	-0.00065311	0.011313748	-0.007385014	0.001496035	-0.003783788	0.00881154	0.002003846	0.00071503
147	N70714	PXMP2	membrane	-0.005138402	-0.010232522	-0.010943983	-0.008390038	-0.0040207	-0.004159676	-0.00544636	-0.01232244	-0.003937541	-0.004066577	-0.008111064	-0.000394977
148	AA976851	KIAA1423	protein	-0.003346148	-0.006741469	-0.011561377	-0.011989897	-0.012605456	-0.008797432	-0.008305061	-0.013378966	-0.006362694	-0.006566379	-0.001348613	-0.011994819
149	AA620556	PECI	D3,D2-enoyl-	-0.011758977	0.001145245	-0.001157151	-0.011831568	-0.004533081	0.003984835	0.007411418	-0.001076666	-0.007454366	-0.023033357	-0.008819943	-0.006311251
150	AA430698	SYPL	like protein	-0.006850757	-0.001344879	-0.005004583	0.000938964	0.000111888	-0.002060501	0.000741547	-0.001238108	-0.00277564	-0.001388875	-0.005265238	-0.000437933
151	R39954	DLG4	Data not found	-0.005031831	-0.005991854	-0.011854447	-0.004304057	0.009416517	-0.003143866	0.004785759	0.004549599	-0.007103616	-0.003682337	-0.002730944	0.002429548
152	AI732400	AI732400	Data not found	-0.004014983	-0.005625062	-0.010191403	-0.004586554	0.009311675	-0.003591099	0.00104933	0.004841808	-0.008924215	-0.006194973	-0.004312518	0.003595502
153	AA457047	KIAA0084	protein	-0.002043482	-0.003305118	-0.01169484	-0.001260887	0.010621723	-0.00185102	0.004837854	-0.000131272	-0.009534299	-0.005862956	-0.007498174	0.003989194
154	AA429281	MGC10433	protein	-0.004578152	0.001214193	-0.013908503	-0.005776971	0.01171481	-0.009722671	0.003689368	-0.000517791	-0.017003784	-0.008085827	-0.010985783	0.001904646
155	N62562	LOC55977	Similar to	-0.004831255	-0.004519547	-0.012266773	-0.001905229	0.011802109	-0.000684716	0.003711209	0.000393103	-0.008875051	-0.007372017	-0.00427737	0.005340501
156	N73827	KIAA1504	protein	-0.006214022	0.000550833	-0.008423836	-0.00660806	0.024952679	0.003500455	-0.002704744	-0.007848413	0.005501396	-0.002255801	0.004097408	-0.003202626
157	W01011	SAH	associated	-0.004983543	-0.001271626	-0.010443492	-0.007324221	0.024112576	0.005349279	-0.000289323	-0.009894077	0.0061236	-0.002406621	0.008274499	-0.002734519
158	AA181333	KIAA0103	product	-0.015763272	-0.003309492	-0.005055589	-0.015075669	-0.018888653	-0.008060826	-0.003197551	-0.015068371	-0.008740677	-0.015926097	-0.00577201	-0.008896913
159	AA482224	TMEM4	protein 4	-0.020922513	-0.004118225	-0.004676919	-0.01133842	-0.0138818	-0.007217296	-0.00428586	-0.014468996	-0.010512464	-0.02038489	-0.005616514	-0.007928141
160	AA454098	KNSL5	(mitotic kinesin-	0.007561562	-0.004131509	-0.000927322	-0.003144881	0.002054009	0.012977736	0.00081725	-0.00336431	0.001991373	0.003927773	0.000512425	-0.000712026
161	AA810225	GPR30	coupled	-0.00081944	-0.003162519	0.000940646	-0.001495454	-0.005110942	-0.001583768	-0.0042251	-0.007548771	-0.001752255	-0.003680375	-0.009068117	0.007082287
162	AA485358	NIFIE14	transmembrane	0.013172861	0.0146347	0.005462536	0.007420301	0.003727573	-0.003215439	-0.019178372	-0.00612976	-0.008309024	0.000753521	0.008661935	0.004421127
163	AA152347	GSTA4	transferase A4	-0.013115292	-0.015016315	0.000387629	-0.001186637	-0.019887571	-0.003405845	-0.007128278	-0.007645322	-0.009457758	-0.002278701	-0.011278999	-0.016034911
164	AA968514	WBP1	protein	-0.010595565	-0.001583934	-0.005374326	-0.010683483	-0.008537629	0.000583082	-0.009215583	-0.007547618	-0.002791821	-0.00939489	-0.00523954	-0.009649985
165	AA424509	KIAA1049	protein	-0.006388121	-0.006235706	-0.004714725	-0.007975029	-0.022116974	0.009171011	0.012790862	-0.000248718	-0.001854655	-0.008042681	-0.005152127	-0.009690945
166	H18950	SLC13A3	family 13	-0.004506125	-0.009794015	-0.003051109	-0.003824702	-0.009428523	-0.005085419	0.006817	-0.01427251	-0.004374971	-0.0078734	0.004230955	-0.010407913
167	R20729	SH3GL2	GRB2-like 2	0.003255483	-0.016806348	-0.005597172	-0.00662439	-0.004947099	-0.00899579	-0.006301361	-0.008321998	-0.002959839	-0.002077541	-0.003547065	-0.014630611
168	AA431408	DKFZP566D193	protein	-0.010992789	0.003304342	0.00626692	-0.007572671	-0.000348512	0.010835252	0.00016041	-0.003662952	-0.013947564	-0.015906561	-0.011971109	-0.008007252
169	AA418395	DPP7	ase 7	0.008126506	0.001665144	-0.005104531	0.004450396	-0.005822762	0.01253983	-0.024536823	0.00551389	0.004921694	-0.004350706	-0.006322035	0.012556048
170	T68844	T68844	Moderately	-0.013397475	-0.008958338	-0.003011297	-0.008305057	-0.029710416	-0.002666201	-0.00137272	-0.003420463	-0.015743802	-0.017360039	-0.005955012	-0.003368008
171	AA479106	FLJ10637	protein	-7.5567E-05	-0.002128724	0.013716218	-0.009310314	0.001876664	0.00942533	-0.010454891	0.011442295	-0.003781438	0.013527555	0.01690456	-0.004499357
172	AA977242	CIRBP	RNA binding	-0.023872359	-0.006105093	-0.005642275	-0.011703411	-0.017270549	-0.013804406	-0.001999058	-0.018065028	-0.002543736	-0.009734645	-0.000906992	-0.006331747
173	AA160913	PDE9A	se 9A	-0.002899096	-0.007887019	-0.002568365	0.002904801	-0.013557475	-0.004964323	-0.010990259	-0.008979052	0.011728739	-0.004834844	-0.00254911	-0.003495353
174	AA431321	TRIP7	group	-0.019864814	0.002759464	-0.008050504	-0.005097874	-0.011066814	0.002400897	0.015519428	0.010556428	-0.008541214	-0.028242908	-0.008264996	0.002917428
175	AA489523	EEF1D	translation	0.011186561	0.004875598	-0.001272855	-0.017626952	0.002937322	0.004918364	-0.018174763	-0.007833713	-0.004299698	-0.010425671	0.003574649	0.014689299
176	AA447986	DNAJC4	homolog,	-0.012743511	-0.003419542	-0.005987083	-0.009424676	-0.007968025	-0.003556624	0.003639364	-0.006726341	-0.008076659	-0.008377943	-0.014803328	-0.010254326
177	T54926	SNRPN	ribonucleoprotei	0.00063961	0.005055897	-0.000370558	-0.011995686	-0.008449882	-0.000395823	-0.00890225	-0.01509483	-0.006630828	-0.019341612	0.000442008	-0.014801941
178	AA456571	BSCL2	Seip congenital	-0.00369495	0.002626547	-0.001768321	-0.008634038	0.008362075	0.020357789	0.014472017	0.004489816	-0.01120762	-0.028397492	-0.000624333	0.00810426
179	AA663435	TRIM28	containing 28	0.021635198	0.017309463	0.002600713	0.00930873	0.007039524	-0.009212258	0.009851255	-0.002650019	0.001772398	0.00671426	0.009977177	0.003829758
180	AA985442	MANBA	beta A,	-0.00700531	0.020680316	0.011094248	-0.01160779	0.002191977	-0.006537126	0.041439295	0.004290496	-0.00465796	0.015947572	0.002268131	0.006845937

order	Acc no	Symbol	Name	ab001 I	ab133 D	ab146 D	ab143 I	ab138 I	ab118 D	ab128 I	ab168 I	ab110 D	ab108 I	ab071 D	ab154 I
181	H10995	H10995	mRNA full	-0.016762067	-0.002857051	0.01021838	-0.002943709	-0.005214633	0.008421145	0.023796834	-0.018595064	0.003814999	-0.02225385	0.003217226	-0.003822576
182	AA630302	NRD1	arginine dibasic	0.011510367	-0.004159793	0.008869139	-0.000553367	0.007736831	-0.022180377	0.006831273	0.014157377	0.004137331	-0.004093555	0.009683463	0.005761309
183	R76263	R76263	Data not found	-0.005888642	0.000740767	-0.001475144	0.024402066	-0.009209392	-0.001556223	-0.003126065	-0.014874416	-0.009704847	-0.005664236	-0.007389125	0.01739666
184	U68566	U68566	protein	-0.010662097	-0.000948281	-0.009051084	0.022631303	-0.006295998	0.011338197	-0.006690225	-0.014552515	-0.008881929	-0.002807972	-0.01272928	0.012427013
185	H11718	KIAA0555	product	0.007376528	0.006252955	0.008838256	0.000873443	0.016373802	-0.021616264	0.015134866	-0.012162574	0.043637327	-0.0083691	0.002510364	0.006856401
186	AA017043	HTATIP	interactive	-0.007971574	0.001083819	0.001957648	-0.010891325	-0.007735627	-0.007911627	-0.000116698	-0.011711091	-0.025433002	-0.002170922	-0.002452634	0.000219265
187	AA029308	MTCP1	proliferation 1	0.001043574	-0.00099675	0.000433344	-0.008743493	0.008154989	-0.006049661	-0.01001051	-0.013013151	-0.005437756	0.009343107	0.009591773	0.00165966
188	AA009697	CDC42	similar to Cdc42	-0.016910924	-0.002659513	0.011880655	0.000780541	-0.008406406	-0.004454042	0.014357362	-0.003991052	-0.003813815	-0.005827939	-0.009841539	-0.014632661
189	R42233	R42233	s 4	-0.004239511	-0.003958963	-0.00630839	-0.012742651	-0.004318597	0.000724731	0.001260276	-0.010539364	-0.007980004	-0.018204209	-0.00705943	-0.011439904

Acc no	Symbol	Name	ab172 I	ab170 I	ab063 D	ab207 M	ab213 I	ab212 AS	ab209 I	ab191 I	ab206a SN	ab173 D	ab189 I	ab188 D	ab183 I
R43217	HMG17L3	group	0.00334516	0.00130119	-0.006543736	0.003529444	0.010654716	0.00939959	0.007973008	-0.002958945	-0.010588192	0.00536865	-0.001229103	-0.006840034	0.009169381
AA449321	AA449321	cDNA FLJ12280	5.82896E-05	-0.013246663	-0.000772897	0.005300699	0.006857641	0.017291314	0.00138737	-0.016315767	0.022198512	-0.002077542	0.006412797	0.015829604	0.022299819
W72697	CRA	resistance	-0.008812673	0.002706248	0.003926227	0.010634719	0.014476576	-0.016784821	0.005730944	0.000286689	-0.009081823	0.002370964	-0.001025348	-0.001565336	0.003783296
AA046639	LOC51312	mouse	0.005266579	0.004376809	0.006761029	0.010608463	-0.003920085	-0.010791442	-0.009198756	-0.012138596	-0.005740966	0.007941428	0.025497283	0.016330789	-0.003624615
AA465396	LOC51312	mouse	0.003910618	-0.005737319	0.011363926	0.007430093	-0.017781196	-0.024970023	0.004045108	-0.015001878	-0.008309761	0.002365458	0.020127573	0.00631462	-0.002925206
N27179	BST1	stromal cell	-0.006841927	-0.003156216	-0.004136812	0.009382906	-0.001125664	-0.005783688	-0.00342627	0.013895581	-0.004036201	0.000302954	0.017612205	0.000693427	0.003650726
R60044	R60044	transposable	-0.0091991	0.001963107	0.01759131	-0.005724808	-0.015710073	0.021443468	0.00882447	-0.007279036	0.006669522	0.000143567	-0.00627527	-0.00389319	0.008662488
AA430524	CAPZB	(actin filament)	-0.011466559	-0.00025613	-0.005741688	-0.003049548	0.009561184	-0.001513827	0.01990491	0.010697577	0.003450958	-0.003622981	0.003096073	-0.017579731	-0.007889452
AA419628	TCF7L2	factor 7-like 2 (T-	0.003397287	-0.02128304	0.016097538	-0.004228534	-0.001082792	-0.009062778	0.007040961	-0.009903033	-0.019186197	0.010786124	-0.013341491	0.016756866	0.024031133
AA160783	FAT	suppressor	0.014020167	-0.009676429	0.023309896	-0.002644976	0.000214984	0.021041989	0.004019431	-0.004618747	-0.016937335	0.009772821	0.012501761	-0.020971905	-0.004796951
AA487557	EPLIN	lost in neoplasm	-0.003429596	-0.01716955	-0.007812525	0.001923322	0.00631082	-0.002499123	0.014710936	-0.013556104	-0.014970244	0.022454412	-0.009141532	0.000382639	-0.013733341
AA497029	LDHA	dehydrogenase	0.009619209	-0.006208575	0.014357908	0.014551942	0.012378114	0.017811672	0.00657491	-0.003755964	0.006286169	0.009920518	0.018669616	-0.001028045	0.014622756
R55789	APBA2	(A4) precursor	0.013298847	0.005859489	0.029208674	0.004332591	-0.002979028	0.015711377	0.016121683	-0.012855551	0.004164728	0.000829448	0.003065584	-0.022737963	-0.006477582
AA402915	ACY1	aminoacylase 1	0.008690514	-0.008370678	0.012236801	0.005165833	0.010622313	-0.011843015	0.013428838	-0.006879949	-0.008749766	0.011696805	0.012352915	-0.001213236	-0.000337689
AA464139	BG1	dehydrogenase	0.012349135	0.009402272	0.033945777	-0.001675671	-0.00168464	0.015103085	0.011244531	-0.013712393	0.006558725	0.000530653	0.00511179	-0.011977839	-0.003589081
H99751	BG1	dehydrogenase	0.01112388	0.003498501	0.027527354	0.006141343	0.001241166	0.019288308	0.017983534	-0.008677223	0.006726567	-0.005540004	0.004252076	-0.02335148	-0.007532548
AA488288	CMAS	monophosphate	-0.014358392	0.01119388	-0.007392099	-0.000367347	-0.012175429	-0.000663883	0.012935464	-0.007718373	0.021541559	0.001305497	-0.003531509	-0.007791802	0.01883065
W55964	ARPC5	protein 2/3	-0.001261581	-0.017381553	0.007945707	0.003505587	0.00744756	0.003706558	0.002039382	0.000514383	0.006531259	-0.001316033	0.008534933	-0.00354606	0.004714538
AA609598	YWHAZ	monooxygenase	0.003213806	0.003725773	0.00954904	0.003775215	0.008812647	0.01897969	0.001714533	-0.006510099	0.012691935	0.00073812	-0.004015547	-0.002775411	0.018837361
AA425401	STK24	kinase 24	-0.002099046	-0.015268337	0.008694371	-0.001935771	0.014369686	0.017718902	0.015071605	0.02241678	0.018954138	-0.003946763	0.00094829	0.005140236	0.003114297
AA683581	B4GALT4	Gal:betaGlcNAc	-0.000949625	-0.006874606	-0.015458903	-0.006810996	0.027816385	0.01032871	-0.004771707	0.005986896	0.003371712	0.008174146	0.006701216	0.01612106	-0.001627841
AA130584	CEACAM5	c antigen-	-0.001399377	-0.008958433	-0.00577436	0.018735446	0.008302449	0.017923279	0.028057701	-0.013845569	0.007820588	0.00387818	0.013125589	0.017578753	0.010927937
AA454597	GOLPH2	phosphoprotein	0.007228932	-0.008441497	-0.001350631	-0.016846849	-0.017388336	-0.005354636	0.001838952	-0.003297894	-0.018099584	0.012571022	-0.002673105	0.003628541	-0.003543868
AA133469	KRT20	cytokeratin 20	-0.008830316	-0.005311342	-0.011271162	-0.010103177	-0.013987754	-0.004678898	0.011876626	-0.010705846	-0.007699314	0.002903666	-0.006407314	0.00302521	-0.005550958
R02085	MGST3	glutathione S-	0.000204818	-0.002765615	0.014619339	0.002231284	0.015607063	-0.015373067	0.004386354	-0.004664474	-0.011455993	0.005068243	-0.004586073	0.009496373	0.004228669
AA205649	ZNF254	protein 254	-0.001409524	-0.002336295	0.006675346	-0.001902714	0.016997396	-0.017248905	0.003818227	-0.00770929	-0.009656546	0.010011552	-0.004156412	0.007300122	0.002273272
AA130579	LGALS4	galactoside-	0.001608637	-0.016008014	0.000709485	-0.000129986	0.013719546	-0.004938897	0.020270619	-0.000841238	-0.025496179	0.011813548	-0.005794641	0.007314414	-0.006692099
AA679907	IDH2	dehydrogenase	0.000531845	-0.02256102	-0.008357631	0.009245646	0.000441299	-0.004240855	0.02411708	-0.008995077	0.004330571	0.010112106	0.002221444	0.012064197	0.01200336
AA630328	LGALS3	galactoside-	0.002192999	-0.023219819	-0.00187187	0.006894345	0.001143663	-0.004939249	0.023100973	-0.010997707	0.002341884	0.0087032	-0.00343165	0.008147105	0.010458362
AA284492	TSPAN-3	tetraspan 3	0.00780295	0.005563785	0.001910192	0.001776046	0.006357444	-0.003707783	0.005599724	-0.005394886	-0.022802364	0.011324027	0.000738633	-0.004823436	-0.003676882
AA011446	CASP3	apoptosis-	0.004349111	0.005165143	-0.005451834	0.007296886	-0.010419987	0.015251046	0.004124891	0.002129179	0.015665053	0.029671428	-0.009506986	0.009921141	0.003721259
N69107	YWHAH	monooxygenase	-0.000880316	0.005044666	-0.012836917	-0.000881565	0.029447323	-0.009821392	0.005202259	0.001908512	-0.018517808	0.015516678	0.004489846	0.020556119	0.015184111
AA043133	SLC16A1	family 16	-0.000487015	-0.009174294	0.018748722	0.000654784	-0.010917661	0.010850188	0.008941724	-0.007248888	-0.015009065	0.016304462	-0.007031437	-0.015890455	-0.009932965
AA419015	ANXA4	annexin A4	0.001886023	-0.018808523	-0.004937434	0.012666681	0.020778262	-0.001478389	0.019772941	0.012566371	-0.015710057	-0.000528426	0.001295007	0.001612266	-0.003092945
AA465495	FACL5	Coenzyme A	0.014080004	-0.012245526	0.003546751	0.000114914	-0.021355442	3.62831E-05	0.015618592	-0.012351459	-0.014072971	0.00272638	0.005621724	-0.009455518	0.010489655
AA133212	NCOA4	coactivator 4	-0.018539523	-0.008374788	-0.000951256	-0.002149083	0.008834436	0.006424958	0.001359879	-0.007382252	0.006266164	0.007697645	-0.008442446	-0.014990654	-0.008700393
AA446819	OAT	aminotransferas	-0.003688952	-0.000382077	0.024206456	-0.00496509	-0.007128196	0.003584525	0.016637284	-0.007411468	0.004252932	0.013758317	-0.005916775	-0.001708904	0.006031345
W72792	EPHB2	EphB2	0.032815743	0.003534633	0.032643364	0.005105781	-0.0039403	5.04619E-14	0.01855403	-0.001335324	-0.006589601	0.010846078	0.013298302	-0.00105465	0.012189545
H16833	SRD5A1	reductase, alpha	-0.003886413	-0.008943487	0.011149838	-0.005087265	-0.005613563	-0.000596598	-0.006177213	-0.00413608	-0.008520248	0.009981022	0.007657378	-0.011644338	-0.004760991
AA699679	NR1I2	subfamily 1,	0.003194054	-0.006322152	0.008766752	-0.0088445	-0.009859174	-0.01047402	0.019356385	-0.003707063	-0.003197299	0.009872629	0.001722672	-0.01208133	0.000446647
AA884167	ANXA13	annexin A13	-0.008540056	-0.000814957	0.005678805	0.0061703	0.010450174	-0.011362226	0.014798583	-0.012396692	-0.005814555	-0.008236526	-0.003618112	0.016997994	-0.00683265
T60135	MGLL	Data not found	0.003165291	0.011605492	-0.005272362	-0.001086162	0.000626433	-0.005466189	-0.006988626	0.00212936	0.019720374	0.019222142	0.000686316	0.018520198	-0.004182357
AA446822	LPIN1	lipin 1	0.000304972	0.010291882	-0.004820388	0.001346103	0.000202139	-0.005109808	-0.008117104	-0.002508081	0.019954477	0.015393934	-0.001077063	0.014271071	-0.006189115
AA421278	MTP	triglyceride	-0.004651688	0.007234771	-0.0070206	0.000864476	-0.007727058	-0.008459919	-0.002639464	-0.001368553	-0.001984651	0.000346327	0.001842538	-0.007027922	-0.003152212
T61078	CPS1	phosphate	0.007089802	-0.003181202	0.031624638	0.016327225	-0.005529028	-0.004561274	-0.005455424	-0.010140524	-0.003487928	0.02806927	-0.002332628	-0.011063098	-0.007523323
AW009320	CDX1	homeo box	-0.003379766	-0.004860075	0.008911886	0.006612049	-0.007733099	-0.008189334	0.023702326	-0.006302322	-0.002559769	0.005229943	0.008223369	0.0033347	-0.001696905
N73958	SCYA25	motif) ligand 25	-0.009945005	-0.003567368	0.003487522	-0.005226919	-0.003553384	-0.005273595	0.028426472	-0.007878491	-0.001610821	-0.011279931	0.001995909	-0.007077008	-0.006326065
AI433892	CLDN15	claudin 15	-0.003993814	-0.004557615	0.027758743	-0.001052641	-0.00717159	-0.010018778	-0.007759248	0.000567588	-0.003886242	0.002020321	-0.004622624	-0.003929855	-0.007746546
N74131	N74131	(intestinal)	0.009010548	-0.009275143	-0.004472103	0.001762947	0.026215183	0.008181651	0.007853994	0.001738019	0.002812157	0.005025544	0.018875218	0.036870248	0.009893333
AA778392	BENE	BENE protein	0.000319269	-0.008484781	0.005037498	0.008806114	-0.000451859	0.013867259	0.015659689	-0.005748624	0.025052201	0.007666083	0.00227686	-0.008154753	0.009342048
AI923531	DMBT1	malignant brain	0.014232214	-0.003629175	0.025290743	-0.005404861	-0.006007395	-0.009623723	0.003447609	-0.007490567	0.001273018	0.005504808	0.005627721	-0.003054184	-0.005111463
AA876039	VIL1	protein	0.010339313	-0.005252543	0.010290773	-0.003666831	0.01469046	-0.013366803	0.025450212	-0.001645788	-0.013893053	-0.003112367	-0.000936242	0.003952552	0.015322841
AA846573	PLCB3	C, beta 3	0.001008917	-0.009687545	0.007274716	-0.002335232	-0.014156863	-0.004105454	0.003663601	-0.005144665	0.002930108	0.007970153	0.000199068	0.001557024	0.008009963
AW009764	CLCA1	channel, calcium	0.005686802	-0.002298195	-0.007720712	-0.004223103	-0.005563259	-0.001275413	-0.005837446	-0.005245039	-0.002061126	0.015138224	0.000937386	0.027594244	-0.004214541
AI669875	FAM8A1	sequence	0.008796758	-0.002098828	0.02588228	0.004392661	-0.001673464	-0.003454969	0.008135998	0.021022109	-0.005176279	-0.002683674	0.008835376	-0.001155608	-0.009810386
AI651194	KIAA0708	protein	0.010262182	-0.00513777	0.027367168	0.00334361	-0.006726505	-0.003098538	0.011328697	0.022781227	-0.004352114	-0.000356998	0.009990517	0.003411076	-0.004960009
AI669320	GW112	expressed in	0.010046641	-0.004560943	0.024081192	0.005473067	-0.009000172	-0.003446072	0.009716904	0.021105091	-0.007317308	0.001299632	0.00921974	0.003739712	-0.004669732
AA487488	CLDN7	claudin 7	0.01007442	-0.011478584	0.008109572	0.007358124	0.007106974	0.00463347	0.008789499	-0.005869971	0.009869158	0.013479033	0.008620584	-0.001931764	0.008689318
T46924	ABP1	binding protein 1	0.008438498	-0.009170019	0.000547542	0.00118416	-0.01307807	-0.006129949	0.00623764	-0.012516624	-0.012428508	0.009462525	0.006721648	0.013434221	0.006270785
R62384	SLC6A2	family 6	0.000863638	-0.008053251	0.00726066	0.006630876	0.021167235	0.002739832	0.01101235	-0.002815646	0.021391056	0.015726976	0.005890973	-0.008045933	0.014882463

Acc no	Symbol	Name	ab172 I	ab170 I	ab063 D	ab207 M	ab213 I	ab212 AS	ab209 I	ab191 I	ab206a SN	ab173 D	ab189 I	ab188 D	ab183 I
AA025344	ARHC	gene family,	0.005520743	-0.000864224	0.003585241	0.010093414	-0.004919365	-0.008196337	0.010727918	0.002347836	-0.014908361	0.010859496	0.007343188	0.007022024	0.013128402
U78557	CRA	resistance	-0.004774006	0.003911498	0.006738865	0.011175331	0.012407912	-0.020381075	0.006151248	0.005327078	-0.009057924	0.005479943	0.000808472	-0.000158708	0.005435981
AI732703	AI732703	Data not found	-0.010501696	-0.00800445	0.000221121	-0.010136547	0.011571558	-0.021735282	0.01121931	0.014167239	-0.022632103	0.003884916	0.010561911	-0.005556261	-0.010843864
T70999	UGT2B	glycosyltransfer	0.026509278	-0.010506368	-0.002722128	-0.012814351	-0.007540996	-0.007678091	-0.005307486	-0.014486644	0.014682988	0.015522571	-0.012543665	-7.50645E-05	-0.011998583
AA863469	LHFPL2	fusion partner-	-0.015841392	0.009656385	0.003508699	0.014267216	-0.007042688	0.003005484	0.008742777	0.015253594	-0.020473244	0.019906012	0.032502233	0.00372542	-0.000143111
AA410429	VASP	stimulated	-0.009081459	-0.022734878	-0.005285284	-0.006988325	0.019170706	-0.016761742	-0.000811841	-0.000655126	-0.015778053	0.000614636	-0.007460331	0.009623394	0.014873679
AA703019	LOC51762	RAB-8b protein	0.008597005	0.006963519	-0.013048205	0.005323193	0.007320475	-0.009733958	0.011936685	0.007683361	-0.009099705	0.008513895	0.015609279	-0.002176408	-0.000589729
AA181307	AHR	receptor	0.007792648	0.000133184	-0.005829151	-0.006652989	0.017111325	0.02358221	0.004987212	-0.002132203	-0.012487897	-0.006002667	0.002014762	-0.003793086	0.010357493
AA856874	PACE	amino acid	0.000188602	-0.013132596	0.005047536	-0.006092156	0.009919681	0.023415477	0.001992944	0.000551065	-0.008449429	0.003241048	0.002942176	0.002637295	0.004614545
W95082	HSD11B2	(11-beta)	0.002842137	0.000153078	-0.010441894	-0.008097757	-0.004095466	-0.012069228	-0.000293418	-0.0002983	-0.011677467	-0.003171967	0.013206341	0.011042667	-0.002261714
AA478647	ICAM3	adhesion	-0.006639419	-0.002345419	0.007341574	0.010608911	0.02035623	0.000442881	0.004372103	-0.01417164	0.023290273	0.010596965	-0.001958985	0.007311368	0.022948609
H96235	ETS2	cDNA FLJ20528	0.008577681	-0.003019251	0.013437058	0.001149909	0.00054702	0.022585165	0.014991347	0.000535007	-0.004139612	-0.006034714	-0.002143814	0.023732604	0.00280094
AA447797	PLAT	activator, tissue	0.004599671	-0.000187608	-0.000946015	0.012867541	0.022646493	-0.000203355	0.024880673	0.004411776	-0.015667118	0.001675939	0.019679081	0.026230948	0.020850674
AA677326	OTC	carbamoyltransf	-0.014367508	-0.007280913	-0.003082242	-0.012210836	-0.008759493	-0.012319429	-0.007449085	-0.014731555	-0.004519028	0.000886598	-0.00050233	-0.009858498	-0.011653931
AI651536	PCDHA12	alpha 12	0.017349299	0.002909389	0.025990641	0.00335676	-0.010692451	-0.003093997	0.013935799	0.027963696	-0.001942711	-0.007666723	0.007558602	-0.001481383	-0.007614572
R70868	R70868	Data not found	-0.004683466	-0.004570486	-0.010176412	0.017422993	0.008889826	0.018969596	0.029068224	-0.011654788	0.008946632	0.001140658	0.014247741	0.015807936	0.011780129
AI890849	ALDH2	dehydrogenase	0.008105031	-0.001804234	0.000368747	-0.011060679	-0.009064763	-0.014339769	-0.001879313	0.000171275	-0.007302638	-0.00336253	-0.024660045	-0.001181843	-0.016815816
N30191	CCK	cholecystokinin	0.023298535	-0.003217321	0.00503729	0.000395261	-0.000298093	-0.026862848	-0.008922864	0.001102508	-0.002172636	-0.001476114	0.007322836	-0.003142685	-0.003443692
AA486218	ACTR2	mRNA; cDNA	0.004317456	-0.009257318	-0.010163112	-0.010966062	-0.003040636	0.019792314	0.032304583	0.018259013	0.001188676	0.008720911	0.002614604	-0.001028416	-0.007327294
AA608519	BAZ1A	Data not found	0.003644613	-0.013827732	-0.021919978	-0.002077852	0.009511864	0.015654337	0.005237719	-0.004325936	0.009101461	0.007477046	0.0036574	0.016170688	0.018911539
AA283024	LOC51696	homolog of	0.010853058	0.011123452	-0.008604411	0.010461997	0.006816208	0.008291826	0.008178006	0.000772891	0.003513575	-0.010547256	0.003138499	0.000401437	0.012154531
AA412712	FNBP3	protein 3	0.014801185	-0.009372333	0.004325172	0.007647144	0.028665388	0.016404695	0.021845761	-0.007461331	-0.001090805	0.008491411	-0.001493813	0.001132013	0.03171595
AI968672	IL6ST	signal	-0.005528833	0.028278767	-0.014608935	0.008080346	0.005521945	0.00971525	0.010443829	0.005758042	-0.009503005	-0.002199105	-0.008894585	-0.002819608	-0.016204553
AA074677	AA074677	ESTs	-0.014527952	-0.017746541	-0.012909669	0.000454574	-0.002840812	0.016497893	0.010974826	-0.024620696	0.030210427	0.001105869	-0.00050453	-0.001059011	0.002785904
AA411814	PSEN1	(Alzheimer	0.001903119	-0.016896253	-0.016853393	0.009140542	-0.006174583	0.007184365	0.011495097	0.001472815	0.000930005	0.006429087	0.013303845	0.016319849	0.01127256
AA598526	HIF1A	inducible factor	0.020999092	0.001104816	-0.000689531	0.018724253	-0.00095066	0.020393408	0.003812087	0.011725011	0.009592015	-0.008506196	0.014058359	0.005220563	0.007409991
AA101875	CSPG2	sulfate	-0.001988085	-0.001356338	-0.000471105	0.018181093	0.005649609	-0.002113985	0.003564499	0.019951381	-0.010904745	0.017457505	0.01909449	0.017693903	0.01422763
AA670286	RPS6KC1	protein S6	0.011897607	0.000874773	-0.002042663	-0.013533339	-0.012746201	-0.010888138	-0.0109046	0.004713115	-0.006702536	-0.016988239	-0.001688161	-0.011482941	-0.000513028
H22563	H22563	mRNA; cDNA	-0.012161731	0.025190754	-0.008619046	-7.60145E-05	-0.00448486	-0.013395356	-0.014631799	-0.009827457	-0.010353455	-0.017219716	-0.015167423	0.031094341	-0.017501373
N57551	FXR1	retardation,	0.0124206	0.001522398	0.006808128	0.018346569	0.018297834	0.026194739	0.018603088	0.018167508	0.000724124	0.009337855	0.007821811	-0.002318179	0.014906652
AA418852	LOC51295	ECSIT	-0.007905675	-0.006932992	0.005446694	-0.014306606	-0.003002274	-0.005238508	-0.006790739	-0.004675902	0.003415828	-0.013413968	-0.003336828	-0.005084461	-0.018373713
AA463629	KIAA0721	protein	-0.011726112	0.005214265	-0.002660249	0.005697264	-0.012803689	-0.017080854	-0.011924519	-0.002576609	0.003968766	-0.016399218	-0.012666881	-0.012372029	-0.011390996
AA453473	AA453473	mRNA full	-0.004016823	-0.001133918	-0.000926467	-0.006316714	-0.003629149	-0.005910395	0.004833019	0.000390075	-0.007027424	-0.021438593	-0.007449054	0.004454858	-0.000564825
R72097	R72097	group I	-0.006052834	-0.006485143	0.010085762	0.005205631	-0.01727002	-0.004839356	0.006499804	-0.008764639	-0.007742662	-0.006318618	-0.012627618	0.008824429	-0.00624572
AA063637	PPT1	thioesterase 1	-0.003856487	-0.00532808	-0.01402439	-0.015294134	-0.016242637	-0.001716779	-0.012473635	0.006955212	0.004898897	-0.005189572	-0.009600936	0.006293713	-0.022403211
AA284234	AA284234	Data not found	-0.01615381	-0.011218122	0.015430955	-0.020431624	0.012618645	-0.005679139	-0.013084965	-0.001116827	0.01117129	-0.008772904	-0.000465865	0.004562204	0.002299002
AA464612	MRPS18B	ribosomal	0.013779094	-0.012704467	0.012456706	-0.005366928	-0.005045316	0.004778239	-0.018105037	-0.01341063	-0.001037955	5.63484E-05	-0.01101602	-0.008325348	-0.012389159
AA044390	UGP2	pyrophosphoryla	-0.001198407	0.004580425	0.004858729	-0.001794805	0.001882268	0.008029794	0.000733825	-0.014648988	0.016323663	-0.010176374	-0.015941776	0.012622463	-0.006804325
AA600217	ATF4	transcription	-0.017276665	0.001333949	-0.021748322	0.006834741	-0.01791922	-0.003886296	-0.001223148	-0.007974104	-0.009026592	-0.003421435	-0.002874307	0.001470568	0.001397566
AI350553	FLJ21019	protein	-0.00460572	0.006726252	0.004568873	-0.001622339	0.00238167	0.006337324	-0.0049677	-0.012214792	0.015391886	-0.010909532	-0.013145521	0.012053061	-0.007404345
AA485377	FOS	murine	-0.003142454	-0.010253475	0.002922225	-0.005225708	-0.007798159	0.006396718	-0.006322938	-0.001502722	-0.005875444	-0.015733112	0.002688866	0.013986536	-0.014614589
AA418544	AA418544	clone	-0.011822098	-0.009857727	-0.007857493	0.001416206	-0.007408607	-0.015442977	-0.017019455	0.002793129	-0.012063792	-0.00429346	-0.008406337	0.009484233	-0.016875015
AI828088	CDKN1C	dependent	-0.00180208	-0.013758227	-0.007934778	-0.005199122	-0.007629466	-0.01296413	-0.022044098	0.004585851	0.003367996	-0.018803771	-0.002313363	0.005979322	-0.001994993
AA953294	SSNA1	syndrome	0.006303557	-0.006201479	-0.008167913	0.001764261	-0.014928048	0.00509847	-0.019680516	-0.007108187	0.003458517	0.005141396	-2.38624E-05	0.010102455	-0.009513563
H53340	MT1G	1G	-0.005083952	-0.004968663	-0.007822047	-0.004822705	-0.016383714	-0.005902553	-0.00382305	-0.010508478	-0.00046369	-0.002191966	-0.004051969	0.005793565	-0.008285842
H77597	MT1H	1H	-0.006804903	-0.005303663	-0.009464875	0.002884424	-0.018126798	-0.006766886	-0.006412418	-0.012227051	0.001530072	-0.003551093	-0.0027402	0.004190287	-0.01023872
N55459	RNAHP	RNA helicase-	-0.00750748	-0.004958606	-0.008142892	-0.005314	-0.015228565	-0.006173952	-0.004998223	-0.012822066	-0.000531786	-0.004731337	-0.003089669	0.005155054	-0.010220104
H93508	DKFZP566K023	protein	-0.003425302	-0.009780898	0.001549157	-0.006944802	-0.005198218	-0.006773951	-0.005207455	-0.012769597	0.000226143	-0.006235152	-0.004968625	-0.001710108	-0.004402197
AA999679	PCDHGA8	gamma	-0.005779077	-0.003649245	-0.008054427	-0.005831131	-0.011864436	-0.009786147	-0.005313139	-0.00726839	0.000203411	-0.005101785	-0.002579092	0.0039152	-0.007885876
AA115304	3	protein	0.012102322	0.003676382	0.001480587	0.001812632	-0.006200331	0.020944081	6.72561E-05	0.002768959	-0.003755614	-0.008810254	-0.005554572	0.002623508	0.009241061
AI185567	AI185567	clone 24528	-0.005615698	0.003943696	-0.005637824	0.000250755	-0.00378845	-0.001356041	0.006694791	-0.013820333	0.002902713	-0.010464825	-0.010730252	0.004275605	-0.010106883
AA436410	BCAT2	aminotransferas	-0.004868513	-0.010277918	-0.003683649	0.001099856	0.00351799	-0.007412568	0.0077101	0.0054964	-0.005823942	-0.009290831	-0.012458718	-0.000800392	-0.014399702
R42177	KIAA0759	protein	0.032002853	-0.008039267	0.014154409	-0.009397923	-0.004566075	-0.008046046	-0.002170346	0.0143917	0.001134852	-0.005266338	-0.006673837	-0.0051537	-0.002936043
AA490843	AA490843	promoting	0.003274322	0.007058377	-0.001747612	-0.019565038	-0.005348089	-0.014194493	0.000157283	-0.002303856	-0.007903948	0.000959114	-0.017786324	-0.011670431	-0.002874638
AB017116	AB017116	Data not found	-0.002959087	0.00298824	-0.005419575	-0.008417442	-0.022205843	-0.015972882	-0.009733217	-0.010407508	-0.009007895	-0.003196578	-0.004115756	0.001468175	-0.00657472
AA450205	TLOC1	protein 1	-0.005299994	-0.000155941	-0.009991084	-0.002182942	-0.006373744	-0.003908949	0.003971518	-0.0009669	-0.012576687	-0.00763873	-0.007607799	-0.011641067	-0.012658333
AA022886	RDGBB	degeneration B	-0.014490686	-0.01393003	0.009370494	0.007137819	-0.01117205	0.016433151	-0.01282939	-0.004588035	-0.000658986	-0.008775505	0.009279195	-0.006527447	0.014281881
AB017269	TMEFF2	protein with EGF-	7.4129E-05	-0.005629837	0.000573716	-0.007810476	-0.03356398	-0.008317342	0.013907725	-0.012720448	-0.012217897	0.0011845	-0.008455524	0.011164193	-0.010546187
AA279748	FLJ10512	protein	-0.005232001	-0.016293198	-0.000972808	-0.012632186	0.003560175	-0.00646882	-0.015160738	-0.021149543	0.003314099	-0.001628952	-0.003348983	-8.27374E-05	0.003043069
AA621342	DKFZP564B167	protein	-0.001785341	-0.008519601	0.008417059	-0.007053894	0.00519486	-0.013382722	0.001726083	-0.017218655	-0.005163475	-0.005877467	-0.013083162	0.000638901	-0.013529862

Acc no	Symbol	Name	ab172 I	ab170 I	ab063 D	ab207 M	ab213 I	ab212 AS	ab209 I	ab191 I	ab206a SN	ab173 D	ab189 I	ab188 D	ab183 I
AI871665	ACAT1	Coenzyme A	-0.00229002	0.001155858	0.004315885	-0.003803	-0.011575655	-0.010530548	-0.006248919	-0.007725541	-0.00182973	-0.007301412	-0.00805024	-0.015086554	-0.003180905
AI014441	TPD52L1	D52-like 1	0.000558254	-0.00674236	-0.016130722	-0.002536838	-0.007286242	0.001987661	-0.012735189	-0.01112164	0.024289684	-0.016270554	-0.003315552	-0.009092543	0.009401389
AI969670	LDHB	dehydrogenase	-0.000679706	0.008953725	0.000904647	0.001932019	-0.004791072	-0.005664935	0.006700162	-0.002225498	-0.00716802	-0.003233513	-0.00648049	-0.008072792	0.009508827
H12044	PIR121	FMR1	-0.004421944	-0.001228283	-0.014437803	-0.014565357	-0.004581653	-0.009035428	-0.010740606	-0.001473729	-0.007277963	-0.009631534	-0.000193141	-0.006455577	-0.009059331
AA777774	AA777774	clone 24630	-0.003658065	-0.008511504	0.003247541	-0.009313396	-0.011076578	-0.01648512	-0.011704747	-0.008497219	-0.013140375	-0.014293697	-0.012449682	0.002012308	-0.018196477
NM_000218	KCNQ1	voltage-gated	0.005967443	-0.009700139	0.00962839	-0.00907381	-0.016762062	-0.00851644	-0.004530808	-0.007557639	-0.011986054	-0.008394113	-0.003819144	-0.000133261	-0.00832307
H15662	CYLN2	linker 2	-0.001293659	-0.005106915	0.003032289	-0.01076123	-0.012325558	-0.005206923	0.011509635	-0.001339268	-0.006797944	-0.017953558	-0.013476268	-0.008350484	-0.007290794
AA779401	ME3	NADP(+)-	-0.013759259	0.001281067	-0.009706879	-0.00767438	-0.021286802	-0.005062642	-0.011646737	-0.010394148	-0.01154937	-0.003983451	-0.005419098	-0.006266964	-0.004768226
AA490887	KIAA0655	ESTs	0.006448421	-0.015209204	-0.006687762	-0.010545443	0.004910975	-0.01412919	-0.00644115	-0.004563313	-0.007830027	-0.016960867	-0.014246258	0.006679842	-0.011932288
AI364688	TM7SF2	7 superfamily	-0.002431164	-0.008396529	-0.003846085	-0.003700633	-0.004255327	0.000585519	-0.000208697	-0.000688673	0.011007909	-0.013586962	-0.006598688	0.004208854	-0.00287218
AA702150	AA702150	unc93	-0.002350453	0.000547209	0.002553428	-0.002449283	-0.007131843	-0.001797385	-0.003246121	-0.007237065	0.002903361	-0.01308628	-0.000881235	0.004468882	-0.00984395
N67017	LIFR	inhibitory factor	-0.00982197	0.000415004	0.000459594	-0.009183923	-0.009876287	0.002177581	-0.00715104	0.000359388	-0.009525259	-0.021335849	-0.002882696	-0.007721184	-0.012490677
AA490497	UBL3	ubiquitin-like 3	-0.002117471	-0.004258732	-0.001170865	-0.01847994	0.003764618	-0.003468726	-0.002263579	-0.006574361	0.00587999	-0.004359659	-0.010764404	0.005791552	-0.014989417
AI199182	KIAA0615	protein 1	-0.008916928	-0.005651634	-0.010462307	-0.009755169	-0.009875864	-0.010940263	-0.005890558	-0.014550741	-0.010580154	-0.0025903	-0.013816646	0.015053871	-0.019391751
AA131466	FLJ12666	ESTs	-0.015851797	0.001018699	-0.006561742	-0.009233154	-0.016576755	-0.00955005	-0.009462025	-0.009147974	-0.003738069	-0.017789518	-0.008453944	-0.008494883	-0.012693728
AI000103	GLUL	ammonia ligase	-0.009553812	-0.007244935	-0.004154138	0.004661403	-0.008356686	0.007062677	-0.00787466	-0.004191868	0.004464197	-0.012332802	0.004332401	0.005042319	-0.007769214
R52658	Rab11-FIP2	protein	-0.009012001	0.000573647	0.003318187	0.004117737	-0.001229875	-0.003284331	-0.000137429	-0.00506145	-0.002405597	-0.006840203	-0.004730396	-0.004199185	-0.005917719
W45518	SLC4A2	family 4, anion	0.000168628	6.57958E-05	-0.000125936	-0.005675998	-0.005786937	-0.013718391	-0.001114596	0.000126931	-0.011128149	-0.007876098	-0.003550483	-0.00653058	-0.000936782
AA133129	TCEB3	elongation factor	0.00344206	-0.004053617	-0.000470903	-0.004488901	-0.008677701	-0.010364669	-0.001851975	0.000248997	0.006772966	-0.003016117	-0.002618357	-0.005177365	-0.00760519
AA025150	FBP2	bisphosphatase	-0.011474099	-0.011343938	-0.006633133	-0.016267326	-0.012810018	-0.01017602	-0.00850459	-0.018391868	-0.003565907	-0.021617052	-0.011009195	0.004707948	-0.018794622
AA682851	C12orf8	open reading	0.020613978	-0.005955991	0.000588657	-0.009191428	-0.013363798	-0.018034779	0.002744641	-0.002742906	-0.003309471	-0.000653818	0.002118281	0.003408346	-0.010191247
AW058221	LIPF	lipase, gastric	-0.005932549	-0.00557874	0.003392781	0.002423686	-0.012785192	-0.001808311	0.004185922	-0.007920283	-0.006397141	-0.005528009	-0.010084336	0.008071718	-0.005736006
H62162	HPN	(transmembrane	-0.009365335	-0.010118922	-0.006512078	-0.010463114	-0.010991377	-0.011541235	-0.004497303	-0.010934873	-0.011607974	-0.013337141	0.004447496	0.005094248	-0.008008033
AA421269	PIK4CA	sitol 4-kinase,	-0.001203228	-0.000133075	0.002060704	-0.000518602	-0.005331841	-0.007021649	1.15923E-05	-0.003010947	-0.002656137	-0.002897758	-0.002721943	0.003859688	-0.001764623
AA932521	FKBP4	protein 4, 59kDa	-0.01081567	2.58767E-05	9.85475E-05	0.011763491	-0.012476468	0.007652677	-0.000930932	-0.020443162	0.005417596	-0.001970377	-0.010058319	-0.005089848	0.004827747
AA970760	HSD17B2	(17-beta)	-0.009532087	0.003068078	-0.004825593	0.01325824	-0.011719924	0.00993291	0.003451888	-0.025436055	-0.000895317	0.000902553	-0.009586273	-0.000365904	0.010484541
N70714	PXMP2	membrane	-0.000784817	-0.007743815	0.004425688	-0.010754832	-0.015729293	-0.009954374	-0.003112766	-0.008647744	-0.009239287	-0.00377657	-0.015113689	-0.006543154	-0.008541099
AA976851	KIAA1423	protein	-0.012434032	0.000786243	-0.000741318	0.00087601	-0.006241672	-0.004148628	-0.009922884	-0.004276583	0.007786882	-0.014389284	-0.009963522	-0.002454831	-0.00788102
AA620556	PECI	D3,D2-enoyl-	-0.003167351	0.000746508	-0.000443562	-0.003232675	-0.001203004	-0.008948642	-0.001655884	-0.005923962	-0.003263014	-0.005567516	-0.009386052	-0.00212502	-0.005227572
AA430698	SYPL	like protein	-0.001535271	-0.00069087	0.002122906	0.0014872	-0.005168356	0.001189618	0.003011983	-0.005026694	0.006008836	-0.002601734	-0.003754236	0.002529966	0.000556481
R39954	DLG4	Data not found	0.00445127	-0.010124744	-0.00301433	-0.005361984	0.011693571	-0.017619221	-0.010354154	0.001357293	-0.019439721	-0.010541461	-0.011248521	0.006933937	-0.007334694
AI732400	AI732400	Data not found	0.002098252	-0.01056134	-0.005099758	-0.002628881	0.01338013	-0.016486899	-0.009354674	0.000427027	-0.018462288	-0.011211259	-0.012735262	0.002232942	-0.007351553
AA457047	KIAA0084	protein	0.000286121	-0.008691271	-0.00180423	-0.002783326	0.00990779	-0.015232385	-0.010439151	-0.001081192	-0.02226691	-0.010569168	-0.017235724	-0.001048515	-0.008773627
AA429281	MGC10433	protein	0.001105392	-0.010437159	-0.000410082	-0.0056643	0.009922274	-0.008033737	-0.003589162	0.000420423	-0.011770244	-0.010504119	-0.02132795	0.001939898	-0.015010016
N62562	LOC55977	Similar to	0.003455822	-0.009715508	-0.001446034	-0.002633627	0.011479638	-0.013947554	-0.008402664	0.001275259	-0.019403068	-0.009895138	-0.014860274	-0.000581434	-0.010960125
N73827	KIAA1504	protein	-0.005499738	-0.00536577	0.000320033	-0.011935501	-0.004909978	-0.006720506	-0.005138958	-0.013669779	-0.003029741	-0.007963191	-0.003362683	-0.003047587	-0.004171762
W01011	SAH	associated	-0.004298283	-0.009651323	-0.000486704	-0.009763124	-0.001296411	-0.006210978	-0.004160212	-0.015235698	-0.005703064	-0.006369227	0.000518658	-0.007514254	-0.003361754
AA181333	KIAA0103	product	-0.014727615	0.009735321	-0.006146981	-0.012696686	-0.016329808	-0.010713253	-0.013524507	-0.012472013	-0.004979599	-0.010761301	-0.009915593	0.001813059	-0.017535831
AA482224	TMEM4	protein 4	-0.012903915	0.008085331	-0.009539851	-0.013349982	-0.016357335	-0.008992994	-0.013310858	-0.011244784	-0.004202003	-0.009297991	-0.006576878	0.005340741	-0.014687253
AA454098	KNSL5	(mitotic kinesin-	0.001672826	-0.009840123	0.010776588	0.003430639	-0.001580412	0.006629868	0.014322977	-0.011561272	0.003428974	-0.002908304	-0.012418266	-0.001871003	0.009936361
AA810225	GPR30	coupled	-0.004627163	-0.00379916	-0.000140926	-0.007158346	-0.006043573	-0.005601978	-0.004199444	-0.005562456	-0.002461979	-0.00986444	-0.001931432	0.000797113	-0.003228336
AA485358	NIFIE14	transmembrane	-0.015797994	0.005558846	-0.014625795	0.002102039	0.002286052	-0.001219402	0.011823486	-0.007585068	0.007973807	0.008713999	0.0122472	0.003972434	0.004716852
AA152347	GSTA4	transferase A4	-0.003131532	0.003548002	0.000492054	-0.005181875	-0.017250481	-0.004146496	-0.00549983	-0.005211185	0.011344981	-0.006031804	-0.014475896	-0.0002414	-0.009458304
AA968514	WBP1	protein	-0.009486051	0.002988204	-0.005066068	-0.006538965	-0.008132221	-0.001704584	9.61982E-05	-0.004138042	-0.003036759	-0.009526831	-0.006763925	0.000948155	-0.011597508
AA424509	KIAA1049	protein	-0.005696578	0.005563911	-0.010292894	-0.001069813	-0.002526584	0.000166734	-0.004951866	0.007258233	-0.004216244	-0.000245487	-0.005820922	-0.006057907	-0.008215696
H18950	SLC13A3	family 13	0.007601907	-0.005440889	-0.00511191	-0.010398551	-2.8574E-05	-0.008116954	0.000556383	-0.014350352	-0.002659462	-0.022188447	0.002273161	-0.005323794	-0.007075562
R20729	SH3GL2	GRB2-like 2	-0.004382522	0.007917249	-0.000271807	0.003022451	-0.004309383	-0.001842068	-0.006033793	-0.003553988	-0.010182331	-0.018143227	-0.004152378	-0.001191649	-0.00462307
AA431408	DKFZP566D193	protein	0.010247166	-0.000765771	-0.009683094	-0.010383875	-0.004786319	0.00472631	0.009353807	-0.004201636	-0.005690887	-0.018078053	-0.007967928	-0.009830918	-0.01939384
AA418395	DPP7	ase 7	0.008544958	-0.004703128	-0.020264614	0.001287287	-0.012230394	-0.006243283	-0.019923202	0.006745943	-0.006823845	-0.004011867	0.010276295	0.002296565	-0.015447466
T68844	T68844	Moderately	-0.012196847	-0.008260245	-0.00576443	0.002144208	-0.019784988	-0.012297058	-0.001695987	0.011059199	0.011211433	-0.009619753	-0.000285802	-0.007311062	-0.007808104
AA479106	FLJ10637	protein	-0.006137413	0.004924125	0.001536799	0.021758956	-0.01371138	-0.006166248	0.01039923	0.000857988	-0.002184522	0.006070277	0.005917884	9.27784E-07	0.008379132
AA977242	CIRBP	RNA binding	-0.014875004	0.001132007	-0.007727417	-0.013141142	-0.005268517	-0.018971059	-0.023546578	-0.004571704	-0.010931518	-0.007348044	-0.012583097	-0.006365614	-0.011411316
AA160913	PDE9A	se 9A	-0.009918708	-0.005481632	-0.010153822	-0.006435514	-0.005695899	-0.012303319	0.003381987	-0.005742482	-0.006844343	-0.006562943	-0.004974541	-0.002077571	-0.005085104
AA431321	TRIP7	group	0.000623626	-0.004533561	-0.012565863	-0.011135087	-0.006609624	-0.012304107	-0.021712597	-0.012435614	-0.003611658	0.002391797	-0.013989968	0.003973723	-0.014623862
AA489523	EEF1D	translation	-0.005673981	0.008947607	0.012410129	0.002989019	-0.010136223	-0.001541567	-0.020635197	0.017966019	-0.002019698	0.009664707	-0.013323996	-0.002359026	0.003684901
AA447986	DNAJC4	homolog,	-0.011125343	-0.015760142	-0.006656229	-0.015927818	-0.020557228	-0.010626461	-0.016568562	-0.006395312	-0.002985929	-0.01432468	-0.009649942	0.002619746	-0.010920197
T54926	SNRPN	ribonucleoprotei	-0.01887365	0.028843943	-0.006820721	-0.001438631	-0.00566696	-0.018163153	-0.014618263	0.008215599	-0.007726252	-0.005115283	-0.004079598	-0.007344924	-0.004992582
AA456571	BSCL2	Seip congenital	-0.020903874	0.007496863	0.022956764	-0.00735038	-0.008047103	-0.01197375	-0.001305049	3.24473E-05	-0.007815721	-0.010354097	-0.003325851	-0.000479093	0.002151753
AA663435	TRIM28	containing 28	-0.00089697	-0.004095158	-0.005092525	0.000385267	0.013809696	0.004865628	0.015268781	-0.000118679	0.004205233	-0.000129668	-0.002995574	0.003083106	0.009775346
AA985442	MANBA	beta A,	0.007597215	0.001772975	-0.007358339	-0.007959864	0.007445681	0.000644552	-0.005563557	0.000499878	-0.014417606	-0.002284188	0.027072707	-0.005101733	-0.01026772

Acc no	Symbol	Name	ab172 I	ab170 I	ab063 D	ab207 M	ab213 I	ab212 AS	ab209 I	ab191 I	ab206a SN	ab173 D	ab189 I	ab188 D	ab183 I
H10995	H10995	mRNA full	-0.00366559	0.023137677	-0.00654885	0.008033776	-0.002194909	0.014666142	0.00872713	-0.004537084	0.005140911	-0.001097966	0.00341374	0.012578304	0.010688956
AA630302	NRD1	arginine dibasic	1.36515E-05	0.004278102	0.012166328	-0.007348894	0.00535918	0.014102827	-0.001739678	0.005057313	0.015383082	-0.004978503	0.003055924	-0.004601028	-0.014079225
R76263	R76263	Data not found	0.00911665	0.009370302	0.015972926	-0.00825319	-0.000211355	-0.01537432	-0.014522929	-0.012071943	-0.007462348	-0.006390468	-0.008803383	-0.00750985	-0.008774294
U68566	U68566	protein	0.008235093	0.006663817	0.014364683	-0.006294977	0.003533532	-0.01629757	-0.012674143	-0.009003774	-0.004324727	-0.010218715	-0.010622599	-0.002649344	-0.009694578
H11718	KIAA0555	product	0.015051736	-0.007277117	0.017245697	0.016246819	0.019717103	0.005486287	0.012301979	-0.001759362	0.003684223	0.01746822	-0.003370554	-0.003211249	-0.013366698
AA017043	HTATIP	interactive	-0.014020061	0.007755516	0.002581954	-0.026227611	-0.003126272	-0.008664446	-0.017871811	-0.004614525	-0.001233304	0.000814573	-0.002899898	-0.000686955	0.008905864
AA029308	MTCP1	proliferation 1	-0.013224319	0.014149428	0.005696667	-0.010015239	-0.004176325	0.01112564	-0.011397467	-0.010668568	-0.000859013	-0.026137765	-0.019381951	-0.015932723	-0.005465155
AA009697	CDC42	similar to Cdc42	-0.011024905	0.002655991	-0.003493238	-0.003023353	-0.002699165	-0.013527835	-0.004930222	0.001093449	-0.003233189	-0.015037495	-0.005530191	-0.007736745	-0.010802589
R42233	R42233	s 4	-0.003645838	0.017036139	0.004591197	0.002034201	-0.026756305	-0.007248216	-0.010568822	0.00643904	-0.003616796	-0.019521544	-0.021948781	0.00556527	-0.013562087

Acc no	Symbol	Name	ab068 I	ab123 I	ab217 D	ab021 I	ab009 M	ab013 D	ab016 I	ab059 I	ab039 D	ab044 D	ab083 I	ab158 M	ab210 D
R43217	HMG17L3	group	0.020899907	0.003503205	0.008388575	0.003332349	0.010568505	-0.000843107	0.005339674	0.004458641	0.004915112	0.004520908	0.009537347	-0.014037662	0.022736397
AA449321	AA449321	cDNA FLJ12280	-0.001203651	-0.003733652	-0.00277347	-0.001538898	-0.001434705	0.003010768	0.01514632	0.015715047	0.002056571	-0.001541823	-0.006767045	-0.000251774	0.009860936
W72697	CRA	resistance	0.005845418	-0.001508663	0.017798708	0.014607492	0.000382329	0.008424239	0.004439223	-0.005812264	0.006307627	0.018482824	-0.013626389	-0.013874904	0.009097897
AA046639	LOC51312	mouse	-0.009741901	-0.004731951	0.008345111	0.000249114	0.033130986	0.005837403	0.022037206	0.006712233	-0.008522889	-0.01594795	-0.002487539	-0.010716043	0.009605648
AA465396	LOC51312	mouse	-0.019818854	-0.011908198	-0.00226017	-1.75814E-05	0.017444778	0.005065843	0.004161247	0.003578035	-0.010888857	-0.013275084	-0.001988832	-0.015092768	0.016910499
N27179	BST1	stromal cell	-0.000988163	-0.00285262	0.01824542	0.008338067	0.001095382	0.000757061	0.005063515	0.000811552	0.007913941	0.035820402	-0.005358937	-0.011332856	-0.003184441
R60044	R60044	transposable	0.000346186	0.004710496	-0.005076275	-0.006306195	-0.000708454	0.021531614	0.027584835	-0.009050412	0.00335735	-0.018732436	0.006724987	-0.002689451	-0.007164663
AA430524	CAPZB	(actin filament)	0.001956486	-0.009430183	-0.011492738	0.009259427	0.002441282	-0.008371616	-0.033218528	-0.013440765	-0.000772924	-0.022454511	0.01342593	0.000244628	-0.003103807
AA419628	TCF7L2	factor 7-like 2 (T-	-0.004893863	0.013122224	-0.0082096	-0.004328168	0.013188766	-0.008549916	0.012671464	-0.000853372	-0.008213922	-0.001547324	-0.001197167	-0.008342201	-0.001510845
AA160783	FAT	suppressor	0.0068642	0.008963891	0.001598097	0.001258525	0.01271015	-0.005755325	0.0184596	0.025072294	0.00620933	-0.001240747	-0.004722685	-0.010008131	-0.001547727
AA487557	EPLIN	lost in neoplasm	-0.019100878	-0.00051303	-0.006399622	-0.008937725	0.007993484	-0.013310629	-0.002756766	-0.006877306	-0.004676536	0.003216518	0.001072121	0.00652268	-0.002177387
AA497029	LDHA	dehydrogenase	-0.001175799	0.010501602	0.0057875	0.012333155	0.013608696	0.013736747	0.003395512	0.015749054	0.005175855	0.001473522	-0.002969719	-0.000454547	0.00669654
R55789	APBA2	(A4) precursor	-0.003254103	-0.005457266	0.003752353	-0.011823219	0.010733752	-0.005920785	-0.012247253	0.014453317	0.01153617	-0.012849274	0.002985785	-0.000639932	0.00431189
AA402915	ACY1	aminoacylase 1	0.002640652	-0.002298686	0.013831767	0.008353466	0.017529578	0.01507278	0.006843795	0.008908248	6.58012E-05	0.004119497	-0.007105435	0.000494242	0.015277776
AA464139	BG1	dehydrogenase	-0.011836821	-0.007845877	0.004348857	-0.011080882	0.004258214	-0.007592288	-0.008482783	0.019779097	0.008728814	-4.57192E-05	-0.004884222	-0.006827242	0.001515643
H99751	BG1	dehydrogenase	-0.001314309	-0.005867135	0.004627696	-0.010975524	0.007758317	0.002301231	-0.008749069	0.014090031	0.005460769	-0.013983109	-0.008891071	-0.013297929	0.007770151
AA488288	CMAS	monophosphate	-0.0045718	0.011686859	0.00274642	-0.006421201	-0.006703375	-0.008624706	-0.003008172	0.001312696	-0.001639523	0.000255433	-0.004130179	-0.003391778	-0.002718617
W55964	ARPC5	protein 2/3	0.001345217	-9.39962E-05	0.013048469	0.018409417	0.008629341	-0.000902062	0.008358496	0.001139081	0.006543747	0.000430576	0.004803252	-0.00367169	0.006396275
AA609598	YWHAZ	monooxygenase	0.01013125	0.020613249	0.025540708	0.017571191	0.006273135	0.016296998	0.003551673	0.004898755	0.004788198	0.001152975	0.009943836	0.006220094	0.008054671
AA425401	STK24	kinase 24	-0.005594252	0.006039848	0.016563772	-0.007531554	0.000261065	-0.004594973	0.013214166	-0.003051828	0.008673163	-0.012038238	0.006050201	0.003038865	-0.002763226
AA683581	B4GALT4	Gal:betaGlcNAc	0.015804359	0.02335297	-0.005396593	0.001299073	-0.010763826	-0.011097081	0.017548991	0.000115062	-0.002370983	0.004079198	0.013206142	0.014270482	-0.00082033
AA130584	CEACAM5	c antigen-	0.003493359	0.002514839	0.020911359	0.007818223	0.010144442	0.008766779	0.011252661	-0.001690192	0.021092552	0.000135259	0.004094984	-0.004870146	0.000883819
AA454597	GOLPH2	phosphoprotein	-0.022368435	-0.012789974	-0.005848412	0.00590585	-0.002775754	0.015600876	0.003601002	0.0027612	-0.007363997	-0.00796175	0.007515164	0.01281742	0.009553569
AA133469	KRT20	cytokeratin 20	-0.011523415	-0.005425957	-0.016877255	-0.011623983	-0.010221381	-0.006889164	-0.010803995	-0.006646243	-0.00091089	-0.010956504	-0.006795276	0.005561667	0.015229828
R02085	MGST3	glutathione S-	-0.009517828	-0.015589248	0.006812677	0.006600024	-0.004432559	-0.003476699	0.003844244	-0.007728919	0.001994755	0.00301675	-0.001696285	0.017932016	0.005261109
AA205649	ZNF254	protein 254	-0.008957959	-0.015728653	0.010559349	0.007138891	-0.014633741	-0.012423775	0.001096918	-0.008420146	0.000124047	0.007433206	-0.005556245	0.012862982	0.000578207
AA130579	LGALS4	galactoside-	-0.012432333	0.002779969	-0.000420623	0.004610247	0.004862948	-8.59307E-05	-0.004585058	-0.003439616	0.008903577	0.008608019	0.000845725	0.010338233	0.012077406
AA679907	IDH2	dehydrogenase	-0.011118737	-0.001493896	0.0006914	0.005869584	0.004509298	0.004430919	0.006397162	-0.002048338	0.000748993	0.010101885	-0.000276281	-0.00232702	0.008590689
AA630328	LGALS3	galactoside-	-0.002232065	-0.003510435	0.000431751	0.004715032	0.002079655	0.007511284	0.005179271	-0.003164271	0.002916763	0.007678279	0.002538841	0.001442235	0.009898142
AA284492	TSPAN-3	tetraspan 3	-0.008936125	-0.002696382	-0.000279284	0.017249953	0.003595051	0.000825919	0.006771326	0.000641489	-0.003937893	0.009536239	0.003154685	-0.000901507	-0.001168039
AA011446	CASP3	apoptosis-	-0.019802286	-0.001407242	0.010355684	0.00149794	-0.019423921	-0.000559077	-0.001519108	-0.000347784	0.003914827	-0.002196334	-0.002471842	0.008550718	-0.00211322
N69107	YWHAH	monooxygenase	-0.012480408	-0.001707284	-0.003989576	0.002627785	0.006757584	0.003823377	-0.022443259	0.003297574	-0.000473734	-0.007530075	0.005700001	0.018668516	-0.010852738
AA043133	SLC16A1	family 16	0.002136043	-0.007568138	-0.017476043	-0.0148915	0.004818921	0.002872548	-0.00453371	0.020959991	-0.023068669	-0.016627141	-0.00663194	0.017336832	-0.003778068
AA419015	ANXA4	annexin A4	-0.011005677	-0.002841546	0.010803798	0.004643046	-0.001939825	0.021631383	0.011896694	0.002349328	0.010220817	0.015799137	0.00281758	-0.004266064	0.006720035
AA465495	FACL5	Coenzyme A	0.000563537	-0.000742279	0.000959079	-0.005948604	0.002419119	-0.010153979	0.002924973	0.006700515	0.000242318	-0.016999245	0.001323697	-0.007891703	0.015616111
AA133212	NCOA4	coactivator 4	-0.003909247	-0.011987355	-0.004315883	-0.017343006	-0.012069954	0.009486163	0.000304858	-0.009244395	-0.003847717	-0.006728039	0.007820266	0.002442555	0.003070768
AA446819	OAT	aminotransferas	-0.000948091	-0.01464255	1.63116E-05	-0.015929701	-0.016993016	0.014547695	0.006587955	0.010753162	-0.001386656	-0.011478438	0.031023354	0.001598015	0.014408644
W72792	EPHB2	EphB2	0.00385471	0.003864635	0.010993318	-3.33707E-05	0.022371185	0.000236336	-0.001718662	0.020717448	0.007562308	-0.001584442	0.003203662	0.00879404	0.009243358
H16833	SRD5A1	reductase, alpha	-0.010077166	-0.001935576	-0.004792553	0.002500077	-0.006175391	0.049845834	0.007993068	-0.000657565	6.38384E-05	0.006408822	0.004689489	-0.001452151	0.008504602
AA699679	NR1I2	subfamily 1,	0.001360016	-0.000681982	0.00438687	0.01017531	-0.007134905	0.001660576	0.002381873	-0.003364548	0.011614323	-9.99186E-05	-0.007581691	-0.021087693	0.014150521
AA884167	ANXA13	annexin A13	-0.000360475	-0.000936015	-0.002327875	-0.001253653	-0.003849906	0.001092337	-0.001074341	0.001521339	-0.000417263	0.005509979	0.000412099	-0.025244352	0.012897107
T60135	MGLL	Data not found	-0.013583741	-0.012597945	0.011810675	-0.004914341	0.000971568	0.006257699	0.004681465	-0.02372627	-0.003370337	-0.004689901	-0.002851873	0.002498352	0.006584055
AA446822	LPIN1	lipin 1	-0.013074593	-0.009382618	0.008918985	-0.007062757	-0.000298185	0.005751847	0.004528942	-0.028500416	-0.003140959	-0.008862835	0.000762746	-0.002026646	0.005961365
AA421278	MTP	triglyceride	-0.006787901	-0.002746231	-0.00306702	-0.004675425	-0.002411002	0.000705855	0.002489497	-0.007464553	0.001541343	-0.000307059	0.001787668	-0.006561968	0.028848736
T61078	CPS1	phosphate	-0.00340699	-0.003800366	0.017415096	-0.003796124	0.021970095	0.005296122	0.010295899	-0.004422947	0.00890179	-0.002547767	0.00889004	-0.012925487	0.0110615
AW009320	CDX1	homeo box	-0.004568935	0.004870683	0.017784223	0.013715707	0.011278328	-0.00277553	-0.001647091	0.017218498	0.023920661	0.011081651	-0.004406049	-0.011960358	0.011797861
N73958	SCYA25	motif) ligand 25	-0.005689098	-0.001636029	-0.00268187	-0.004223194	-0.001557392	0.001240101	-0.000654098	-0.002769556	0.005054876	-0.007024893	-0.008898003	-0.015143101	0.024590902
AI433892	CLDN15	claudin 15	-0.003501634	-0.001548113	0.00216784	-0.005056147	-0.001118282	2.59127E-05	-0.005541441	-0.005553936	-0.00287359	-0.003098934	-0.005594533	-0.00969842	0.016204642
N74131	N74131	(intestinal)	-0.004381642	0.004898006	0.011096464	0.015361415	0.006781982	0.002890794	-0.002317372	0.004009923	0.011293821	-0.011765339	-0.002958283	-0.01404853	0.014002295
AA778392	BENE	BENE protein	-0.000991539	0.007863711	-0.006968616	-0.001245822	0.007648161	0.001459456	0.00012519	0.000803402	-0.007197819	-0.005074643	0.00331137	-0.007892333	0.019236939
AI923531	DMBT1	malignant brain	0.011250489	-0.009359651	0.008056702	0.018552658	0.010689134	0.016722425	0.024582299	0.011503301	0.00671779	-0.000179055	6.70292E-06	-0.007869873	0.018248399
AA876039	VIL1	protein	0.003227236	0.008674413	0.001896174	0.015675372	-0.00047717	0.007001158	0.005906839	0.00376089	0.013139831	0.007289023	0.013987789	-0.009349555	0.018984173
AA846573	PLCB3	C, beta 3	-0.014942015	0.006334106	-0.00270627	0.008634307	0.009509522	-0.003354612	-0.001803684	0.011412398	0.003044899	-0.001183624	-0.009592516	0.001523779	0.014982449
AW009764	CLCA1	channel, calcium	-0.005031881	0.007062081	-0.000758527	-0.005336621	0.00084262	0.002408115	0.004974916	-0.00417357	0.013779262	-0.004513589	-0.010033227	-0.004370606	0.027307178
AI669875	FAM8A1	sequence	0.004172398	0.005190797	0.008887507	0.026959763	0.019838229	-0.005948121	0.023636189	0.012146353	-0.006099701	-0.001008037	0.017100622	-0.002554336	0.019946308
AI651194	KIAA0708	protein	0.005620235	0.008178468	0.00839488	0.025177571	0.020858478	-0.003317099	0.021910175	0.011521464	-0.007012482	-0.009439975	0.019886165	-0.006526047	0.018726177
AI669320	GW112	expressed in	0.007365561	0.008258302	0.009348831	0.023434013	0.022201324	-0.002597244	0.021805466	0.010899515	-0.004930029	-0.008141048	0.019922144	-0.005867548	0.018244672
AA487488	CLDN7	claudin 7	-0.001134081	0.011542596	0.013635498	0.011736238	0.017329293	0.010151682	0.013777287	0.011340127	0.008366792	0.004391912	-0.0013974	-0.018024011	0.013451806
T46924	ABP1	binding protein 1	0.000603461	-0.000843786	0.011840275	0.004236568	0.010879833	-0.001986593	0.012640641	-0.007691	0.010555964	-0.005463203	-0.000389944	-0.010216023	0.017238935
R62384	SLC6A2	family 6	0.007479838	0.019765728	0.008145254	-0.000360545	0.014956323	0.002528395	0.006272793	-0.001938367	-0.002375884	0.017758841	-0.004804109	8.66305E-05	3.14026E-05

Acc no	Symbol	Name	ab068 I	ab123 I	ab217 D	ab021 I	ab009 M	ab013 D	ab016 I	ab059 I	ab039 D	ab044 D	ab083 I	ab158 M	ab210 D
AA025344	ARHC	gene family,	-0.005515934	0.006238774	0.004767955	0.000104494	0.011629	-0.003593717	-0.007459821	-0.00416088	-0.012606585	-0.004376883	-0.00407	-0.007966009	0.001263565
U78557	CRA	resistance	0.006479655	0.000100689	0.020460023	0.017943804	0.006985159	0.009245661	0.007640918	-0.005013331	0.007881239	0.019843851	-0.008168833	-0.01284318	0.010435202
AI732703	AI732703	Data not found	-0.000401623	0.004920794	0.001470343	0.000702781	-0.008030367	0.005422933	-0.005551704	-0.008982066	-0.001657281	0.004033843	0.026596618	0.011363325	0.00643902
T70999	UGT2B	glycosyltransfer	-0.007710256	0.002638224	-0.00497518	-0.009001613	-0.013124199	-0.002429983	-0.002400096	-0.00186007	-0.016288286	-0.02402767	-0.017138831	0.010330169	0.011878431
AA863469	LHFPL2	fusion partner-	0.001520864	0.000188334	0.021823478	-0.002816036	0.010643109	0.001846563	-0.007589386	-0.000956671	-0.010776636	0.000518761	-0.000554895	0.008190134	-0.009635463
AA410429	VASP	stimulated	-0.008090283	0.00621421	-0.006607657	-0.009540132	0.0078283	0.007891712	0.007618031	-0.000298617	-0.004871713	-0.012768526	0.004663966	0.013198374	-0.007195229
AA703019	LOC51762	RAB-8b protein	0.00836252	0.012946604	0.003205753	0.016202383	0.011935541	0.011392468	-0.008379876	0.007559631	0.009909544	-0.004081486	0.015230261	0.010683375	-0.008730812
AA181307	AHR	receptor	0.007355589	0.01937106	0.001026701	0.001014977	0.002005999	0.016450369	0.017102682	-0.002853627	0.001690248	-0.007863957	0.014415292	0.004359055	-0.00398628
AA856874	PACE	amino acid	0.005540602	0.008827839	-0.002465637	0.018037278	0.005899473	0.005741273	-0.012879503	-0.006655594	-0.009401451	-0.014468092	0.007866432	-0.011275119	0.013870825
W95082	HSD11B2	(11-beta)	0.00160507	-0.016064252	-0.015391531	0.017435604	0.002831162	-0.003311218	0.011714223	-0.002590905	0.00666501	0.002189882	-0.010774297	-0.006880256	0.00913378
AA478647	ICAM3	adhesion	-0.003786492	-0.002582071	-0.001915841	-0.000245797	0.009459393	0.021368635	0.001703113	0.000428353	-0.002344519	0.000530032	-0.000858594	0.002588471	0.003864743
H96235	ETS2	cDNA FLJ20528	-0.007474249	-0.007699298	0.007440751	-0.007391114	0.012313623	0.00029988	0.005520157	0.016269882	0.015306588	-0.002233823	-0.001528136	-0.005645536	0.013105805
AA447797	PLAT	activator, tissue	0.007375692	0.001583038	0.02360085	0.010332541	0.009458496	0.016650317	0.010894427	0.006824678	0.004197121	-0.002634969	0.009549098	0.001601863	0.006550005
AA677326	OTC	carbamoyltransf	-0.004195284	-0.00398422	-0.003675736	-0.001974447	0.001042053	0.005135675	0.003412273	-0.005448753	-0.007595614	-0.005268685	-0.013213103	-0.020251304	0.011286594
AI651536	PCDHA12	alpha 12	0.004110397	0.008628591	-0.000511778	0.021352423	0.012822441	0.000666487	0.021186567	0.009349332	-0.008470673	-0.004920916	0.015167369	0.000931134	0.015003219
R70868	R70868	Data not found	0.001740068	-0.001731671	0.020721084	0.007003632	0.005685611	0.009432243	0.015253515	-0.004030387	0.025892643	-0.000369343	-0.000311169	-0.003510994	-0.004776632
AI890849	ALDH2	dehydrogenase	-0.024343226	-0.011683869	-0.006758887	-0.015609037	-0.006003072	-0.026944424	-0.012486065	-0.004306134	-0.018028591	-0.011941705	-0.006771898	0.010957442	-0.01111219
N30191	CCK	cholecystokinin	-0.004990786	-0.00904886	-0.002302245	-0.00772017	0.002453469	0.00121678	-0.000747355	0.035218035	0.000964958	0.021291007	-0.004110267	0.004254236	0.009958712
AA486218	ACTR2	mRNA; cDNA	-0.001569225	0.004286096	0.002807022	-0.002429207	-0.010266721	-0.005157631	0.014744619	-0.007741488	0.009550382	-0.003800257	0.010844108	0.002424766	-0.00733426
AA608519	BAZ1A	Data not found	0.00529849	-0.000357423	0.002728485	0.004716162	0.012054115	0.003686368	0.018834222	0.005515978	-0.004826966	0.012900041	-0.001083823	0.007482189	-0.007313388
AA283024	LOC51696	homolog of	0.014818835	0.000409472	0.001223262	-0.00529483	0.000510864	0.020044644	0.001847691	-0.000302392	-0.001547558	-0.009252743	-0.002540878	0.007880959	-0.00047198
AA412712	FNBP3	protein 3	0.014022065	0.015638384	0.011899523	-0.003839483	0.006461433	0.002723647	0.002368026	0.01502029	0.008168097	-0.009120816	-0.000140661	-0.000912159	0.000574552
AI968672	IL6ST	signal	0.003047436	-0.002079486	0.003443042	-0.004819892	-0.012772198	-0.001632664	0.011969076	-0.011491353	-0.011932565	-0.011847048	0.013714982	0.010914095	-0.007940352
AA074677	AA074677	ESTs	-0.002542605	0.010213316	-0.006696665	-0.002652538	0.010129529	-0.006790649	-0.005645018	0.003167975	0.014972302	-0.013057094	0.000152449	-0.003529533	0.004516883
AA411814	PSEN1	(Alzheimer	0.00196541	-0.008980935	0.004903576	0.00393304	0.018916256	0.002059232	0.017802996	0.005613733	-0.00128458	0.006344299	-0.000500748	-0.001166263	-0.003457679
AA598526	HIF1A	inducible factor	0.002145103	0.009314786	0.011150607	0.015614123	0.000405773	0.018410074	0.00758547	0.003044156	0.007919313	-0.015442217	0.00225311	0.003777567	-0.006189447
AA101875	CSPG2	sulfate	0.00686026	0.009522407	0.013394558	0.018235723	0.014144231	0.008336822	0.002636427	-0.001342991	0.014958066	0.013355436	0.005948271	0.010508716	-0.000158296
AA670286	RPS6KC1	protein S6	0.005375933	-0.000565674	0.000147466	0.0059511	0.005911124	-0.005468903	-0.014423842	-0.013584778	-0.0234836	0.003724018	-0.020985284	-0.015548811	-0.003914895
H22563	H22563	mRNA; cDNA	0.003161403	-0.003431314	0.005417469	0.014111976	0.000548352	-0.009889312	-0.001340071	-0.022976381	0.024811788	0.009395034	0.001157349	0.012183855	-0.001129778
N57551	FXR1	retardation,	0.015469644	0.012834397	-0.001071248	0.006032099	0.016891713	0.008318938	0.021465948	0.005729453	-0.000751421	0.015796985	-0.001236403	0.007462636	-0.014519941
AA418852	LOC51295	ECSIT	-0.003341139	0.013591349	-0.006815461	0.000568792	-0.005252777	-0.001169489	-0.001991019	-0.000837409	0.007052892	-0.017878899	-0.01797947	0.015855736	-0.002741894
AA463629	KIAA0721	protein	-0.005534675	-0.000707779	-0.004394716	0.005009028	-0.007787753	-0.006706931	8.99683E-05	-0.013995861	-0.011223536	0.003567205	-0.010803453	-0.013003647	0.007491724
AA453473	AA453473	mRNA full	0.001506055	-0.004212873	-0.004752754	-0.003565646	-0.003680441	-0.008459466	-0.014891856	-0.001818685	-0.007517252	-0.007149863	-0.005392385	0.005672155	0.000417055
R72097	R72097	group I	-0.01221449	-0.011336165	-0.021023332	-0.010673152	-0.016780762	0.000970073	0.000632989	-0.015792637	-0.012859127	-0.014392952	-0.010684789	0.014165962	-0.003557293
AA063637	PPT1	thioesterase 1	-0.015148539	-0.008525073	-0.01531221	-0.006141912	-0.0021343	-0.016700266	-0.013418516	0.00181292	-0.002296067	-0.011661414	-0.017647401	-0.001508582	0.006895453
AA284234	AA284234	Data not found	-0.001751954	0.039577541	-0.004786882	-0.011883978	0.000142079	-0.004268168	-0.002595887	-0.007707062	-0.008069005	-0.007006267	0.019604449	-0.001871374	0.01107328
AA464612	MRPS18B	ribosomal	0.006315835	-0.000735094	-0.008476828	-0.005487292	0.007855785	0.014096537	-0.001463295	0.017136051	-0.006239412	-0.001677242	0.00880327	-0.01368598	0.027273175
AA044390	UGP2	pyrophosphoryla	-0.006404921	-0.010774601	-0.006736273	-0.00037238	-0.012520802	-0.010635673	-0.010210519	-0.012317339	-0.010503581	-0.007880343	-0.013259361	-0.018808482	0.006882435
AA600217	ATF4	transcription	-0.013012654	-0.011541111	-0.010576824	-0.01448607	0.001594933	-0.014902765	-0.014705358	0.007789947	-0.012563673	-0.000153946	-0.008068171	0.00255574	-0.008862882
AI350553	FLJ21019	protein	-0.00782662	-0.015569725	-0.012062114	0.003201432	0.001376076	-0.015434856	-0.005806092	-0.003775117	-0.019187465	-0.004946672	-0.011003158	-0.010186238	-0.004866727
AA485377	FOS	murine	-0.001930197	-0.000557931	-0.014958301	-0.006061764	0.002102049	-0.009530144	0.002667395	-0.008461402	0.001380504	-0.00915431	-0.014016081	0.013649299	0.003112644
AA418544	AA418544	clone	-0.003691742	-0.010788121	-0.00460412	-0.013699279	-0.018765351	0.000134515	0.007954761	-0.017932234	-0.008578293	0.008141498	-0.012035193	-0.002105519	-0.014014472
AI828088	CDKN1C	dependent	0.015021181	-0.00353808	-0.00842897	-0.010982951	-0.016126556	-0.009624807	-0.013351025	-0.002658988	-0.005126859	0.000385242	-0.018419832	-0.017941197	-0.013476918
AA953294	SSNA1	syndrome	0.004482372	0.001908406	0.014646023	0.008702398	0.005269924	-0.01785167	-0.012987858	-0.010995624	0.004737123	-0.011501313	-0.010005323	-0.002833733	-0.003966726
H53340	MT1G	1G	-0.001796019	-0.005789872	-0.021382779	-0.010271802	-0.007433935	-0.008013174	-0.006232643	-0.003108897	-0.011628481	-0.012792029	-0.011412719	0.010646025	0.0088109
H77597	MT1H	1H	-0.003421407	-0.007552717	-0.020662608	-0.012038327	-0.008756583	-0.009368403	-0.006397456	-0.005739826	-0.011521772	-0.01181851	-0.013092594	0.006843422	0.007442175
N55459	RNAHP	RNA helicase-	-0.000397257	-0.005930697	-0.019735915	-0.009423145	-0.009350619	-0.009540348	-0.005345352	-0.005421935	-0.012010654	-0.010726546	-0.010764148	0.010371485	0.005497019
H93508	DKFZP566K023	protein	-0.003993885	0.001631721	-0.021259613	-0.015561545	0.001488913	-0.002191968	0.003761528	0.007182771	-0.007643321	-0.003137747	-0.0041887	0.011067495	-9.49602E-05
AA999679	PCDHGA8	gamma	-0.001322996	-0.003637667	-0.014628771	-0.008944131	-0.007470366	-0.007840851	0.001742504	-0.004458885	-0.005343968	-0.004027485	-0.014471659	0.009665409	0.002714533
AA115304	3	protein	0.01003276	-0.00329543	0.005851014	-0.004863685	-0.015365166	-0.0051077	0.025414026	4.72975E-05	0.001817965	0.005563187	-0.009985627	0.002616719	-0.01358442
AI185567	AI185567	clone 24528	-0.011267248	-0.004320121	-0.002076905	-0.000441575	-0.000134078	-0.007998446	-0.014252861	-0.00228989	-0.000192154	-0.001228039	-0.022355721	0.000907908	0.003483771
AA436410	BCAT2	aminotransferas	-0.010271604	-0.004136343	-0.009654016	-0.01072477	-0.003522396	-0.000898851	-0.000557974	0.000583697	-0.004628615	0.012025115	-0.003372263	0.003606692	-0.002705878
R42177	KIAA0759	protein	0.002829816	0.0038519	0.003609207	-0.003974535	-0.002321932	0.014199641	0.009250087	0.005321549	0.016582416	-0.001995509	-8.53712E-05	0.000268756	0.002457905
AA490843	AA490843	promoting	0.010701573	0.003541454	0.001917925	-0.01129202	-0.006601945	-0.012507726	-0.021739369	-0.003920562	0.003730662	0.002077903	0.002522965	-0.000489712	0.007718582
AB017116	AB017116	Data not found	-0.006716788	-0.011719789	-0.006673633	-0.009686961	-0.021240274	-0.00054483	-0.013840893	-0.007169689	-0.003275515	0.001444653	-0.002398913	-0.005072092	0.003416629
AA450205	TLOC1	protein 1	0.001728195	0.009161813	-0.015175942	-0.004552839	-0.02399029	-0.011546163	-0.003625268	-0.006666829	-0.015368483	-0.004308252	-0.000454558	0.07889032	-0.011359114
AA022886	RDGBB	degeneration B	-0.007743569	-0.006120716	-0.003839995	-0.012307087	-0.005945766	-0.001514603	-0.004453716	0.007171464	0.002328644	-0.014581824	-0.012136644	-0.011725619	-0.015910207
AB017269	TMEFF2	protein with EGF-	0.001939131	-0.004683427	-0.007495501	-0.01735977	-0.008227631	0.015216158	0.001110389	-0.00659365	-0.000686137	-0.000210891	-0.000944478	0.00114009	-0.004989091
AA279748	FLJ10512	protein	0.001041875	0.001913457	8.80335E-05	0.001425551	-0.001253043	0.002511429	0.00040485	0.003575025	0.00099129	0.001165212	-0.01677952	-0.018304985	0.00210436
AA621342	DKFZP564B167	protein	0.002178472	-0.005663464	-0.002823436	0.015249901	-0.016788962	-0.00952656	-0.003521707	-0.005470745	0.001117184	0.021879528	0.001958189	-0.004412109	-0.00304305

Acc no	Symbol	Name	ab068 I	ab123 I	ab217 D	ab021 I	ab009 M	ab013 D	ab016 I	ab059 I	ab039 D	ab044 D	ab083 I	ab158 M	ab210 D
AI871665	ACAT1	Coenzyme A	-0.01095344	-0.002918185	-0.004187332	-0.011394999	-0.007844666	-0.007434277	-0.009809158	0.002102077	-0.015723608	-0.003710962	-0.011577896	0.002670073	-0.006867628
AI014441	TPD52L1	D52-like 1	-0.012587805	0.000412783	-0.009714304	-0.003256867	0.007374646	-0.005023898	-0.002460021	0.006748013	-0.007562754	-0.006326938	-0.01286348	-0.016136696	-0.014358013
AI969670	LDHB	dehydrogenase	-0.002342905	0.019232641	-0.004276995	-0.015442919	-0.007955707	-0.014381851	-0.006176652	-0.017916872	0.020592527	0.002061329	-0.006218649	-0.003423137	-0.006588141
H12044	PIR121	FMR1	-0.000924699	-0.005663264	-0.00973697	-0.004584994	-0.008652557	-0.006671918	-0.00429369	-0.000285661	-0.005738417	-0.002248301	-0.004625958	-0.004362935	-0.007192934
AA777774	AA777774	clone 24630	-0.002030436	-0.003136917	-0.008111758	0.00685842	-0.015869664	-0.00718187	-0.003706879	-0.007757792	-0.006512646	0.00079999	0.003130177	0.006683747	-0.002947745
NM_000218	KCNQ1	voltage-gated	-0.008921114	-0.011694097	-0.00287233	-0.008903567	0.008187736	-0.002159069	-0.014801491	0.004163991	-0.006983034	-0.01206701	-0.008273502	-0.006723158	-0.007059788
H15662	CYLN2	linker 2	-0.010770976	-0.01050321	0.002611187	0.00021184	-0.014185714	-0.00210048	-0.012035578	-0.002915715	-0.005307818	-0.013816005	-0.015019487	-0.013477301	-0.001902734
AA779401	ME3	NADP(+)-	-0.009104576	-0.008221716	-0.004338556	-0.004862067	-0.015642588	-0.007994393	-0.015935831	-0.013772648	-0.012889619	-0.006697622	-0.005221676	-0.005113752	-0.001469575
AA490887	KIAA0655	ESTs	0.004055421	-0.008030529	-0.001989578	-0.011100766	-0.017971199	-0.006679127	0.003763036	-0.003603654	-0.008631483	-0.010085854	-0.00144964	-0.00809886	-0.005905623
AI364688	TM7SF2	7 superfamily	-0.007014439	-0.007308323	-0.011866894	-0.002208997	-0.013158779	-0.00818075	-0.00075503	0.007766626	-0.000718964	0.00209294	-0.007764079	-0.00175796	0.011764483
AA702150	AA702150	unc93	-0.002847652	-0.007770828	-0.005811365	-0.005533043	-0.009995938	-0.006957893	-0.006636093	-0.007472932	-0.011268382	-0.001695978	-0.00710215	-0.00262932	-0.002283193
N67017	LIFR	inhibitory factor	-0.000664724	-0.005447388	-0.002312365	-0.00571843	0.004926771	-0.002881535	-0.007262538	-0.013989291	-0.011968484	-0.01694893	-0.005648015	-0.004246019	1.45368E-06
AA490497	UBL3	ubiquitin-like 3	-0.014668453	-0.007790144	-0.008774354	-0.015062918	-0.017131771	-0.011665901	0.00167565	-0.015698206	-0.004916164	-0.014904819	-0.003849718	0.004684619	-0.010286031
AI199182	KIAA0615	protein 1	-0.011610713	-0.010911501	-0.007319175	-0.014049913	0.006612847	-0.005762344	-0.003798894	-0.003654266	0.006111375	-0.007447753	-0.008074599	-0.009060065	0.010933022
AA131466	FLJ12666	ESTs	-0.003711088	-0.008606856	-0.01414064	-0.014978852	-0.013798458	-0.004575718	-0.003199699	-0.013582944	-0.008751454	-0.011358129	-0.001971285	-0.002715145	-0.004613852
AI000103	GLUL	ammonia ligase	-0.005182767	-0.005292372	-0.005194938	0.000319377	-0.008733845	-0.001521471	-0.005726512	-0.010910656	-0.009611513	-0.009227651	-0.002048044	-0.004133118	-0.010749847
R52658	Rab11-FIP2	protein	0.002268251	-0.004661373	0.013008543	-0.003885684	-0.006998807	0.00181153	-0.000816047	-0.004207638	0.000416071	-0.001103476	-0.000277242	-0.005922062	-0.005562222
W45518	SLC4A2	family 4, anion	-0.000198261	-0.001712051	-0.002976543	-7.53315E-05	0.001331301	-0.006445693	-0.015832317	0.006035482	-0.005867645	-0.001953473	-0.009034473	-0.00298022	0.002977351
AA133129	TCEB3	elongation factor	-0.010262325	0.005489461	-0.004475875	-0.000593451	-0.005918577	-0.000476874	-0.010913949	0.001590898	-0.009112231	-0.009878889	-0.006221708	0.006778078	-0.00465711
AA025150	FBP2	bisphosphatase	-0.00834027	-0.003851225	-0.010665094	-0.003357495	-0.006377095	-0.000967218	-0.014863841	-0.0112146	-0.02200449	-0.014336314	-0.006060757	0.000833001	-0.000422974
AA682851	C12orf8	open reading	-0.014507375	-0.001867252	-0.004970986	0.000841094	-0.017677459	-0.013853117	-0.034632952	0.004142426	-0.011240168	0.000232894	-0.002062662	0.007690331	-0.00625831
AW058221	LIPF	lipase, gastric	-0.012362444	-0.003996224	-0.013186907	-0.01003056	-0.013523074	-0.002043	0.001860545	-0.007481449	-0.009536792	-0.009339707	-0.009991911	0.016303873	-0.00340303
H62162	HPN	(transmembrane	-0.010372291	-0.004994876	-0.010989876	-0.005162206	-0.010869978	-0.007651902	-5.4076E-05	-0.012125235	0.003047714	0.00114913	1.37237E-05	-2.28413E-05	-0.000639273
AA421269	PIK4CA	sitol 4-kinase,	-0.001824145	-0.002376733	-0.009931603	-0.00528073	-0.006915383	-0.003687075	-0.004537573	-0.003382981	-0.005734117	-0.006071992	-0.00486049	0.01068762	-0.002909481
AA932521	FKBP4	protein 4, 59kDa	-0.000760925	0.005506769	-0.011319769	-0.002471447	0.002677427	0.014076796	-0.01527543	0.012037091	-0.010244357	0.010573846	-0.013048097	-0.004220924	-0.000290362
AA970760	HSD17B2	(17-beta)	-0.005972321	0.007082653	-0.00827845	-0.007614457	0.009363308	0.014284993	-0.019082372	0.014012506	-0.011259725	0.006932412	-0.01578426	-0.006335879	0.003548349
N70714	PXMP2	membrane	-0.01260205	-0.005345582	-0.012617833	-0.007745351	-0.007666646	-0.001271141	-0.010179293	-0.0035691	-0.012935633	-0.005384766	-0.010949371	0.000385529	-0.005032796
AA976851	KIAA1423	protein	-0.000932353	-0.01173209	-0.009904535	-0.004206703	-0.006953198	-0.001647595	-0.002156611	-0.011216514	-0.009838084	-0.006656129	-0.006789611	-0.000144934	-0.01413715
AA620556	PECI	D3,D2-enoyl-	-0.012873051	-0.005506166	-0.004430849	-0.00579662	-0.013037817	-0.006093649	0.013634991	-0.009371254	-0.010445846	-0.00015867	-0.007060327	-0.003049137	-0.000350991
AA430698	SYPL	like protein	-0.006554159	-0.003269676	-0.006039326	-0.008955768	-0.007833167	-0.005964903	-0.0076387	-0.002770841	-0.004632906	-0.005587244	-0.005640011	0.010795531	-0.007788623
R39954	DLG4	Data not found	-0.020652371	0.006386996	-0.016763733	0.008678643	-0.01207813	-0.003139686	-0.006698386	0.005782231	-0.014724505	0.016415447	-0.002266508	0.006713548	0.00401009
AI732400	AI732400	Data not found	-0.018066763	0.004724931	-0.017833557	0.007848944	-0.009989212	-0.004243475	-0.006527051	0.003719518	-0.013969781	0.01747937	-0.00364377	0.003062246	0.006096618
AA457047	KIAA0084	protein	-0.011326405	0.004958306	-0.019884743	0.004912066	-0.009959948	0.001457275	-0.000659641	0.004983021	-0.010644516	0.016054449	0.002159739	0.006748464	0.00097411
AA429281	MGC10433	protein	-0.013385201	-0.000416197	-0.022088783	0.004861661	-0.012464262	-0.002996856	-0.01012926	0.006728981	-0.014896938	0.012791862	0.004197207	0.007511717	0.004558303
N62562	LOC55977	Similar to	-0.015068572	0.006260925	-0.021413655	0.008527998	-0.012176427	-0.00233666	-0.000681769	0.007002853	-0.009168048	0.017087484	0.002896599	0.007878805	0.004517014
N73827	KIAA1504	protein	-0.001853915	-0.006427767	-0.012845843	-0.00469142	-0.006004845	-0.001601604	-0.003401281	-0.004578738	-0.006274889	0.009349587	-0.007143682	0.007936628	-0.009550095
W01011	SAH	associated	-0.002690955	-0.006479932	-0.014315604	-0.006830246	-0.005886967	-0.00440791	-0.000160074	-0.005693978	-0.012477934	0.010979259	-0.005722534	0.009433107	-0.010466406
AA181333	KIAA0103	product	-0.011371007	-0.010252541	-0.013905629	-0.013483558	-0.020035145	-0.01032593	-0.008033788	-0.00932266	-0.013110667	-0.010964987	-0.008740329	0.002298324	-0.010055051
AA482224	TMEM4	protein 4	-0.012510268	-0.007543802	-0.015790246	-0.016317296	-0.021554696	-0.011092808	-0.008935026	-0.019229697	0.000129378	-0.010558431	-0.006427423	0.002862702	-0.012422584
AA454098	KNSL5	(mitotic kinesin-	-0.005205904	0.010685036	-0.005076325	0.005030699	-0.008257316	-0.009494075	-0.011733302	0.00716901	-0.000235485	-0.008303924	-0.012032763	0.003221315	-0.000470092
AA810225	GPR30	coupled	-0.005874386	-0.002840026	-0.005477433	-0.002851942	-0.000701617	-0.000948232	0.000382723	-0.004259536	-0.00778722	-0.004967611	-0.008399108	0.000145496	-0.003292171
AA485358	NIFIE14	transmembrane	-0.019896069	0.001445052	0.000796837	-0.011093053	0.008480412	-0.004075646	-0.012124806	0.01679025	0.00487793	0.033911583	0.011667913	0.000135085	-0.014162561
AA152347	GSTA4	transferase A4	-0.013503551	-0.003855667	-0.003935714	-0.005295263	-0.011693287	-0.010811617	0.000958221	-0.017958322	0.003593212	0.00511699	-0.002535946	0.000125803	-0.003322148
AA968514	WBP1	protein	-0.004961702	-0.008391389	-0.012167546	0.011711466	-0.009008559	-0.009084297	0.000131273	-0.006909685	-0.001438072	-0.007299733	-0.004124113	-0.003048462	-0.001900752
AA424509	KIAA1049	protein	-0.006535791	-0.006272813	-0.003783323	-0.004130634	-0.011030826	-0.002956578	0.003511433	-0.000187608	-0.004245053	-0.001448264	-0.007526315	0.002031652	-0.009059653
H18950	SLC13A3	family 13	-0.005671719	-0.003919432	0.000695061	-0.005523517	-0.007191471	-0.000351802	0.004212973	-0.011863452	0.001146523	-0.004594867	-0.008094823	0.01607325	0.016542882
R20729	SH3GL2	GRB2-like 2	-0.00266329	0.002507456	-0.005309838	-0.010870573	-0.013082521	-0.000918932	-0.002498036	-0.002511135	-0.0027559	-0.009612595	-0.012365489	-0.021144978	0.001038661
AA431408	DKFZP566D193	protein	-0.011589675	-0.010521142	-0.015332779	0.002016064	-0.005199656	-0.008772889	-0.009442829	-0.007130779	-0.014973281	0.004082372	-0.01011568	0.004747607	-0.005503507
AA418395	DPP7	ase 7	0.011649885	-0.015065209	-0.007559828	0.008485022	-0.032457127	-0.021524269	-0.016534619	0.016186258	0.001134586	-0.018529158	0.00440739	-0.025338896	-0.003981711
T68844	T68844	Moderately	0.007765182	-0.012592702	0.00203693	-0.010305784	-0.011093915	0.053531197	0.002485816	-0.002619856	0.005929023	0.00681284	-0.014360757	-0.017010399	-0.002162178
AA479106	FLJ10637	protein	0.002996341	0.012157305	0.05313905	-0.000318107	0.002743158	0.002534395	-0.001163444	0.008644681	0.03079927	0.013311822	-0.007780446	-0.007528918	0.003771329
AA977242	CIRBP	RNA binding	-0.00057942	-0.012232659	-0.009764391	-0.016219729	-0.015249587	-0.011655933	0.001041365	-0.008685031	-0.011471312	-0.009150845	-0.010790772	-0.010183101	-0.00668712
AA160913	PDE9A	se 9A	0.004713919	0.000851661	-0.007494593	-0.012004979	-0.00908756	-0.010928911	0.003177194	-0.007531801	-0.009814997	-0.015385033	0.000232713	0.000573042	-0.009092041
AA431321	TRIP7	group	-0.006078203	-0.00939692	-0.027029471	-0.016662298	-0.004437221	-0.006371259	0.005286616	-0.008845713	-0.006675095	-0.001277219	0.005756758	0.000514241	0.012380941
AA489523	EEF1D	translation	0.005354842	-0.021605554	0.024310318	-0.026446554	-0.008449861	0.010762979	0.002022084	-0.007895534	-0.010026086	0.009515185	-0.014078534	0.005229188	-0.012399679
AA447986	DNAJC4	homolog,	-0.006212179	-0.023584725	-0.016406517	-0.012659241	-0.010786839	-0.010991505	-0.002108979	-0.012535773	-0.014432763	-0.012048871	-0.009433857	-0.001431397	2.38336E-05
T54926	SNRPN	ribonucleoprotei	0.005776702	-0.010165839	-0.005100491	-0.012159732	-0.013007699	0.011128523	-0.014821879	-0.010194813	-0.000695325	-0.00476719	0.008315103	-0.000624076	-0.008192242
AA456571	BSCL2	Seip congenital	-0.001125465	0.001393401	-0.014159028	0.000114036	0.014578678	-0.000231046	0.007028537	-0.003379268	0.006487743	-0.00103403	-0.018496899	-0.013545686	0.006039473
AA663435	TRIM28	containing 28	0.025371116	0.027326226	0.004816023	0.00368591	0.002879489	0.019537225	-0.003614929	0.020083833	0.01751942	0.043179089	0.024991845	0.022301076	0.004985498
AA985442	MANBA	beta A,	-0.017424221	0.001857739	-0.009779083	-0.008088496	0.002655896	-0.007132207	-0.007326735	0.006268925	-0.019097891	-0.013650709	-0.010472116	-0.000496504	-0.031420433

Acc no	Symbol	Name	ab068 I	ab123 I	ab217 D	ab021 I	ab009 M	ab013 D	ab016 I	ab059 I	ab039 D	ab044 D	ab083 I	ab158 M	ab210 D
H10995	H10995	mRNA full	0.00670957	0.006015713	-0.008363558	-0.006800417	0.001843639	-0.012535896	0.005631173	-0.033943948	0.004869601	0.011427503	0.007047064	-0.005503978	-0.007492382
AA630302	NRD1	arginine dibasic	-0.000572338	0.004930924	-0.005479813	0.007239839	0.001899409	0.013462637	0.016663301	-0.000518356	0.016614906	-0.001910873	-0.001347205	-0.01695761	0.006758233
R76263	R76263	Data not found	-0.005750047	0.017324387	0.001716725	0.018896388	-0.009392858	-0.007699625	0.007931433	-0.010627292	-0.001927311	0.006529775	-0.008303156	-0.008361692	0.007794873
U68566	U68566	protein	-0.004465276	0.024067955	0.006482301	0.020012602	-0.019406203	-0.010203287	0.006830699	-0.006157246	-0.005267534	0.006298876	-0.000303509	-0.0129861	0.011351543
H11718	KIAA0555	product	0.014538691	0.019439878	-0.009722908	0.008330297	0.005591551	0.002159986	0.013119081	0.013986858	0.002477275	0.023811575	-0.006581233	-0.012238011	0.008522424
AA017043	HTATIP	interactive	-0.019294664	0.007947657	-0.017481506	-0.006704078	-0.014256475	-0.020966046	-0.015778837	-0.004231295	-0.01653385	0.004056715	-0.013740872	-0.010465535	-0.010751114
AA029308	MTCP1	proliferation 1	-0.017184814	-0.02291874	-0.011004539	-0.006364612	-0.013309719	-0.002056394	0.001865597	0.000267405	-0.008809301	0.003672879	-0.023307541	-0.006872121	-0.015955098
AA009697	CDC42	similar to Cdc42	0.001292452	0.005157771	-0.002538127	0.0015834	-0.013728147	0.000464921	0.010242472	-0.00135627	-0.003622706	-0.002633128	-0.017359911	-0.012038408	-0.005925384
R42233	R42233	s 4	-0.001764782	-0.010575576	-0.005742547	-0.00873226	-0.013786842	-0.00963399	0.000577609	-0.012658566	0.001980571	0.003632893	0.004995291	-0.006260829	0.002407385

Acc no	Symbol	Name	ab198 M	ab003 D	ab214 M	ab211 D	ab215 D	ab060 IM	ab121 D	ab182 I	ab034 M	ab054 D	ab131 D	ab166 D	ab049 I
R43217	HMG17L3	group	0.000342356	-0.004590232	-0.014096118	0.019561869	0.000516451	-0.003688333	0.003020979	0.011306363	0.012061841	0.004623629	-0.011446137	0.011736052	-0.001632587
AA449321	AA449321	cDNA FLJ12280	-0.000772113	0.012573747	0.004918357	-0.002628497	-0.007105479	0.010023404	-0.013540435	-0.003170484	0.005593225	-0.00849747	-0.009622669	0.014222528	0.008020141
W72697	CRA	resistance	-0.008381244	0.012480252	0.018051805	0.008028579	-0.006198268	0.004826878	0.011202092	0.019083184	-0.003584213	0.003329034	-0.005762288	0.005751664	0.017506271
AA046639	LOC51312	mouse	0.029675082	-0.002377267	0.020122946	-0.000718044	0.007429633	0.019072893	0.013588814	0.017448677	-0.016288741	-0.008598638	0.002910613	0.012079613	-0.001426389
AA465396	LOC51312	mouse	0.026600305	0.006399187	0.013173048	-0.000753402	0.010366781	0.014533012	0.005428607	0.014883257	-0.008785631	-0.002718139	0.002596176	0.009737044	0.002775964
N27179	BST1	stromal cell	0.015119349	-0.007321657	0.009315824	0.020843545	0.007693044	0.030298771	0.016280265	0.012007502	-0.011507536	0.031572297	0.028415882	0.029491353	-0.009332997
R60044	R60044	transposable	0.007090209	0.002684124	0.004342496	0.002438951	-0.00696275	-0.006409245	-0.001099428	1.88474E-05	0.008046816	0.001580433	0.002352821	-0.002767022	-0.007193818
AA430524	CAPZB	(actin filament)	-0.002956905	-0.000203546	-0.002502882	0.000874379	0.013167381	0.003205953	0.010053024	0.019353653	0.017543618	0.005020817	0.00367386	0.007746529	0.007732429
AA419628	TCF7L2	factor 7-like 2 (T-	0.003100626	0.011363546	0.006000361	-0.009782921	-0.007720718	-0.002628594	-0.00457151	0.004456323	0.00987094	-0.010156139	0.009016477	0.006702032	0.005966485
AA160783	FAT	suppressor	-6.18194E-06	0.011519674	0.008623434	0.002541905	0.00035038	0.020989559	0.001911696	0.007571615	0.012044313	-0.000654866	0.00102934	0.003288145	0.010733459
AA487557	EPLIN	lost in neoplasm	0.009115035	0.009027918	0.022750633	0.011181885	0.018898392	0.012837316	0.009395965	0.000985324	0.008601361	-0.000829714	0.008982917	0.011994249	-0.003237436
AA497029	LDHA	dehydrogenase	0.007882807	0.008736949	0.003734116	0.007768727	0.012347005	0.005788366	0.005318405	0.015799223	0.007327609	0.00605762	0.003078829	0.005764568	0.010792029
R55789	APBA2	(A4) precursor	0.000978278	-8.18134E-05	-0.006435281	0.025161626	-0.003687324	0.022514169	-0.008227546	0.008365567	0.001794769	-0.006877508	-0.008141705	0.013068792	-0.008681183
AA402915	ACY1	aminoacylase 1	-0.003035939	0.007318978	0.023125297	0.007998262	0.021794768	0.023407496	0.010133719	0.001033796	-0.005246633	0.003191482	-0.008256854	0.020974035	0.005888107
AA464139	BG1	dehydrogenase	-0.001517143	-0.00428554	-0.003050747	0.021984178	-0.008708648	0.02787432	0.002644684	0.002419217	-0.013146448	-0.003083766	-0.012815541	0.007489091	-0.022049338
H99751	BG1	dehydrogenase	0.002237742	0.004423307	-0.005449558	0.022799961	0.002104018	0.020357504	-0.007331767	0.006969294	0.002558847	0.000942555	-0.000590952	0.010922903	-0.008828026
AA488288	CMAS	monophosphate	0.008501818	0.003517403	-0.001875711	-0.005819952	-0.004783793	0.011948733	-0.003306778	-0.003201819	0.022219639	0.003314536	-0.008423689	0.003800961	0.002332713
W55964	ARPC5	protein 2/3	0.013533818	0.000601657	0.006628872	0.008104094	0.006153545	0.003839327	0.011216895	0.021744644	0.009651652	0.00270083	-0.003525953	0.004565995	0.008959544
AA609598	YWHAZ	monooxygenase	0.009406188	0.009227538	0.008803509	0.000557945	0.000288965	0.000819244	0.003289333	0.00344701	0.016996727	-0.000517997	0.009506484	-0.007376062	0.010976953
AA425401	STK24	kinase 24	0.015624559	0.019133901	0.009568938	0.013907589	0.005660412	0.007310563	-0.00472633	-0.006774844	0.005702501	-0.000464351	-0.007996949	0.003135809	0.001796995
AA683581	B4GALT4	Gal:betaGlcNAc	0.025082935	0.017902699	0.001379119	-0.005218156	0.00416693	0.008846174	-0.002387453	0.013961378	0.008640159	0.002462092	0.000701409	0.002456155	-0.009810571
AA130584	CEACAM5	c antigen-	0.006856674	0.020712565	0.01945665	0.009218432	0.000544092	0.013007073	0.010162771	0.018182097	0.008074531	-0.004792425	-0.004582048	0.011794033	0.004213858
AA454597	GOLPH2	phosphoprotein	0.017968573	0.015165566	0.002345471	-0.005335543	-0.003548087	0.014492924	0.005954432	0.005515327	0.004107357	-0.008726104	0.006507383	0.001790461	0.002936045
AA133469	KRT20	cytokeratin 20	-0.003968356	-0.005159421	-0.012670128	0.012929311	-0.001933004	0.024842482	-0.001158168	-0.007495414	0.001306465	-0.006030892	0.003833552	0.016954073	-0.002962724
R02085	MGST3	glutathione S-	0.002633629	0.005424485	0.000716491	0.007156772	-0.009501319	-0.002353407	0.001465659	0.013450759	0.004740034	0.014173975	0.012213142	0.018601715	-0.006588168
AA205649	ZNF254	protein 254	0.002855754	0.005263142	-0.001125149	0.010420058	-0.012527827	-0.004342883	0.00421425	0.017744706	0.001134325	0.016037778	0.014615433	0.013626851	-0.01220825
AA130579	LGALS4	galactoside-	-0.000146215	0.013539834	0.014663084	0.00911706	-0.010903476	0.013387087	0.005605817	0.014210238	0.005321073	0.000476659	0.009156065	0.014708091	-0.000596608
AA679907	IDH2	dehydrogenase	0.005988225	0.009612576	-0.001990467	0.007947199	-0.009798874	0.014982558	0.006157398	0.008983877	0.014059843	-0.004688478	0.004530682	0.016117952	-5.80656E-06
AA630328	LGALS3	galactoside-	0.002206931	0.008319455	-0.00183921	0.00731122	-0.008435008	0.012549491	0.003287663	0.014750278	0.021145194	0.000889482	0.003368843	0.016183402	0.009200642
AA284492	TSPAN-3	tetraspan 3	-0.000242755	0.010048222	0.013977204	-0.003902365	-0.007874061	0.011302402	0.00726192	0.021886318	0.012593095	0.001052401	0.005854075	0.013396558	-0.001024247
AA011446	CASP3	apoptosis-	0.011330893	-0.001283992	0.017111017	-0.00138136	-0.007347645	0.009299944	-0.001556539	0.008463879	0.014492929	-0.001083026	0.002213192	0.001052427	-0.001814789
N69107	YWHAH	monooxygenase	0.005996394	0.007137798	-0.004638631	-0.000582854	-0.001492885	0.007370214	-0.000538998	0.011751042	0.006690525	0.010324289	0.012104875	0.00941903	0.003053306
AA043133	SLC16A1	family 16	-0.005741982	0.009019386	0.015420276	-0.007121545	2.29325E-05	0.001116304	0.002645959	0.003514129	0.004012249	0.005366903	0.011905298	0.00252458	-0.003771179
AA419015	ANXA4	annexin A4	0.01098809	0.017433511	0.027140704	0.001935843	-0.005254087	0.010151224	0.000117503	0.020322746	0.001936726	0.008798516	0.007232001	0.005011728	0.015805148
AA465495	FACL5	Coenzyme A	0.00743108	0.005715013	0.013548301	0.013235623	-0.003464868	0.022229791	0.006411511	0.003015351	0.003902642	-0.000249642	0.004220593	0.026646492	-0.000596002
AA133212	NCOA4	coactivator 4	0.010040581	-0.009426501	0.0140009	0.007697165	3.00998E-05	0.01648393	-0.001702598	0.004357613	0.014567363	0.007270457	0.00418695	0.02619817	0.001586899
AA446819	OAT	aminotransferas	0.007183083	-0.006990698	-0.000772782	0.019480288	0.002113104	0.017038109	-0.003269131	-0.000591819	-0.003385562	0.000930122	0.006993395	0.027041478	0.000132978
W72792	EPHB2	EphB2	-0.000128741	0.005837155	0.013144978	0.026115206	-0.000154167	0.005126238	0.023567268	0.008426022	-0.000712627	-0.000910501	0.008124524	0.004677	0.006819174
H16833	SRD5A1	reductase, alpha	0.010361751	0.015933498	0.011338723	0.01238935	0.004198446	0.01615967	0.00926455	-0.003001671	0.006454789	-0.007690674	0.011456611	0.008115903	0.001372627
AA699679	NR1I2	subfamily 1,	0.006726871	0.004124349	0.030716571	0.017248177	0.004512509	0.01562248	0.013518008	0.028940367	0.002556037	0.016182284	0.013936178	0.029707605	0.007330491
AA884167	ANXA13	annexin A13	-0.008453334	0.016190913	0.029359363	0.018067721	0.001410675	0.020311745	0.00490162	0.004986827	-0.0016957	0.017962763	0.003540116	0.025488476	0.008316617
T60135	MGLL	Data not found	0.00427343	0.013786142	0.003812556	0.003483116	-0.009953972	0.011939643	0.009465724	0.019837261	0.005139892	0.017224928	0.007846743	0.015840309	-0.001097976
AA446822	LPIN1	lipin 1	0.00366015	0.015178579	0.00271518	0.004799791	-0.010251494	0.013459368	0.009785776	0.019203828	0.005629416	0.015717975	0.00860667	0.015844884	0.003042548
AA421278	MTP	triglyceride	0.008041595	-0.002107389	-0.002585272	0.003876484	0.007012577	0.038054897	0.006309933	0.006654663	0.005630446	-0.00150032	-0.005425815	0.033939257	0.005523793
T61078	CPS1	phosphate	0.011000039	0.012584768	0.013995678	0.005787231	0.004999421	0.016121428	0.015844493	0.035924154	0.023020933	0.025270115	0.030098845	0.019343241	-0.001427862
AW009320	CDX1	homeo box	0.003814537	0.014252117	0.012190876	0.032973594	0.003428751	0.02180548	0.001654468	0.00338749	0.007929406	0.001237989	0.001397565	0.019432574	0.005509686
N73958	SCYA25	motif) ligand 25	0.008367649	0.001885621	0.00137939	0.003423561	0.00851268	0.021898112	-0.006173689	-0.001237159	-0.000670602	-0.004408485	-0.007476512	0.01489865	-0.002303152
AI433892	CLDN15	claudin 15	0.008376872	0.007661128	0.022421008	0.029112297	0.001744701	0.019230416	0.010870497	0.035591845	0.011926339	0.004925877	0.009112713	0.026231172	0.013054649
N74131	N74131	(intestinal)	0.01075936	0.012201877	0.021738808	0.014835765	-0.001477988	0.021176878	0.011090602	0.015874579	-0.001581381	-0.00563934	0.013251123	0.016464526	0.014026239
AA778392	BENE	BENE protein	0.00384595	0.016675051	0.016070197	0.00683922	0.008129171	0.021557316	0.005091962	0.024975228	0.013670547	0.000464914	-0.003273603	0.021954666	0.002363306
AI923531	DMBT1	malignant brain	0.026923461	0.00292229	0.018898729	0.016334885	0.010973132	0.022487603	0.00492937	0.029129625	0.005715074	-0.009378312	0.002397493	0.009905434	0.018456131
AA876039	VIL1	protein	0.003793223	0.012205955	0.006988598	0.014966122	-0.003644194	0.02133879	0.002240762	0.009502868	0.002565936	0.000915457	0.003668686	0.016096874	0.018595825
AA846573	PLCB3	C, beta 3	0.003215418	0.006993219	0.008887408	0.016507603	-0.008169194	0.016963585	0.006149045	0.021690932	-0.009703516	-0.001955125	0.009977027	0.018058849	0.012534535
AW009764	CLCA1	channel, calcium	0.025562278	0.006873003	0.002318322	-0.001501964	0.007392129	0.034306364	0.005608772	0.021278649	0.008609315	-0.004816892	0.000428325	0.013188546	0.022739001
AI669875	FAM8A1	sequence	-0.000211842	0.011321105	0.026459055	-0.000979515	0.035670244	0.016225092	0.019584866	0.024061982	0.004976446	-0.001086757	0.013330122	0.014670447	0.018218134
AI651194	KIAA0708	protein	0.004399662	0.011545763	0.02448678	-0.002241482	0.02614447	0.018330157	0.018300283	0.02496614	0.008081438	-0.00509561	0.013286165	0.011896021	0.017825503
AI669320	GW112	expressed in	0.003781787	0.013100641	0.023388358	-0.000379697	0.025308982	0.016019227	0.01886099	0.024613884	0.01128891	-0.005795725	0.013227295	0.011703503	0.017415785
AA487488	CLDN7	claudin 7	0.002952133	0.015479683	0.020386272	0.0116622	-0.003538478	0.011117454	0.004466039	0.013381078	0.003619042	-0.00603717	0.009919798	0.014216908	0.001251503
T46924	ABP1	binding protein 1	0.011724573	0.005275473	0.023628751	0.014809248	-0.008518105	0.020534469	0.014299844	0.027870738	0.012246471	0.012194483	0.009498311	0.022613036	0.002216558
R62384	SLC6A2	family 6	-0.010450073	0.009127413	0.010112298	0.005953107	-0.001988063	0.010088884	0.006232811	0.00789224	0.01459361	0.002061257	0.006269584	0.010914033	0.005731205

Acc no	Symbol	Name	ab198 M	ab003 D	ab214 M	ab211 D	ab215 D	ab060 IM	ab121 D	ab182 I	ab034 M	ab054 D	ab131 D	ab166 D	ab049 I
AA025344	ARHC	gene family,	0.005698173	0.01689121	0.005631131	0.009217203	0.009203649	0.01134433	0.008302737	0.013320867	0.004263451	0.008394761	0.009754573	0.014810054	-0.005823068
U78557	CRA	resistance	-0.00446168	0.013813672	0.01610162	0.009643158	-0.007771807	0.004017824	0.009591079	0.021630916	0.000431189	0.006515406	-0.002870362	0.014269929	0.014874562
AI732703	AI732703	Data not found	0.002833445	-0.01327165	0.028585028	0.016680779	0.014626027	0.018658236	0.0016405	0.008773616	0.005560075	0.011935933	0.017988377	0.015456164	0.004427116
T70999	UGT2B	glycosyltransfer	0.008905138	0.015221639	0.015677751	-0.00840775	-0.004319462	0.012248093	-0.006999321	0.005118857	0.006304663	0.004016835	0.006916664	0.017639764	-0.010682499
AA863469	LHFPL2	fusion partner-	0.011272024	0.00763974	0.01488191	0.02953793	0.013218818	0.027253729	0.017598321	0.004149276	0.020748624	0.023033957	0.018787558	0.015448415	0.010972874
AA410429	VASP	stimulated	-0.01272359	0.017633444	0.025349648	-0.013318335	0.011477882	-0.004592138	-0.006001041	0.005245142	0.005905078	0.006465083	0.004767913	0.008278398	0.006055277
AA703019	LOC51762	RAB-8b protein	0.019786915	-0.007832407	0.008832052	0.008446917	0.021196813	0.030341721	0.003498806	-0.000193551	0.000177245	0.009343981	-0.009864558	0.011356479	0.011578661
AA181307	AHR	receptor	0.015984285	0.022092533	0.013613653	-0.000415038	0.024818005	0.013974193	0.001926923	0.019461888	0.01078731	-0.008921006	0.007880206	-0.001449535	0.004472801
AA856874	PACE	amino acid	-0.006203136	-0.000837096	0.014812832	0.001745417	0.025517751	0.00773492	-0.00535208	-0.000440052	0.004323414	-0.004769688	-0.0074637	-0.012503732	0.033427322
W95082	HSD11B2	(11-beta)	0.007097062	0.011442836	-0.00050346	0.026735211	0.006428826	0.009556525	0.006543294	0.018351271	-0.006242184	0.001346184	-0.019112234	0.017667509	-0.005319444
AA478647	ICAM3	adhesion	0.012256576	0.013685247	0.029410657	0.005063536	0.004229383	0.013906744	-0.003826931	0.000615109	-0.001300089	0.000262856	0.005595988	0.016189975	0.014967081
H96235	ETS2	cDNA FLJ20528	0.001306345	-0.005342446	0.021848284	0.021989145	0.010260494	0.012843478	0.006471584	0.002816391	0.00278456	0.002534611	0.016593578	0.013313508	-0.011045687
AA447797	PLAT	activator, tissue	0.012238778	0.012880827	0.033633455	0.008472164	0.024377123	0.010936392	0.004376225	-0.00575841	0.005889511	0.015723803	0.003567183	-0.000827451	-0.000639536
AA677326	OTC	carbamoyltransf	-0.000333093	0.010372501	0.016728829	0.012934793	0.007310135	0.025190535	-0.000181191	0.012266905	0.003006049	0.003574264	0.008453875	0.021958467	-0.005965471
AI651536	PCDHA12	alpha 12	-0.005947488	0.002692502	0.022782959	-0.007151978	0.03738377	-0.00307883	0.017884731	0.020114629	0.004825565	-0.004148862	0.007112068	0.007497312	0.006784309
R70868	R70868	Data not found	-0.000358287	0.019750825	0.019033035	0.005274974	-0.004198485	0.014583786	0.012040759	0.016419924	0.008158793	-0.009033197	-0.006766026	0.011868927	0.002387675
AI890849	ALDH2	dehydrogenase	0.005434051	-0.014783064	0.003195255	-0.011319714	-0.01454435	-0.002729744	-0.013178599	-0.008459232	-0.006672617	-0.000160238	0.001608412	-0.003499929	0.001856168
N30191	CCK	cholecystokinin	0.00075255	0.002594125	-0.000313953	-0.006617295	-0.000486218	0.026777961	-0.004644586	0.007477439	-0.000715788	0.007164624	-0.003913816	-0.01764018	-0.002621748
AA486218	ACTR2	mRNA; cDNA	0.020404797	0.009925276	0.00696515	0.016480332	0.012949934	0.002300631	0.006819372	0.025858925	0.013053178	0.007215996	0.007105612	-0.002664345	0.007234195
AA608519	BAZ1A	Data not found	0.034687403	-0.00507676	0.021990872	0.001234456	0.024251573	-0.01416086	0.001008917	-0.003476361	0.002615866	-0.008991385	-0.006122975	-0.017588195	0.000630669
AA283024	LOC51696	homolog of	-0.00784824	-0.009159579	0.044156439	0.003769479	0.021041638	0.006024962	0.00355766	0.009624381	-0.000123243	-0.002298044	-0.014528218	0.002241945	0.021670408
AA412712	FNBP3	protein 3	0.012386832	0.004366632	0.016364113	-0.002227531	0.012649638	-0.001586626	-0.007106593	-0.004206987	0.005470804	0.004917432	-0.006876301	-0.000220453	-0.002051269
AI968672	IL6ST	signal	0.006926053	-0.002652642	-0.000222265	0.001958683	0.022457671	0.019213958	0.009948023	0.000262125	0.013446721	0.006329456	0.001063593	0.010537516	0.0053154
AA074677	AA074677	ESTs	0.001385271	0.006170042	0.001302428	-0.001531447	-0.001246143	0.009476518	-0.00679279	-0.013124865	0.00127372	-0.002362917	-0.010526499	0.005711081	-0.002127279
AA411814	PSEN1	(Alzheimer	0.004904663	0.008624531	0.00304571	0.002888243	-0.001985268	0.015268695	-0.001267859	0.002312013	0.017354308	-0.011718222	0.002280904	2.30626E-05	0.013415806
AA598526	HIF1A	inducible factor	0.016258029	0.009621808	0.014661833	0.021447442	0.036114789	0.022176575	0.012059302	0.009244552	0.004649786	0.005767897	0.003468496	-0.005100269	-0.002051509
AA101875	CSPG2	sulfate	0.005178998	0.008257761	0.011943181	0.031559318	0.029525661	0.008570583	0.020112088	0.030507346	0.00736576	0.016558732	0.011291302	0.014031099	0.008046362
AA670286	RPS6KC1	protein S6	0.002248089	0.004625771	-0.009511902	-0.010264021	0.009498814	0.004546294	-0.001521904	-0.004638425	-0.017998691	-0.008898072	0.00386687	0.014345906	-0.005853881
H22563	H22563	mRNA; cDNA	0.007515013	0.003213582	-0.003007232	0.000342954	-0.001725396	-0.013689822	-0.008731047	-0.011626782	-0.001991657	-0.010458438	-0.005807465	-0.000374289	-0.014622939
N57551	FXR1	retardation,	0.025361357	-0.001358101	0.011937555	-0.002730516	-0.002906942	-0.001334693	0.0144376	0.016798799	-0.014294449	-0.005660439	0.010922624	-0.000527671	-0.008585487
AA418852	LOC51295	ECSIT	-0.003994323	0.001775612	0.007801332	-0.016765384	-0.004164415	0.000904865	0.001196967	-0.000937589	-0.022214235	0.000203043	-0.009234746	0.000396699	-0.020884654
AA463629	KIAA0721	protein	-0.013320345	0.015512356	-0.011354088	-0.006587885	-0.00487473	-0.00176906	-0.000853918	0.001373352	-0.011592574	-0.007440539	-0.00939803	0.000903681	-0.002494992
AA453473	AA453473	mRNA full	-0.003861169	-0.004517622	-0.003147533	-0.007758677	0.006834623	-0.001486774	-0.017329161	-0.002086125	-0.015296521	-0.004371098	-0.004944215	0.004803938	-0.00469328
R72097	R72097	group I	-0.003633108	-0.014864101	-0.02249261	-0.013676849	-0.013116755	-0.014235547	-0.00794078	-0.018587787	-0.020202703	3.04721E-05	-0.014608073	0.001182405	-0.015052667
AA063637	PPT1	thioesterase 1	-0.009862318	-0.020342748	-0.004201311	-0.000368503	-0.005736069	0.001099509	0.00267537	-0.003850474	-0.006957886	-0.00858111	-0.007328961	0.000479943	-0.008159224
AA284234	AA284234	Data not found	-0.004539507	-0.000906078	-0.013444742	-0.010153719	-0.011388946	0.00104899	-0.009606855	-0.002413388	-0.010551124	-0.011465755	-0.008098266	-0.01524666	-0.010152753
AA464612	MRPS18B	ribosomal	-0.013276454	0.019224401	-0.018984067	-0.021653286	-0.01280706	-0.017485455	-0.009280182	-0.00025647	0.002796426	-0.008525309	-0.012271891	-0.014346061	0.000985876
AA044390	UGP2	pyrophosphoryla	-0.009632476	0.005186687	-0.005295445	-0.005601594	-0.000153379	-0.010789263	-0.013071063	-0.017333682	-0.006644122	-0.00156785	-0.0087915	-0.01432061	-0.003474594
AA600217	ATF4	transcription	0.001806412	-0.003213168	-0.004474198	-0.010091895	-0.002191478	-0.001235494	-0.008767248	-0.026298713	-0.020824366	0.002143169	-0.011412346	0.003362913	-0.019576567
AI350553	FLJ21019	protein	-0.009113313	0.003973283	-0.01390511	-0.015596609	-0.008379013	0.001982901	-0.007160664	-0.015470413	-0.012891435	-0.006489656	-0.004323296	-0.008189865	-0.016133066
AA485377	FOS	murine	-0.004847961	-0.007792813	0.006320194	-0.00523215	-0.007036523	-0.005497777	-0.004937673	-0.000279469	-0.004763356	-0.004836952	-0.001180312	-0.013322107	-0.01571947
AA418544	AA418544	clone	-0.01779859	-0.00665259	-0.017919718	0.002863607	-0.005529698	-0.023251212	0.004703079	-0.004586804	-0.000726056	0.006586135	0.000747759	0.003360045	-0.002473947
AI828088	CDKN1C	dependent	-0.021066297	-0.016396839	-0.000753478	-0.00462752	0.00832306	0.003498372	0.00439932	-0.007121821	-0.01049138	0.000412769	0.000284044	-0.001591312	-0.004331244
AA953294	SSNA1	syndrome	0.010953933	0.014551913	-0.016391442	-0.023953343	-0.022021198	0.002443477	-0.008838919	-0.027981893	-0.011093409	-0.012828138	-0.002989428	-0.008361417	-0.021824047
H53340	MT1G	1G	-0.004710134	-0.003330294	0.002829491	-0.007028567	-0.002876059	-0.009706962	-0.004514656	-0.009148389	0.00199704	-0.006869019	-0.004811046	0.003657821	-0.006843482
H77597	MT1H	1H	-0.006082172	-0.004067595	0.001410371	-0.007644404	-0.005619177	-0.009942117	-0.006549967	-0.012157352	0.000754549	-0.007035913	-0.005339495	0.001194317	-0.008511781
N55459	RNAHP	RNA helicase-	-0.005425377	-0.004117582	0.001960343	-0.005828944	-0.00416582	-0.008745452	-0.005969488	-0.010926644	0.001746887	-0.005924034	-0.006615251	0.002724899	-0.006725075
H93508	DKFZP566K023	protein	-0.00559755	0.003287733	-0.00033653	-0.016993219	-0.007834509	-0.003852965	-0.000629804	-0.01350309	0.007312598	-0.004341847	0.004560281	-0.007039407	0.003389685
AA999679	PCDHGA8	gamma	-0.009752205	-0.002478287	-0.003559742	-0.010492175	-0.007687514	-0.007506104	-0.006692345	-0.011875779	0.00669817	-0.006235881	-0.005634387	0.000545663	-0.008075015
AA115304	3	protein	-0.007492412	0.001878508	-0.02509849	-0.000863485	-0.013456682	-0.014070966	-0.009976653	-0.012905948	-0.022624256	-0.011086866	-0.011235855	0.003317711	0.001449536
AI185567	AI185567	clone 24528	0.00084452	-0.004278896	0.002607222	0.004204245	0.008164196	-0.000899785	-0.015704734	-0.010658163	-0.022308828	-0.020906538	-0.020275388	0.001395022	-0.01694585
AA436410	BCAT2	aminotransferas	-0.006512106	-0.007512943	-0.010479	-0.002324192	0.000213071	-0.005555307	-0.009838275	-0.010041374	-0.019269508	0.001609111	-0.007653258	-0.011229803	-0.00206314
R42177	KIAA0759	protein	0.004176421	-0.001005571	-0.008688355	0.006854819	-0.006188131	-0.007580249	-0.010462431	-0.009427252	-0.01083832	-0.011255028	-0.023015029	-0.008534115	-0.00463954
AA490843	AA490843	promoting	-0.006750935	-0.004937596	-0.015735156	0.01332422	-0.003650983	-0.008560745	-0.008006587	-0.007658755	0.002959229	-0.016081245	-0.013478755	-0.002628235	-0.01192271
AB017116	AB017116	Data not found	-0.005137489	0.00098859	0.002661511	-0.002912853	-0.015257463	-0.009017821	-0.000313805	-0.003914431	-0.014697673	-0.004471044	-0.001310292	0.009604316	-0.018682142
AA450205	TLOC1	protein 1	0.003277223	0.000868077	0.000490869	-0.011119568	-0.00258487	-0.010686408	-0.002608073	-0.008974186	-0.005874594	0.001425124	-0.01166907	-0.005896411	-0.009782686
AA022886	RDGBB	degeneration B	-0.007279754	0.007853995	-0.00313395	-0.001357683	0.011187095	0.006995625	0.005109713	-0.005795581	-0.003406311	-0.007503827	-0.013551341	-0.007819347	-0.013677862
AB017269	TMEFF2	protein with EGF-	-0.004700845	0.017648866	-0.012325658	-0.006163641	-0.00681615	-0.022515334	0.002099133	-0.007230251	0.004227387	-0.008427333	0.000811236	-0.005942167	-0.010852491
AA279748	FLJ10512	protein	-0.003328361	-0.000614173	-0.004123509	-0.015775776	-0.004720927	-0.009465205	-0.006285888	-0.015299601	-0.008251285	-0.016100874	-0.015458597	-0.011990265	-0.016721244
AA621342	DKFZP564B167	protein	0.000451887	0.014825277	-0.002903801	-0.001507735	-0.011003165	-0.002660837	-0.006330798	-0.006277249	-0.006110009	-0.006434651	-0.003675562	-0.004931705	-0.009786242

Acc no	Symbol	Name	ab198 M	ab003 D	ab214 M	ab211 D	ab215 D	ab060 IM	ab121 D	ab182 I	ab034 M	ab054 D	ab131 D	ab166 D	ab049 I
AI871665	ACAT1	Coenzyme A	-0.006005412	0.00127592	-0.005365343	-0.004897222	-0.004569271	-0.00620006	-0.005702897	-0.006637643	-0.01184115	-0.000106221	-0.002522369	0.001000255	-0.006224755
AI014441	TPD52L1	D52-like 1	-0.011015502	-0.002614721	-0.004787397	-0.015792777	0.000314276	-0.010075865	-0.002997376	-0.004983683	-0.002336846	-0.007964485	-0.008680683	-0.014022623	-0.013593905
AI969670	LDHB	dehydrogenase	-0.00508419	-0.013758246	-0.018745739	-0.012261763	-0.001304287	-0.00742825	-0.011397887	-0.011707099	-0.006931273	-0.002649576	-0.003727488	-0.004233076	0.001900114
H12044	PIR121	FMR1	-0.000168116	-0.010494595	0.005000372	-0.002885992	0.001530545	-0.000402823	0.001018711	-0.003264624	-0.005446761	0.001734729	-0.003537694	-0.000548805	-0.007886887
AA777774	AA777774	clone 24630	-0.001315781	-0.003464762	-0.0113525	-0.003563448	-0.013042551	-0.004933823	-0.013361721	-0.007621165	-0.010559209	-0.009971094	-0.00887231	-0.007770296	-0.00252942
NM_000218	KCNQ1	voltage-gated	-0.001384641	0.00035567	-0.000984168	-0.004623037	-0.010728783	-0.007571459	-0.003293569	-0.007501481	-0.005661061	-0.010845536	-0.010141669	-0.015731504	-0.00171573
H15662	CYLN2	linker 2	-0.000360071	-0.00927653	0.000982508	0.00583846	-0.010652559	0.004893817	-0.007568438	-0.021443697	-0.015454879	-0.008293655	-0.016248209	-0.004060753	-0.011802904
AA779401	ME3	NADP(+)-	-0.003844806	-0.004979661	-0.007661612	-0.005761309	-0.008438516	-0.000550781	-0.003350583	-0.007841487	-0.005434517	0.001705325	-0.011718629	-0.003782831	-0.001240899
AA490887	KIAA0655	ESTs	4.71484E-05	-0.000694909	-0.015509792	-0.010563177	-0.01352237	-0.010923834	-0.021153391	-0.022251997	-0.003696824	-0.010844171	-0.020795371	-0.017364498	-0.006321157
AI364688	TM7SF2	7 superfamily	-0.003409142	-0.004451878	-0.001775677	-0.009586553	0.000686898	-0.009452711	-0.011084447	-0.004089343	-0.005105452	-0.002590382	-0.011116706	-0.013453694	-9.2309E-05
AA702150	AA702150	unc93	-0.00130965	0.0013052	-0.006641842	-0.010071843	-0.008765056	0.00136698	-0.006114483	-0.006551133	0.000325403	0.000855173	-0.008352173	-0.00745012	-0.001795454
N67017	LIFR	inhibitory factor	-0.00533307	-0.004852419	0.002679225	-0.008700162	0.000445746	-0.003979514	-0.018835389	-5.40002E-05	-0.012322667	-0.013939258	-0.015768263	-0.000147944	-0.022336229
AA490497	UBL3	ubiquitin-like 3	0.005152479	-0.012437679	-0.010134395	-0.00693725	-0.01030567	-0.009158799	-0.011504451	-0.012689009	-0.012314805	-0.0074946	-0.008328586	-0.001787774	-0.013330342
AI199182	KIAA0615	protein 1	-0.003940248	-0.007665657	-0.008301291	0.003467207	-0.003091217	-0.00568154	-0.010005083	-0.015073273	-0.010212088	-0.009710451	-0.018168375	0.001115147	-0.01223721
AA131466	FLJ12666	ESTs	-0.010821101	-0.007605112	-0.009902338	-0.013571361	-0.005359741	-0.012658365	-0.01014668	-0.016116596	0.002021663	0.000392238	-0.012954064	-0.009460835	-0.007910063
AI000103	GLUL	ammonia ligase	7.61627E-05	-0.011379506	-0.004702637	-0.011533164	0.008195034	-0.007936478	-0.009048158	-0.01118999	-0.00694059	-0.003995726	-0.007157501	-0.010223533	-0.008078288
R52658	Rab11-FIP2	protein	-0.004482289	-0.004247042	-0.002923811	-0.004001397	2.88314E-06	-0.006240228	-0.003462512	-0.006358588	-0.004239874	-0.003655927	-0.004194343	-0.002756531	-0.00768376
W45518	SLC4A2	family 4, anion	-0.00959113	-0.00833615	-0.008328907	-0.002247314	-0.003933222	-0.008688833	2.89044E-05	-0.004662756	-0.001282289	-0.006042266	-0.009122245	-0.011952161	0.001038248
AA133129	TCEB3	elongation factor	0.004136443	0.000186583	-0.012653357	-0.005220188	-0.00020206	-0.000533592	-0.011390252	-0.01384485	-0.010341826	-0.003826146	-0.008857895	-0.016183275	-0.005602425
AA025150	FBP2	bisphosphatase	-0.005757991	0.000887609	-0.007727996	-0.014408474	-0.004967311	0.006135837	-0.007438055	-0.01064604	-0.017236643	-0.008961804	-0.004676157	-0.007561743	-0.013693401
AA682851	C12orf8	open reading	-0.002161683	-0.007416267	-0.006376837	-0.005354268	-0.010449394	-0.008125809	-0.009987716	-0.022647373	-0.007108916	-0.010943769	-0.008413065	-0.010818437	-0.006993036
AW058221	LIPF	lipase, gastric	-0.004651518	-0.008288769	-0.014415171	-0.007394016	-0.007147121	-0.009323619	-0.005117769	-0.00779043	-0.009825432	-0.002874508	-0.007654956	0.000602666	-0.011233054
H62162	HPN	(transmembrane	-0.003890678	-0.004326941	-0.004368771	-0.016172576	0.000968038	0.001151773	-0.01368488	-0.015148807	-0.004481913	-0.010109878	-0.015615801	-0.014566002	-0.010712097
AA421269	PIK4CA	sitol 4-kinase,	-0.003682609	-0.004507413	-0.008439601	-0.006899143	-0.008090578	-0.00015626	-0.001242961	0.018510087	-0.004076118	-0.000535519	-0.002495586	-0.005000253	-0.001233179
AA932521	FKBP4	protein 4, 59kDa	-0.022521401	0.022992418	0.002179036	-0.013820208	-0.008196067	-0.01743101	0.000451144	-0.017168986	-0.004671991	-0.019633134	0.004536049	-0.019668213	-0.007200061
AA970760	HSD17B2	(17-beta)	-0.01102053	0.017647807	0.00509719	-0.008745164	-0.013094104	-0.01565679	-0.005236421	-0.020591885	-0.013295646	-0.018456615	0.004644729	-0.011058533	-0.007048591
N70714	PXMP2	membrane	-0.009071347	-0.003230386	-0.00674727	-0.005259824	-0.009570729	-0.008355212	-0.007725184	-0.012060483	-0.003060359	-0.009910312	-0.008468241	-0.006302554	-0.004735943
AA976851	KIAA1423	protein	-0.010835786	-0.007362978	-0.01122792	-0.011774224	-0.006138866	-0.012018383	-0.000314926	-0.008195185	0.012155	0.022012101	0.005004583	-0.000106422	-0.000747152
AA620556	PECI	D3,D2-enoyl-	-0.006614411	-0.000599659	-0.00147853	-0.010641142	-0.001509755	-0.002723441	-0.005675726	-0.006702291	-0.000959239	-0.003115722	0.008694657	0.001138995	-0.01630328
AA430698	SYPL	like protein	-0.003636752	-0.008419859	-0.004204413	-0.0032355	-0.005193412	-0.009082728	-0.000557395	-0.005002813	-0.00758954	-0.00246174	0.00061611	-0.001448123	-0.004959475
R39954	DLG4	Data not found	-0.00703386	0.004818229	-0.006978303	-0.020041844	-0.009004143	-0.017001161	-0.004827255	-0.006508577	-0.009042634	-0.013840362	-0.010422721	-0.013641565	-0.006561451
AI732400	AI732400	Data not found	-0.006383703	0.00483942	-0.005350625	-0.020191464	-0.007816304	-0.016171751	-0.005020048	-0.005585245	-0.005916786	-0.015160017	-0.010461518	-0.012992368	-0.010669694
AA457047	KIAA0084	protein	-0.014322841	0.007310443	-0.014361235	-0.023145141	-0.010136343	-0.013379912	-0.0022108	-0.002128865	-0.001915318	-0.010371497	-0.005665327	-0.014793956	-0.001193691
AA429281	MGC10433	protein	-0.007373318	0.005818244	-0.005043691	-0.015110758	-0.006842728	-0.00920431	-0.007638097	-0.010240555	-0.004284076	-0.008657764	-0.005295462	-0.013062272	0.003310847
N62562	LOC55977	Similar to	-0.00856492	0.006787508	-0.012968391	-0.018446159	-0.011417647	-0.014767934	-0.000662174	-0.005564173	-0.00817113	-0.012805924	-0.007705136	-0.011401451	-0.005466254
N73827	KIAA1504	protein	-0.005927581	-0.005002756	0.01705817	-0.012543713	-0.007296414	-0.012130058	0.002010735	-0.005818469	-0.005634592	-0.004150043	-0.005305282	-0.000289237	-0.006218409
W01011	SAH	associated	-0.006133922	-0.002173238	0.017871993	-0.016651521	-0.005154495	-0.013617868	0.005694368	-0.010576391	-0.003891324	-0.005687838	-0.002719222	0.001402266	-0.009349693
AA181333	KIAA0103	product	-0.010811608	-0.012802305	-0.008905528	-0.008682755	-0.008723691	-0.003927467	-0.004188682	-0.005111867	-0.002675412	-0.001686681	-0.003901982	-0.00226151	-0.009689517
AA482224	TMEM4	protein 4	-0.007055	-0.015322437	-0.012550019	-0.006943109	-0.008500584	-0.006913221	-0.004876732	-0.005592166	-0.005763751	-0.000318757	-0.00407811	-0.000348589	-0.007925868
AA454098	KNSL5	(mitotic kinesin-	-0.003649146	-0.007546656	-0.002139316	0.000323245	-0.006642404	-0.016136684	-0.014198238	-0.011575726	-0.010965151	-0.016318547	-0.010171585	-0.019001916	-0.007968729
AA810225	GPR30	coupled	-0.006740825	0.001097474	-0.002482002	-0.004595397	0.002441735	-0.001002593	-0.008991797	-0.001645344	-0.003294043	-0.001626108	-0.005493157	-0.007086436	-0.001738737
AA485358	NIFIE14	transmembrane	-0.000477911	-0.012640266	0.012725497	-0.01122475	0.006472677	-0.012551938	-0.003308121	-0.002622075	-0.016001263	-0.017115239	0.009242766	0.004106842	-0.019075875
AA152347	GSTA4	transferase A4	-0.004235253	-0.00580267	-0.00837664	-0.005371267	-0.004418793	-0.001168357	-0.005977303	-0.000865405	-0.012380793	-0.006459346	-0.003507938	-0.003573136	-0.010085339
AA968514	WBP1	protein	-0.006518534	-0.014152784	-0.004384267	-0.006228656	-0.000445759	-0.003589076	-0.003786404	-0.005236417	-0.012478663	-0.001853436	-0.009786116	-0.000362605	-0.004690204
AA424509	KIAA1049	protein	0.001735087	-0.006260729	-0.007061996	-0.001989204	0.00025335	-0.009101641	0.00243231	-0.010757493	-0.00787841	0.002266131	-0.011535084	-0.002108013	-0.010598653
H18950	SLC13A3	family 13	0.006251879	-0.006421334	0.00028141	-0.006572643	0.006763548	-0.009612089	-0.001402476	-0.004070984	-0.005331357	-0.008160771	-0.01142818	-0.018813028	-0.006114608
R20729	SH3GL2	GRB2-like 2	-0.010668463	-0.000868874	0.008209962	-0.015943966	0.005994054	0.001157999	-0.009537331	0.01371624	-0.007815216	-0.01247881	-0.005661314	-0.001076397	-0.011336617
AA431408	DKFZP566D193	protein	0.001652441	-0.003036483	-0.001784777	-0.012701352	-0.006010999	-0.004957839	-0.008800278	-0.000354864	-0.023050631	0.004096927	0.003584713	-0.007481701	-0.023605616
AA418395	DPP7	ase 7	-0.008425605	-0.032290112	-0.010146211	-0.009149086	-0.005199281	-0.004692095	0.006527591	-0.009768923	-0.001116039	0.003133003	-0.006541878	-0.00137991	-0.004167537
T68844	T68844	Moderately	-0.010989892	-0.002434937	-0.008049871	-0.009460763	0.003377122	-0.020975432	-0.012838924	-0.012373792	-0.010786174	0.001910546	-0.009854365	-0.007459547	-0.009754874
AA479106	FLJ10637	protein	-0.018296242	0.005529862	0.001603319	0.00712498	-0.007959058	-0.007645433	0.009168065	-0.013014903	-0.012235581	-0.004047286	0.010706569	0.002248699	0.051629059
AA977242	CIRBP	RNA binding	-0.003859715	-0.023583909	-0.013777256	-0.005178033	-0.009761159	-0.002938901	3.79525E-05	-0.001160878	-0.004589618	0.006055691	-0.004473719	0.007134501	-0.004155242
AA160913	PDE9A	se 9A	0.000806163	-0.0126906	-0.007306012	-0.005638058	-0.007999923	-0.002108953	-0.011247163	-0.012934692	0.000650615	-0.004552926	-0.009355319	-0.00028967	0.000662905
AA431321	TRIP7	group	-0.007166543	-0.030865414	-0.007712851	-0.011550951	-0.010068064	-0.002139104	-0.008751785	-0.011489361	0.00544748	-0.004226126	-0.005313358	-0.006982322	-0.002810542
AA489523	EEF1D	translation	-0.000581816	-0.002853515	-0.002765922	-0.003282006	-0.010381865	-0.004362535	-0.000649374	-0.003730623	0.001347937	-0.003112114	0.002457216	0.011466178	0.001977471
AA447986	DNAJC4	homolog,	0.00283076	-0.013946558	-0.007152783	-0.007412531	-0.011215876	0.001836101	-0.009667344	-0.004887239	-0.010065235	-0.001645714	-0.005625031	-0.001545347	-0.011407595
T54926	SNRPN	ribonucleoprotei	-0.011373596	-0.002545575	-0.016754697	-0.006830503	-0.009531734	-0.001867007	-0.000672465	-0.014202894	-0.00196016	0.007037537	0.002168483	0.000861167	0.007582993
AA456571	BSCL2	Seip congenital	0.015372058	0.006132524	0.007587301	0.013253867	-0.007296502	-0.003468012	-0.00992932	0.004878823	-0.012401819	-0.026886723	-0.009741423	-0.002592782	-0.032912867
AA663435	TRIM28	containing 28	0.002663405	0.014730398	-0.001547403	-0.00991118	0.018586111	-0.015056791	-0.00108801	0.000375572	0.009851647	-0.013379423	-0.012606513	-0.007118708	0.00894445
AA985442	MANBA	beta A,	-0.007632927	-0.010658532	0.008490742	-0.000884177	0.000735782	-0.005853887	0.011351808	0.001248565	-0.003961276	-0.015563692	-0.006169404	0.010545534	-0.015820739

Acc no	Symbol	Name	ab198 M	ab003 D	ab214 M	ab211 D	ab215 D	ab060 IM	ab121 D	ab182 I	ab034 M	ab054 D	ab131 D	ab166 D	ab049 I
H10995	H10995	mRNA full	-0.010052521	-0.003414337	-0.005579957	-0.005484066	-0.004162578	0.0040254	-1.32335E-05	0.00977509	-0.016722524	-0.007097889	-0.00742704	-0.003661863	-0.022601734
AA630302	NRD1	arginine dibasic	0.009502217	0.011362896	-0.007448084	0.006183651	0.007012317	-0.008118749	-0.00129162	-0.014755349	-0.021042227	-0.010386663	-0.012126826	-0.005550385	0.00029023
R76263	R76263	Data not found	6.53256E-07	0.020871016	-0.010642341	-0.016181798	-0.022677336	-0.003460506	-0.016078337	-0.002514827	-0.001055977	-0.009533772	-0.010367505	-0.009715127	-0.013280818
U68566	U68566	protein	0.002512264	0.02460097	-0.02070041	-0.014672794	-0.012385073	-0.012982471	-0.017832049	0.006342194	-0.001552121	-0.006521442	-0.014689136	-0.009801301	-0.005951045
H11718	KIAA0555	product	0.001775724	0.010440339	-0.006055164	0.007239478	0.003196305	-0.00770002	-0.007841935	0.00307168	0.00445973	-0.009344987	0.000142269	-0.028940652	0.019347737
AA017043	HTATIP	interactive	-0.019534332	-0.002197605	-0.015086881	-0.030367176	-0.019809883	-0.002066954	-0.003515149	0.006688555	-0.030677953	-0.004219161	0.004133235	0.005469087	-0.025560717
AA029308	MTCP1	proliferation 1	-0.015609892	0.002538819	-0.004199734	-0.009544588	0.001308137	-0.012532282	0.006597307	-0.00417287	-0.007963813	-0.003217091	0.01158224	-0.002412908	-0.001171607
AA009697	CDC42	similar to Cdc42	0.001167963	-0.014775291	-0.021287442	-0.00062399	0.004746706	-0.000829494	0.00580259	0.01377782	-0.015471707	0.003452448	0.007535111	0.006205122	-0.014431787
R42233	R42233	s 4	-0.02943914	-0.019726435	-0.023967262	0.005404187	-0.005406074	-0.013202877	-0.007149187	-0.02806205	0.001797258	0.002164381	-0.014177347	-0.000325468	0.001780712

Acc no	Symbol	Name	ab078 D	ab184 D	ab151 D	ab193 D	ab195 D	ab076 D	ab103 D	ab113 D	ab156 IM	ab069 IM	ab181a I	ab073 D	ab105 D
R43217	HMG17L3	group	-0.000459927	-0.005394697	-0.00414178	0.008963009	0.007607042	0.013250868	0.004125565	0.001407208	0.012626417	0.012000235	0.002169707	0.011681455	0.019214679
AA449321	AA449321	cDNA FLJ12280	0.003750694	0.022218291	0.001468498	-0.013895436	-0.006061597	-0.017703499	-0.012117805	-0.009752055	-0.01764943	0.020296019	0.013052666	-0.003567994	0.015013847
W72697	CRA	resistance	0.000211947	0.01464095	-0.002032577	0.005515547	0.004782519	0.007723663	0.009410819	0.011118533	-0.000778657	0.015184501	-0.008375253	0.002274416	0.021882996
AA046639	LOC51312	mouse	-0.005003026	0.007206504	-0.002973645	-0.005615566	0.011469627	-0.012150471	0.016561786	0.020821366	0.000987854	0.013114725	-0.019816018	0.001501384	0.033828067
AA465396	LOC51312	mouse	-0.011672286	0.003558554	0.005701323	-0.009005693	-0.005438172	-0.012802993	0.018620492	0.019161189	-0.006260757	0.028023792	-0.0090825	-0.008311437	0.027066566
N27179	BST1	stromal cell	0.000914181	0.006471759	0.017857454	0.001157161	0.002971809	0.00520912	0.021077357	-0.000424752	-0.001607801	0.015176694	0.008485656	0.005109902	0.032973295
R60044	R60044	transposable	0.011826554	0.0278013	0.004474695	-0.002832891	0.010011073	0.026300746	0.005393525	0.021426645	-0.001649359	0.002854475	0.006892332	-0.001239549	-0.004290822
AA430524	CAPZB	(actin filament)	0.009297047	0.000192527	0.002493365	0.005737409	0.001815803	0.018615599	0.012721287	0.007918631	0.010253556	-0.005654242	0.003700612	0.003518171	0.002571532
AA419628	TCF7L2	factor 7-like 2 (T-	-0.004946512	0.011026066	0.012198997	-0.016828964	-0.006868301	-0.009829062	0.006981161	-0.003343782	-0.002455222	0.013213167	0.003254074	4.32793E-05	0.009022871
AA160783	FAT	suppressor	0.008917927	0.00511682	-0.002962484	-0.000326156	0.007759009	0.007125153	0.008611911	0.005968171	-0.012233381	0.003853209	-0.004833085	0.008569189	0.021824746
AA487557	EPLIN	lost in neoplasm	0.020920296	0.014725206	0.013501261	-0.006901516	0.018185023	0.002888859	0.013137408	0.004404952	-0.013801845	0.016493042	0.002303667	0.008914899	0.011746646
AA497029	LDHA	dehydrogenase	-0.004024742	0.011339829	-0.008633596	0.00136832	0.000273943	0.005378163	0.013747591	-0.000348836	0.001750698	0.009821219	0.006769364	0.005179714	0.015374867
R55789	APBA2	(A4) precursor	-0.0080028	0.017648816	-0.01236409	0.005411063	-0.008928744	-0.001358132	0.016029594	0.016036261	0.002077535	0.023071437	0.001963575	0.004039167	0.024126829
AA402915	ACY1	aminoacylase 1	-0.001188039	0.006051405	-0.004540882	-0.005941389	-0.000424038	0.000524867	0.016263396	0.006841813	-0.012962406	0.031629309	-0.019233592	-0.004490784	0.034368599
AA464139	BG1	dehydrogenase	-0.016911832	0.008671034	-0.012640346	0.008791728	-0.003775459	-0.002908714	0.018743129	0.000173929	0.000294883	0.030132005	0.010182597	-0.00705509	0.032136758
H99751	BG1	dehydrogenase	-0.016292785	0.011153447	-0.016065853	0.001443057	-0.007283571	0.005480488	0.011720181	0.015718363	0.010600795	0.039077445	0.009679089	-9.73239E-05	0.027888382
AA488288	CMAS	monophosphate	7.48765E-05	0.008326023	-0.012678267	-0.011655815	-0.007234267	-0.006409274	-7.20318E-05	-0.00083334	0.000421955	0.0250603	0.00850709	0.00374768	0.024312217
W55964	ARPC5	protein 2/3	0.005185498	0.015454548	-0.003192932	-0.011936044	0.006763627	0.006678467	0.014295164	-0.002994173	-0.004609773	-0.003477188	-0.002665719	0.004752561	0.003401861
AA609598	YWHAZ	monooxygenase	0.000229966	0.012982573	-0.002825431	-0.01013415	0.003806126	0.001225279	0.017376811	-0.000764808	-0.008989411	0.01072728	0.010738829	-0.000461853	0.001495815
AA425401	STK24	kinase 24	-0.009227276	0.023130248	0.000723019	-0.008765962	0.003746832	-0.004373512	0.004232348	-0.013196945	-0.00763243	0.005422204	0.016219256	-0.000925807	0.002520255
AA683581	B4GALT4	Gal:betaGlcNAc	0.015489508	0.012802792	0.010572088	-0.012628621	0.002638092	-0.00295999	-0.008028433	-0.012894531	-0.005731474	0.006935073	0.008092543	0.014848879	0.008386909
AA130584	CEACAM5	c antigen-	0.016738546	0.025558631	0.012608974	-0.009519479	-0.008076989	0.003024389	0.01290004	-0.00123993	-0.009778838	0.010304703	0.012847701	0.005383085	0.001739197
AA454597	GOLPH2	phosphoprotein	0.00731068	0.016778552	0.009137535	-0.002143935	-0.002648645	-0.01117763	0.008655496	-0.000176313	-0.011663096	0.004909895	0.005348922	0.016363797	0.004599452
AA133469	KRT20	cytokeratin 20	-0.005825763	0.019451319	0.002763722	-0.012356319	-0.011081708	-0.007915856	0.013358169	-0.006081592	-0.011764389	0.029728261	0.016505013	0.010260646	0.03053192
R02085	MGST3	glutathione S-	-0.000528131	0.018672861	0.000492511	0.007095216	0.00140293	-0.001121994	0.000598089	0.000198783	-0.0003243	0.023188672	-0.006472351	-0.003778374	0.03534421
AA205649	ZNF254	protein 254	0.00292261	0.018934702	0.002479719	0.004840672	-0.002747085	-0.00490482	0.007169305	-0.002038551	0.003509295	0.007380916	-0.006005146	-0.001063385	0.033854616
AA130579	LGALS4	galactoside-	0.016282333	0.017555401	0.009009544	-0.008290167	0.004989623	-0.003158311	0.01685317	0.001588428	-0.015908079	0.019033911	-0.001203606	0.000428774	0.025430628
AA679907	IDH2	dehydrogenase	0.005392128	0.014172681	0.00976949	-0.008191925	0.007059547	-0.0016687	0.01934664	0.007186967	-0.015904797	0.019421621	0.001287763	-0.00430529	0.026875219
AA630328	LGALS3	galactoside-	0.002807963	0.019197304	0.010700604	-0.015810843	0.003195758	0.0030388	0.020456877	0.012549575	-0.014963366	0.020655968	-0.000673987	-0.000381116	0.027396958
AA284492	TSPAN-3	tetraspan 3	0.006349429	0.021318411	0.003392614	-0.006987716	0.004148316	0.007587106	0.011377894	-0.004005602	-0.008957313	0.025042749	-0.001570361	0.006095371	0.018730167
AA011446	CASP3	apoptosis-	0.014722804	0.014700092	0.004826866	0.00700798	-0.003440109	0.001103378	0.008177266	-0.010709211	-0.004034213	0.016554137	0.005979238	0.01986995	0.004920198
N69107	YWHAH	monooxygenase	0.010508691	0.018087637	0.014384406	0.020691218	0.017486186	0.0203103	0.001617613	0.007244311	0.001673503	4.82483E-05	0.004042365	0.018087963	-0.006152997
AA043133	SLC16A1	family 16	0.001538407	0.010203112	0.00129758	0.013301415	0.00367726	0.005324438	0.012735628	0.004600532	0.00579235	0.010445336	0.00345392	0.012055168	0.019937767
AA419015	ANXA4	annexin A4	0.008345143	0.007754091	-0.00088647	-0.008383534	0.02181506	0.005715837	0.012003993	-0.005274742	-0.01480285	0.015078761	-0.008826378	0.009210605	0.013485112
AA465495	FACL5	Coenzyme A	0.005618113	0.011525288	-0.008653276	-0.005874621	-0.003021152	0.00034656	0.01306496	-0.004435679	-0.012409864	0.025184594	0.002833077	0.009314767	0.034310115
AA133212	NCOA4	coactivator 4	0.0124675	-0.004331261	0.004868846	-0.004713543	-0.000933906	0.000611796	0.003262856	-0.007228627	0.002182938	0.037398351	0.001970274	-0.002432453	0.023049363
AA446819	OAT	aminotransferas	-4.86111E-05	0.009608534	-0.00083802	0.003142361	-0.002224624	-0.00818576	0.007725801	-0.004486765	0.004462193	0.038997729	-0.002386345	-0.000113666	0.042545802
W72792	EPHB2	EphB2	0.002976483	0.006657352	0.013911573	0.000104608	0.009065798	0.015968675	0.029315342	0.012890634	-0.003284904	0.0010588	-0.006658544	-0.001358049	0.013335233
H16833	SRD5A1	reductase, alpha	0.011875003	0.004068513	0.005044081	-0.013376883	0.000410678	-0.002908271	0.013868489	0.001915424	-0.010250859	0.023820627	0.001529266	-0.005899534	0.018033938
AA699679	NR1I2	subfamily 1,	0.004213273	0.023288716	0.0024117	-0.000806897	0.005029874	-0.001251178	0.031089397	0.010520101	-0.000743272	-0.017976055	-0.004659937	0.000478554	0.033192756
AA884167	ANXA13	annexin A13	0.008347834	0.023066644	-0.014032115	-0.003661464	-0.002506217	0.011866087	0.026037143	0.008744481	-0.005724432	0.023589839	0.000641814	0.015760931	0.042410223
T60135	MGLL	Data not found	0.007392621	0.018190674	0.015450107	0.00983122	0.019587775	-0.002223778	0.006126511	0.007977167	2.72477E-12	0.010117828	0.013062877	0.00194	0.012789762
AA446822	LPIN1	lipin 1	0.01071477	0.015277988	0.014216529	0.009695124	0.015610566	-0.003271257	0.005284351	0.014236295	0.001762234	0.016895324	0.010369066	-0.003388605	0.013717541
AA421278	MTP	triglyceride	0.003536598	0.017405978	-0.001867831	0.002160624	-0.005152899	0.00664644	0.010063224	0.003140887	0.002007249	0.038074783	0.007407238	0.010720517	0.046381383
T61078	CPS1	phosphate	0.010033645	0.011438863	0.006006634	-0.001560241	-0.000178381	-0.005424649	0.039006582	0.003717393	-0.001756296	0.028101578	0.004336725	-0.001431213	0.037173783
AW009320	CDX1	homeo box	0.002927783	0.013533032	-0.006141399	-0.003519049	-0.00355828	-0.003548013	0.031324029	-0.003078603	0.001666217	0.025732361	-0.00343383	0.005229301	0.033395149
N73958	SCYA25	motif) ligand 25	0.000536627	0.018872503	-0.009434235	-0.004063959	-0.007825517	0.001488185	0.05073268	-0.001580643	-0.002866364	0.038008301	-0.000962876	0.013954114	0.038227425
AI433892	CLDN15	claudin 15	0.001520831	0.016895147	-0.006572282	-0.001350669	-0.005840129	-0.006176078	0.025673621	0.009076289	-0.003990294	0.035072853	-0.001291096	0.005746033	0.045244351
N74131	N74131	(intestinal)	0.020104119	0.025805489	0.006981574	-0.012705725	-0.000201578	-0.00275377	0.010956447	0.001522232	-0.001287421	0.023283765	-0.009884734	0.005809546	0.026219673
AA778392	BENE	BENE protein	-0.008220594	0.015707594	0.000355911	-0.005498674	-0.003273013	0.000821923	0.019018342	0.009247331	-0.0056069	0.030783201	0.017965235	0.00149221	0.035721429
AI923531	DMBT1	malignant brain	-0.003641727	0.018387063	0.001704737	-0.000803926	0.002259443	-0.008796174	0.028682389	0.011585563	0.001607186	0.02702226	-0.014337353	0.002247454	0.022596437
AA876039	VIL1	protein	-0.000347441	0.00928067	0.004050343	0.0025588	-0.00584274	-0.002440683	0.016117114	-0.00149674	-0.009334273	0.028776834	-0.008650156	-0.000119851	0.037595013
AA846573	PLCB3	C, beta 3	0.003043195	0.011740013	0.002057325	-0.005236307	0.003558619	-0.003979539	0.021542291	0.004135173	-0.006717747	0.032518386	0.004476924	-0.001307487	0.037140312
AW009764	CLCA1	channel, calcium	-0.006113958	0.031640389	-0.003610932	0.000110238	-0.00469367	-0.002771197	0.01004594	0.001749769	-0.003456532	0.033603408	0.008841061	0.009544398	0.04627818
AI669875	FAM8A1	sequence	0.013297571	0.008834316	-0.001022242	0.001482588	0.013029579	0.007435718	0.039862639	0.018386432	0.004564775	0.021770841	-0.007969725	-0.000161801	0.023544248
AI651194	KIAA0708	protein	0.016331946	0.012672991	-0.00233874	-0.002014771	0.013565003	0.004211417	0.03965944	0.015426026	-0.002397658	0.022514139	-0.0013045	-0.001631441	0.023362689
AI669320	GW112	expressed in	0.015211976	0.013401626	-0.002246619	-0.001209907	0.014662316	0.006585873	0.036513929	0.017474514	-0.004193386	0.020660259	0.002749387	-0.003013824	0.024510953
AA487488	CLDN7	claudin 7	-0.002485153	0.011241275	-0.005518581	-0.003332532	0.001321376	-0.006631509	0.018006787	0.002478402	-0.008814862	0.014294512	-0.002207918	-0.010039683	0.021107167
T46924	ABP1	binding protein 1	0.008844635	0.023318792	0.008280479	-0.008762398	0.014490727	0.002684585	0.014652106	0.013858507	-0.010641768	0.02006825	-0.001834356	-0.007777962	0.027774088
R62384	SLC6A2	family 6	0.000736851	0.015860907	0.00242733	-0.000769597	0.010650574	0.006167677	0.021093246	0.013010816	-0.000720123	0.014717232	0.006932988	0.006600028	0.011632591

Acc no	Symbol	Name	ab078 D	ab184 D	ab151 D	ab193 D	ab195 D	ab076 D	ab103 D	ab113 D	ab156 IM	ab069 IM	ab181a I	ab073 D	ab105 D
AA025344	ARHC	gene family,	0.001452849	0.013755645	0.00650189	0.01176913	0.006039754	0.004700892	0.011014791	0.00596961	-0.001126372	0.014496677	0.001577338	-0.003228429	0.011631685
U78557	CRA	resistance	0.004850475	0.014403566	-0.000113567	0.003859723	0.013320483	0.00903468	0.015929943	0.015160759	-0.004903351	0.027578163	-0.008320901	0.008419988	0.022243604
AI732703	AI732703	Data not found	0.027857791	-0.00661833	0.030793358	-0.002694102	0.015206912	0.010278134	0.014940865	0.013854397	-0.005084673	0.023624055	-0.004376338	-0.008163415	0.026101682
T70999	UGT2B	glycosyltransfer	0.014183635	0.01546965	0.004236628	-0.001349091	0.003903206	-0.004847053	0.006172676	-0.00109245	-0.004862831	0.020051611	0.005518938	0.010671243	0.029330133
AA863469	LHFPL2	fusion partner-	0.012921749	0.012400804	0.021725518	0.020654393	0.003253642	0.00813008	-0.001310732	0.005265727	0.008062265	0.000799077	0.003442558	0.012091871	-0.000153814
AA410429	VASP	stimulated	0.012906465	0.0172641	0.008660515	0.002783457	0.011945936	-0.004016405	0.01480158	-0.003774116	0.000685844	0.012952761	0.009746009	0.002896761	0.001554971
AA703019	LOC51762	RAB-8b protein	0.024886775	0.003284183	0.003200362	-0.004610325	0.00253539	-0.008708585	-0.01808211	0.000838943	-0.006278829	-0.015491473	-0.003100921	0.001273478	-0.013544652
AA181307	AHR	receptor	0.010483523	0.01025334	0.005951498	-0.010329953	0.008018178	0.012224204	0.000599357	0.006148056	-0.008895282	0.007790418	0.00706916	0.017511196	-0.002968163
AA856874	PACE	amino acid	-0.006932416	0.005677809	0.012336313	-0.001397746	0.012098869	-0.008902362	0.010276372	-0.015431265	-0.014367469	0.000232804	0.004837201	0.002116064	0.002483681
W95082	HSD11B2	(11-beta)	0.012326483	0.025631662	0.005568053	-0.006679657	0.006783216	-0.009771361	0.010364809	-0.003544256	-0.009946751	0.032571468	0.006593011	-0.010426972	0.035723562
AA478647	ICAM3	adhesion	-0.009874239	0.028424354	0.006540324	-0.005159713	-0.006486939	0.006356263	0.018433283	-0.00086557	-0.000463694	0.016805144	0.014155789	-0.006737502	0.02894196
H96235	ETS2	cDNA FLJ20528	-0.002774922	0.021459737	0.003535973	-0.006712119	-0.003201894	0.008368547	0.038593139	-0.00064461	0.005559656	0.027858311	0.015973431	-0.002739306	0.017820481
AA447797	PLAT	activator, tissue	-0.002950228	0.024846023	0.00464675	-0.004976831	-0.004673645	0.007360683	0.025883165	-0.003124293	-9.2271E-05	0.002867262	-0.001666191	0.000268724	-0.005905977
AA677326	OTC	carbamoyltransf	0.002488514	0.010295822	-0.009049243	-0.003301065	-0.007234801	-0.000571222	0.019501171	0.009861384	-0.006469386	0.031679462	0.029003539	0.007147776	0.040895514
AI651536	PCDHA12	alpha 12	0.006512819	0.008897018	-0.004792322	-0.000346742	0.009821665	-0.00406815	0.036650973	0.003816653	-0.000740972	0.020038643	-0.0147405	-0.009097338	0.027085265
R70868	R70868	Data not found	0.018284355	0.027961262	0.010025432	-0.002152939	-0.008153782	0.007668025	0.015857519	0.000333028	-0.001384839	0.014545397	0.012496346	0.012996881	0.001933252
AI890849	ALDH2	dehydrogenase	0.0076593	0.001845487	0.001219223	-0.012250409	0.000656947	-0.004353797	0.008810126	-0.002050274	0.005026314	0.007937157	-0.000211759	0.014796494	0.012033467
N30191	CCK	cholecystokinin	-0.000403159	0.004845203	0.001158793	0.000785327	-0.010486716	-0.000444802	0.039564629	0.005367791	-0.00193263	0.017838231	0.007597715	-0.004423812	0.017325308
AA486218	ACTR2	mRNA; cDNA	0.00908313	0.015076637	-0.000752294	0.005870372	0.012280748	0.006017916	0.018732156	-0.01099289	-0.003683494	0.003532036	0.000495234	0.015823765	0.003603471
AA608519	BAZ1A	Data not found	-0.00091019	0.011358591	-0.004142212	-0.009401339	-0.01035959	-0.012994357	0.00856727	-0.016107475	-0.009791266	-0.002674919	0.003309613	0.01234806	0.004581895
AA283024	LOC51696	homolog of	0.005472455	-0.001752808	0.000806159	-6.89969E-05	0.010028459	-0.007957188	-0.022521485	-0.002632262	-0.011607307	0.004180893	0.018077542	0.010000848	0.004052812
AA412712	FNBP3	protein 3	-0.008550882	-0.007576321	-0.00866225	-0.013329133	0.000843856	-0.007027591	-0.015971285	-0.019850632	-0.013888952	0.003036252	0.004345945	-0.004184275	0.004207103
AI968672	IL6ST	signal	0.020906505	-0.006899784	0.006061317	0.002714704	0.005513851	-0.00415962	-0.016073007	0.000227531	-0.001631828	0.001373114	0.006676936	0.009746917	-0.013129683
AA074677	AA074677	ESTs	-0.000755532	0.025671519	-0.002694473	-0.008961691	-0.003472654	-0.004155071	0.009844212	-0.000204152	-0.011261888	0.010754195	0.038531955	0.009759735	0.007551053
AA411814	PSEN1	(Alzheimer	-0.000486476	0.011896793	0.006634759	-0.011577938	-0.009624177	-0.015582896	-0.003368991	-0.016662053	-0.017811152	0.002489583	0.003568719	0.00972462	0.015165838
AA598526	HIF1A	inducible factor	-0.001371032	0.009092481	-0.00382176	-0.009017947	-0.004506295	0.004707269	0.011174518	-0.007255832	-0.001517867	-0.00716971	0.011306452	0.004530042	-0.004536062
AA101875	CSPG2	sulfate	0.020460807	0.009777338	0.02255821	0.01335741	0.021401585	0.011441627	0.004934767	0.011349805	0.000458367	-0.005578283	-0.00042784	0.007078251	0.001084946
AA670286	RPS6KC1	protein S6	0.008941159	-0.007094472	-0.005747986	0.015386977	0.011201074	-0.001598843	-0.02353239	-0.00523535	0.008169994	-0.004962528	-0.006454356	-0.002578353	-0.020850834
H22563	H22563	mRNA; cDNA	0.013690349	0.007048824	0.009109448	-0.013554848	-0.013302167	-0.013849867	-0.006867429	-0.01198362	-0.010246134	-0.00741716	-0.002600256	0.003656306	-0.006268546
N57551	FXR1	retardation,	-0.00099005	-0.002756731	0.000529998	-0.009083773	0.015254662	-0.012157095	-0.007677459	-0.013533788	0.00040545	0.00342525	-0.004375082	-0.017762623	-0.003311626
AA418852	LOC51295	ECSIT	-0.023134914	-0.014002484	-0.02313207	0.009046678	0.001797852	-0.014245722	0.007135615	-0.015424792	0.003513641	-0.018521972	-0.021912982	-0.012041632	0.006269868
AA463629	KIAA0721	protein	-0.002647407	-0.00179385	0.000885614	0.002416698	-0.00184681	-0.002905705	-0.010817371	-0.011753693	0.004280619	-0.001767315	0.003332747	-0.00195522	-0.006894391
AA453473	AA453473	mRNA full	0.002455009	-9.22363E-05	0.001984796	0.001257275	7.76328E-05	-0.020349516	-0.015660855	-0.014290006	0.003663768	-0.001359393	-0.013569428	-0.001709123	-0.000906884
R72097	R72097	group I	-0.010846554	0.011183487	-0.001249182	-0.011787459	-0.016318241	-0.004987789	-0.009667628	-0.005941388	-0.007764346	-0.000809391	-0.003953483	0.000471963	0.006524749
AA063637	PPT1	thioesterase 1	-0.009320294	-0.019539804	0.003502865	0.002558162	-0.001546971	-0.010249028	0.000382896	-0.002916377	-0.007723712	-0.004073493	-0.010692663	-0.008773306	-0.005638816
AA284234	AA284234	Data not found	-0.013256985	-0.006339208	-0.006980659	0.000733522	-0.013323662	-0.010967362	-0.012102146	0.006996084	-0.013782892	-0.012342213	0.008878561	-0.002121061	-0.004232087
AA464612	MRPS18B	ribosomal	-0.015508039	-0.039895886	-0.009879687	-0.009832869	0.007337576	-0.000885825	-0.004161826	0.009466876	-0.01098494	0.00615651	-0.011074	-0.008802904	8.33673E-05
AA044390	UGP2	pyrophosphoryla	-0.015367394	-0.012496752	-0.001884855	0.005317171	1.42059E-06	-0.013032999	-0.013969899	0.009067455	-0.003418587	-0.003765168	0.004744234	0.001188229	-0.003353692
AA600217	ATF4	transcription	-0.003854325	0.004114448	0.000870076	0.006202573	-0.016215513	-0.002829362	-0.012173516	-0.001845658	0.0076608	-0.015097298	-0.002578851	-0.006670767	-0.018409114
AI350553	FLJ21019	protein	-0.003734186	-0.008001573	-0.009706985	0.00303053	-0.004750342	-0.00614285	-0.018332609	-0.002753835	-0.001975793	-0.007415302	0.000928082	-0.001350796	-0.002097484
AA485377	FOS	murine	-0.010384861	-0.002803386	-0.015887292	-0.02579273	-0.002254802	-0.007051187	-0.012264989	-0.002435064	0.004087684	0.011924692	-0.003229887	-0.00273567	0.010353164
AA418544	AA418544	clone	0.006365125	-0.011458346	0.000369914	0.006191317	0.003763975	0.008638118	-0.008372773	0.004620234	0.005963998	-0.011774494	-0.001406304	-0.000505017	-0.010029921
AI828088	CDKN1C	dependent	5.11636E-05	-0.018771682	-0.001626978	0.000964166	-0.008199781	0.000403459	0.000395246	-0.001770999	0.007754125	-0.008157175	0.002524792	-0.007872486	-0.0016865
AA953294	SSNA1	syndrome	-0.015542543	-0.030673883	-0.003573413	-0.002451182	-0.009265214	-0.010322783	0.002886297	-0.003773905	-0.008470936	-0.016330101	-0.009523825	-0.01226567	-0.015106984
H53340	MT1G	1G	-0.005002658	0.008968964	0.002830409	-0.010696345	0.001957468	-0.007367635	-0.002189436	-0.006734247	0.002156385	-0.00211863	0.004325141	-0.010883067	0.006937139
H77597	MT1H	1H	-0.007354138	0.005667121	0.002887834	-0.010487175	0.001705939	-0.007070704	-0.001338284	-0.005930282	0.003541823	-0.004564147	0.002475512	-0.010183085	0.007334285
N55459	RNAHP	RNA helicase-	-0.0056244	0.006769413	0.002163707	-0.00991632	0.001273507	-0.005751558	-0.004244328	-0.006611285	0.003464004	-0.003487515	0.002640173	-0.00710846	0.007164193
H93508	DKFZP566K023	protein	-0.005224774	-0.001162243	-0.005641813	-0.004860131	0.00146771	-0.007399859	-0.001949913	-0.002385301	0.003843924	-0.003295705	0.004705977	-0.002542578	0.004277905
AA999679	PCDHGA8	gamma	-0.00152494	0.003644357	0.001168881	-0.004929532	0.000201214	-0.006198506	-0.002072268	-0.005321512	0.007026903	-0.006073267	0.000306525	-0.003988654	0.007957146
AA115304	3	protein	-0.011815922	-0.012742771	-0.004642513	0.000100797	0.001112731	-0.014767342	-0.01545942	0.006609783	0.006061188	-0.016838028	0.015056845	-0.015745086	-0.00888002
AI185567	AI185567	clone 24528	-0.013798806	-0.020031179	-0.002032583	0.003671669	0.003436977	-0.021137058	-0.014557912	-0.018942445	-0.001652809	-0.015550088	-0.007907223	-0.0041264	-0.023938477
AA436410	BCAT2	aminotransferas	0.002659371	-0.018963417	0.00605592	0.005973271	-0.007821576	-0.008475689	-0.004594654	-0.002640395	0.005233988	-0.011873178	-0.015871835	-0.006635095	-0.010211903
R42177	KIAA0759	protein	-0.004446406	-0.007911603	-0.008933053	-0.011195186	-0.009252406	-0.002692644	-0.008334797	-0.006682186	-0.014582551	-0.007585589	0.002226094	-0.010953653	-0.010510796
AA490843	AA490843	promoting	0.002830432	-0.012980776	0.00731326	-0.005167823	0.003007133	-0.00900035	0.003848957	-0.007874607	-0.015620162	-0.011792739	0.002325771	-0.001443383	-0.018188704
AB017116	AB017116	Data not found	0.002192943	-0.000589628	-0.002618697	-0.001262862	-0.000989528	-0.012603548	-0.005190198	0.011321025	-0.000222338	-0.008232766	-0.007057804	-0.009315155	0.000606398
AA450205	TLOC1	protein 1	-0.000967708	-0.008653742	-0.002169	-0.004017353	-0.00767262	-0.000924806	-0.013886269	-0.006401253	0.002314437	-0.005586968	-0.007460886	-0.00119629	-0.009624908
AA022886	RDGBB	degeneration B	-0.016980187	0.013712928	-0.006704581	-0.005931656	-0.014863211	-0.009685942	-0.00184282	0.000732131	-0.006028658	-0.012851271	-0.007225971	-0.000207524	-0.015512936
AB017269	TMEFF2	protein with EGF-	-0.006065322	-0.004694996	-0.004128829	-0.005962339	0.000855531	-0.011309905	0.005023583	-0.000981898	-0.003423143	-0.01036681	-0.008684244	-0.019823201	0.008340119
AA279748	FLJ10512	protein	-0.020607872	-0.013400361	-0.017215904	-0.016075552	-0.010242707	-0.012630411	-0.012000891	-0.018809519	-0.010438822	-0.006948015	-0.002504684	-0.017019938	-0.009647544
AA621342	DKFZP564B167	protein	-0.005845713	-0.007946273	-0.016170227	-0.005438335	-0.012205058	-0.012843582	-3.70783E-05	-0.012530532	-0.005534676	0.000622593	-0.013721378	-0.002253166	-0.001696976

Acc no	Symbol	Name	ab078 D	ab184 D	ab151 D	ab193 D	ab195 D	ab076 D	ab103 D	ab113 D	ab156 IM	ab069 IM	ab181a I	ab073 D	ab105 D
AI871665	ACAT1	Coenzyme A	-0.006242952	-0.01128626	-0.004245363	0.004077626	-0.000659159	-0.007455253	-0.004512485	-0.001337993	0.005274303	0.000983639	-0.010225493	0.004287019	-0.001255931
AI014441	TPD52L1	D52-like 1	-0.008384318	-0.004563407	-0.008961917	-0.001970438	-0.007594722	-0.006197955	-0.003101188	-0.00574933	-0.004316591	-0.000520225	0.01416538	0.001493714	-0.004344648
AI969670	LDHB	dehydrogenase	-0.006878974	-0.010388996	-0.012717851	-0.002473301	-0.011514268	-0.00257558	-0.007588736	-0.005967722	0.006747983	-0.008164508	-0.004042241	-0.001287424	-0.001304106
H12044	PIR121	FMR1	-0.004457315	0.004342616	-0.010663176	-0.00089982	-0.014163724	0.000408504	0.001573515	-0.005395775	0.001416476	-0.008325936	-0.006172549	0.004547888	-0.005609174
AA777774	AA777774	clone 24630	-0.002377455	-0.012074959	-0.001526571	0.002277972	0.004895759	-0.014582119	-0.010637021	0.003096363	-0.015889775	0.003171697	-0.013057575	-0.011010194	0.011859775
NM_000218	KCNQ1	voltage-gated	-0.004782648	0.000468842	-0.004094499	-0.005212233	-0.015929596	-0.007563576	-0.002678566	-0.004786509	-0.013284339	-0.000801511	-0.003289475	0.005687631	-0.001530636
H15662	CYLN2	linker 2	-0.014294151	0.003979819	-0.002985377	-0.012321909	-0.015775278	-0.006700195	-0.007869493	-0.00932288	-0.009819479	-0.000927243	-0.012965375	0.0015816	-0.002413197
AA779401	ME3	NADP(+)-	0.002934792	-0.005764505	-0.002594571	0.005274131	-0.002039064	0.004822425	-0.004745779	0.007596508	-0.001832528	-0.001589705	0.001283725	0.012219724	-0.006859998
AA490887	KIAA0655	ESTs	-0.006452892	-0.008121582	-0.000265612	-0.006062877	-0.019072375	-0.009047157	-0.01546973	-0.009733262	-0.020897529	-0.003115534	-0.002651973	-0.007436442	-0.005269522
AI364688	TM7SF2	7 superfamily	-0.00973933	-0.005529203	-0.007038276	-0.005303989	-0.013510827	-0.010648665	-0.005468152	-0.007300292	-0.004649725	-0.003963726	0.003283227	-0.001962634	-0.009811225
AA702150	AA702150	unc93	0.000437074	0.001889269	-0.003504456	-0.002412497	-0.014488791	-0.003469779	-0.007644713	0.002125997	-0.001059929	-0.005771874	0.003961393	-0.003035319	-0.003457464
N67017	LIFR	inhibitory factor	-0.004609951	-0.010487497	-0.008453247	-0.005220506	-0.002342872	-0.013658822	-0.016490385	-0.007518073	-0.002823383	0.002263114	-0.005224198	-0.002892305	-0.012479985
AA490497	UBL3	ubiquitin-like 3	0.004513905	0.009890091	-0.000646168	-0.009179085	-0.005769663	-0.011315259	-0.016303244	-0.018160237	-0.008586713	-0.007465047	0.012351586	-0.000182796	-0.001357872
AI199182	KIAA0615	protein 1	-0.002223568	-0.006453415	-0.007443383	-0.009036709	-0.008567203	-0.007457045	-0.006142268	-0.000949972	-0.008518215	-0.002195738	-0.004570518	0.000557539	-0.000874241
AA131466	FLJ12666	ESTs	0.000113312	-0.007875949	0.002750002	-0.002761996	-0.014867196	-0.007490892	-0.004625793	2.18725E-05	0.000191818	-0.00978672	-0.001373674	0.001097022	-0.007790568
AI000103	GLUL	ammonia ligase	-0.001608079	-0.00226602	-0.002574914	-0.011111952	-0.015985432	-0.005274506	-0.009715391	-0.011129022	-0.002472318	-0.010142396	0.004390781	0.000170943	-0.01008145
R52658	Rab11-FIP2	protein	-0.00082276	-0.003335882	-0.000263268	0.00137206	-0.002457143	-0.000600832	-0.007870728	-0.002038335	0.002021652	-0.006085746	-0.00281603	0.000583495	-0.003870181
W45518	SLC4A2	family 4, anion	-0.00950242	-0.008380387	-0.000974768	-0.002318996	-0.006466781	-0.005039016	-0.01055247	-0.00032989	-0.004610794	-0.005514634	-0.006967018	-0.003835778	-0.01049034
AA133129	TCEB3	elongation factor	-0.008456388	-0.002923097	-0.006977421	-0.00933051	-0.012459275	-0.01456112	-0.013011581	-0.009210556	-0.004074669	-0.004218101	0.016551535	-0.002048277	-0.005008122
AA025150	FBP2	bisphosphatase	-0.003557965	-0.00547481	0.005355596	-0.011657237	-0.010740559	-0.018925727	0.00415857	-0.007540311	-0.010271879	-0.001753965	0.002879853	-0.002667359	-0.001050582
AA682851	C12orf8	open reading	-0.004456272	-0.01635714	0.006092426	-0.02349481	-0.023583278	-0.006937901	-0.008483163	-0.012394382	-0.019433935	-0.012511923	-0.023997914	-0.018640208	0.001684583
AW058221	LIPF	lipase, gastric	-0.000766388	0.006890203	-0.001135121	-0.008127034	-0.013553914	-0.005799545	-0.003649628	-0.004566305	-0.005233371	0.002275227	0.010901052	-0.005877449	0.00553985
H62162	HPN	(transmembrane	-0.012830395	-0.005981635	-0.006803416	-0.008523724	-0.016285571	-0.007746912	-0.001031669	-0.008363336	-0.009058465	-0.005653405	-0.003863841	-0.002795412	-0.010820159
AA421269	PIK4CA	sitol 4-kinase,	-0.001784174	0.004453932	-0.001346743	-0.006091897	-0.00815547	-0.002442575	-0.002263838	-0.000652972	-0.002920721	-0.003943548	0.017967874	0.003275686	0.002198772
AA932521	FKBP4	protein 4, 59kDa	-0.017189824	-0.018680595	-0.01347069	-0.013615725	-0.000522952	-0.013772431	0.001697916	-0.004148328	-0.008131428	-0.003383017	-0.01004018	-0.011646815	-0.004242623
AA970760	HSD17B2	(17-beta)	-0.02286403	-0.013052409	-0.006619292	-0.012451015	-0.00339388	-0.014631445	0.00194091	-0.011239217	-0.009536928	-0.005095877	-0.008305796	-0.01370407	-0.005737232
N70714	PXMP2	membrane	-0.003046607	-0.005846563	-0.006807077	-0.01595013	-0.011199323	-0.00704796	-0.00618329	-0.003403976	-0.007949633	0.00343491	0.000122722	-0.000429608	0.005445549
AA976851	KIAA1423	protein	0.004570947	-0.010633514	-0.000749609	0.003495262	-0.007745957	-0.000460509	-0.008702451	0.004879972	0.006763587	-0.003788896	0.007589204	0.00720471	-0.00370938
AA620556	PECI	D3,D2-enoyl-	6.77271E-05	-0.006821281	-0.007011715	-0.007851823	-0.010734935	-0.00698015	-0.010254364	-0.007269398	-8.48681E-06	-0.000156332	-0.009383127	-0.006260289	-0.002018764
AA430698	SYPL	like protein	-0.002105773	0.00240414	-0.000136378	-0.006461497	-0.007847677	-0.002318386	-0.005013634	-0.001451539	-0.004092922	-0.003598155	0.001793806	-0.000370871	0.000104784
R39954	DLG4	Data not found	-0.012350156	-0.011595905	-0.006940144	-0.008447906	-0.005593365	-0.01274021	-0.010963104	-0.014390616	-0.01205132	-0.006586659	-0.009557112	-0.004479398	-0.011187348
AI732400	AI732400	Data not found	-0.01219014	-0.007731051	-0.012115639	-0.007373739	-0.009203346	-0.009836781	-0.009831651	-0.012689633	-0.009343545	-0.008333761	-0.008881015	-0.004159786	-0.012233177
AA457047	KIAA0084	protein	-0.009044614	-0.013283791	-0.010815925	-0.007007065	-0.007346718	-0.005366679	-0.008453533	-0.006064659	-0.011658202	-0.00532631	-0.007415151	-0.005616876	-0.014841349
AA429281	MGC10433	protein	-0.011173619	-0.006247111	-0.011215229	-0.014317436	-0.007534755	-0.006527467	-0.002090602	-0.006754787	-0.011234396	-0.008304353	-0.016227075	-0.007085333	-0.009695871
N62562	LOC55977	Similar to	-0.010007389	-0.010545986	-0.007839505	-0.006127559	-0.005731919	-0.011368018	-0.012177055	-0.010868621	-0.013312145	-0.006024192	-0.011467128	-0.006822899	-0.015526409
N73827	KIAA1504	protein	-0.006403123	-0.040628148	-0.004109162	-0.010180061	-0.002615777	-0.006101147	-0.004763448	-0.005553914	-0.011013839	-0.001174175	-0.004578232	-0.003858646	-0.001068746
W01011	SAH	associated	-0.004923418	-0.004307711	-0.010284739	-0.00979668	-0.000997612	-0.002796465	-0.010652108	-0.008604798	-0.010235799	-0.000927987	0.000191509	0.001240612	-0.003904838
AA181333	KIAA0103	product	0.001878495	-0.005534395	0.002473798	-0.000151681	-0.004877799	-0.005193007	-0.005633827	-0.001505748	-0.000932175	0.007456781	-0.00335617	0.000506815	0.001782207
AA482224	TMEM4	protein 4	-0.00036641	-0.003263864	0.003650386	-0.001510587	-0.003876462	-0.004977647	-0.006508759	-0.001976508	-0.001118069	-0.004913973	-0.003529096	0.001675246	9.32672E-05
AA454098	KNSL5	(mitotic kinesin-	-0.016146026	-0.012809498	-0.016812805	-0.018639816	-0.016080032	-0.017847571	-0.011789429	-0.018103126	-0.01533544	-0.011170943	-0.012071521	-0.009644745	-0.019203418
AA810225	GPR30	coupled	-0.001249971	-0.004227706	-0.006019378	0.003615838	-0.007975753	-0.005325598	5.6259E-05	-0.000763942	0.002070129	-0.005768698	0.001652729	0.003551936	3.36961E-05
AA485358	NIFIE14	transmembrane	0.020816011	-0.001962604	0.017506052	-0.004530108	-0.00111635	-0.012264661	-0.002633643	-0.002280385	-0.004418025	-0.025577527	-0.005602545	-0.00772083	-0.017388931
AA152347	GSTA4	transferase A4	-0.002072302	-0.001221101	0.000126904	-0.002536512	-0.012418873	-0.008011179	-0.00171119	-0.000227936	0.002276468	-0.004030885	0.01037414	-0.009880188	-0.00317436
AA968514	WBP1	protein	0.001885514	-0.012268641	0.005535335	-0.002856136	-0.00066784	-0.00058347	-0.011840425	-0.00571189	0.002706328	-0.00039586	-0.005509107	-0.001176433	-0.003617889
AA424509	KIAA1049	protein	0.000110885	-0.001567272	0.004565962	0.000624252	0.00283327	-0.003892895	-0.006781788	0.000520146	-0.001233663	-0.003254915	-0.002152185	-0.012216559	-0.006039351
H18950	SLC13A3	family 13	-0.023301172	-0.002851879	-0.014472125	-0.000482546	-0.014983458	-0.012154558	-0.008561594	-0.009301211	-0.006595851	-0.001767101	-0.000677041	-0.009100919	0.002659619
R20729	SH3GL2	GRB2-like 2	-0.010497539	0.004042571	-0.013779601	-0.006609492	-0.003053157	-0.001223372	0.010407455	1.24751E-05	-0.005030895	0.002850505	-0.003933421	-0.012189131	-0.004662003
AA431408	DKFZP566D193	protein	0.003926133	-0.000999778	-0.003054293	0.007479916	-0.000699856	-0.003378509	-0.019559277	-0.017188179	-0.002443744	-0.016443097	-0.008513753	-0.010248853	-0.010359156
AA418395	DPP7	ase 7	0.000230597	6.08879E-05	0.015247157	0.005864871	-0.003993842	0.005482129	-0.002481285	0.013908234	-0.003460359	-0.011712189	-0.010448988	-0.007686657	-0.016117078
T68844	T68844	Moderately	0.01084173	0.006555911	0.005393178	-0.004876997	-0.003439271	-0.000636099	-0.005631958	0.004523171	-0.003151907	0.0033492	0.004088092	0.010273122	5.82072E-05
AA479106	FLJ10637	protein	-0.009338648	-0.001437809	-0.008475238	-0.000386336	-0.000399044	-0.013536327	0.013728576	-0.001865086	-0.006956892	-0.010065811	-0.009715473	-0.003808726	-0.007400973
AA977242	CIRBP	RNA binding	0.002714211	-0.014625437	0.004404555	0.002330188	1.52744E-11	0.002970284	-0.012915685	0.002546299	0.003229631	-0.00461564	0.005135205	-0.002272573	-0.015770065
AA160913	PDE9A	se 9A	-0.003544268	-0.003465661	-0.000761895	-0.003951685	-0.00152624	0.004384257	-0.009994587	-0.008182313	-0.001924229	-0.002453952	-3.56001E-05	0.008294545	-0.008388597
AA431321	TRIP7	group	-0.004107192	-0.012634845	-1.09751E-05	-0.007922098	-0.005518427	-0.007159874	0.000299483	-0.003093946	0.003260928	-0.014932583	-0.001770888	-0.013782142	0.001566129
AA489523	EEF1D	translation	-0.004560348	-0.003058541	0.004974936	9.14477E-06	0.014853016	0.0082323	-0.001548738	0.018279144	0.004652835	-0.008366881	-0.007565973	-0.006737937	0.003795552
AA447986	DNAJC4	homolog,	-0.000244377	-0.008737511	-0.004961619	-0.008727082	-0.008113671	-0.007525132	-0.015720544	0.003421735	-0.003703324	0.001402474	-0.000984528	0.002099308	-0.008093596
T54926	SNRPN	ribonucleoprotei	-0.004565774	-0.005120315	-0.009023539	0.010780403	-0.003876529	0.006310784	-0.007850462	0.001310404	0.010505955	-0.008475418	-0.003088167	0.00420216	-0.003254303
AA456571	BSCL2	Seip congenital	-0.008666406	-0.022812718	0.001498107	-0.003976819	-0.00455926	-0.009155914	-0.017720698	-0.00728876	-0.006514293	-0.01792372	-0.01884258	0.003355943	-0.023433335
AA663435	TRIM28	containing 28	0.01690134	-0.011717867	0.026699164	-0.004314982	0.004107433	0.003155547	0.003299008	0.006986901	0.00338932	-0.003201435	-0.008654792	-0.006158992	-0.004232089
AA985442	MANBA	beta A,	0.010515979	0.00590229	0.019076124	-0.019525866	-0.009186006	0.008084687	-0.001269954	-0.000500613	-0.004726088	-0.017403877	0.009621221	-0.008519607	-0.014232461

Acc no	Symbol	Name	ab078 D	ab184 D	ab151 D	ab193 D	ab195 D	ab076 D	ab103 D	ab113 D	ab156 IM	ab069 IM	ab181a I	ab073 D	ab105 D
H10995	H10995	mRNA full	-0.009325786	-0.000884946	0.003070887	-0.005069182	0.000135475	-0.012216565	-0.016722249	-0.007917954	0.007159104	-0.011527538	0.00069166	-0.00651278	-0.014920449
AA630302	NRD1	arginine dibasic	-0.00800435	-0.009581511	-0.008459935	-0.003228663	-0.016823987	-0.005810829	-0.016199393	-0.007614926	-0.001031801	-0.010326773	0.000550818	0.009690291	-0.00778878
R76263	R76263	Data not found	-0.020216657	-0.006999273	-0.019259743	0.002858441	-0.010265042	-0.018497163	-0.027211982	-0.010237579	0.001815161	-0.00728307	-0.012702763	-0.005657464	-0.00673329
U68566	U68566	protein	-0.009461072	-0.009913098	-0.018931324	-0.01128945	-0.013925002	-0.011047898	-0.014859808	-0.011561692	0.001299248	-0.000378279	-0.018085344	-0.000734484	-0.006724383
H11718	KIAA0555	product	-0.006337201	-0.015874488	0.000605638	-0.003795302	0.000655059	0.002056483	0.015051487	0.015250158	-0.00347022	0.004903724	-0.003439183	-0.005973485	-0.009886793
AA017043	HTATIP	interactive	-0.001925704	-0.009491621	0.002354821	-0.007486069	0.007561366	-0.016208611	-0.00303515	-0.009420952	0.006129055	-0.005758898	-0.010774399	0.003427136	-0.003346513
AA029308	MTCP1	proliferation 1	0.012425197	-0.011337069	-0.021658947	-4.09568E-05	-0.007279321	0.006420613	0.013423328	0.000862519	0.015310054	-0.002730565	-0.007971542	-0.021419905	-0.001607191
AA009697	CDC42	similar to Cdc42	0.115498102	0.00379642	-0.005139274	0.004532916	-0.007359398	-0.00096068	-0.012767185	-0.005047324	0.005587004	-4.21168E-06	-0.002809429	-0.013033671	-0.005818925
R42233	R42233	s 4	0.009456804	-0.007121906	0.002153912	0.000376153	-0.007511544	0.010128376	-0.016681903	0.017862783	0.007517009	-0.002336812	-0.00263612	-0.002140694	-0.014244599

Acc no	Symbol	Name	ab093 D	ab066 D	ab077 IM	ab148 D	ab199 IM	ab171 IM	ab159 CG	ab020 IM	ab061a IM	ab104 IM	ab047 IM	ab106 IM	ab129 IM
R43217	HMG17L3	group	0.003878772	-0.009568735	0.006983542	0.017493885	-0.007160243	0.007526317	-0.004281015	-0.003015419	0.00419781	-0.009719917	0.012642353	-0.008031556	9.23647E-05
AA449321	AA449321	cDNA FLJ12280	-0.005884657	-0.011491988	7.1766E-05	-0.010412102	0.017091519	0.024514665	0.010634336	0.008737844	0.004832057	0.016057188	0.028099833	0.010686081	0.006314423
W72697	CRA	resistance	0.001781851	0.001385098	0.009939972	0.001624332	-0.000127251	0.022621663	-0.010644491	0.002114603	0.007790184	0.009657359	0.018310244	0.005369816	-0.012335311
AA046639	LOC51312	mouse	-0.003797866	-0.01038881	0.028658773	-0.006241906	0.021052034	0.035305022	-0.004560133	0.005098978	0.007930111	0.026896714	0.034490742	0.0169512	0.015845986
AA465396	LOC51312	mouse	-0.007669739	0.001886178	0.021232674	0.010138557	0.010000711	0.037926811	-0.015607079	0.004563459	0.010512948	0.031311909	0.021748796	0.018841775	0.005196404
N27179	BST1	stromal cell	0.000448613	0.01590676	0.019416883	-0.008078535	0.007520889	0.029536848	-0.003598604	0.001849933	0.016118819	0.021255462	0.009160322	0.015119483	0.00625737
R60044	R60044	transposable	0.015733148	-0.000183198	0.007975606	-0.00851988	0.003368692	0.003258583	0.00340026	-0.006290487	-0.001355872	0.021547408	0.008075007	-0.005778435	0.023035301
AA430524	CAPZB	(actin filament)	0.000283844	-0.006002937	0.002291716	0.007980907	0.008427306	0.01596672	0.011698698	0.000722377	8.81908E-05	0.008052614	-0.001636711	0.023563487	0.011803469
AA419628	TCF7L2	factor 7-like 2 (T-	-0.002570065	0.005647879	-0.00991054	0.015294021	0.025246668	0.010813783	0.005948668	0.003972102	0.012867988	0.022924962	0.024190481	0.015172833	0.014957345
AA160783	FAT	suppressor	-0.002747852	-0.014926174	0.002812491	-0.013586962	0.008599042	0.012529008	-0.005776244	0.004975127	0.007795878	0.015928622	0.020684917	0.010729936	0.007061692
AA487557	EPLIN	lost in neoplasm	-0.00887609	0.001830096	0.004968717	8.15131E-05	0.015864443	0.022133148	0.010973805	0.003560889	0.008853415	0.021218379	0.024326266	0.012861059	0.011723541
AA497029	LDHA	dehydrogenase	-0.004823177	-0.007905556	0.008676712	-0.000894934	-6.4673E-05	0.019400447	-0.008494958	0.000970547	0.00685769	0.013847562	0.012425389	-0.001877835	-0.009128096
R55789	APBA2	(A4) precursor	-0.002454921	-0.019017002	0.014683573	0.002056811	0.029391622	0.033503718	-0.006070108	0.020571688	0.022491308	0.025234045	0.031520109	0.020762157	0.01277789
AA402915	ACY1	aminoacylase 1	-0.003814059	0.000869428	0.020686405	-0.002953677	0.017411106	0.034151463	-0.007994069	0.003346841	0.02161496	0.025809009	0.034211391	0.007983841	0.005169398
AA464139	BG1	dehydrogenase	0.001037353	-0.008382408	0.009826184	0.00347114	0.023121504	0.027247213	-0.009775205	0.012388156	0.026869484	0.028364101	0.039160506	0.015026836	0.000271247
H99751	BG1	dehydrogenase	0.002599679	-0.015776755	0.016399995	-0.009572303	0.02430448	0.027623801	-0.010528777	0.016029968	0.015755732	0.024115108	0.026950005	0.019481814	0.010772342
AA488288	CMAS	monophosphate	0.000259309	-0.009552136	0.009183034	-0.001094044	0.019688762	0.03356066	0.008430369	0.012863366	0.027727959	0.029434079	0.037728013	0.016097807	0.021404387
W55964	ARPC5	protein 2/3	-0.004150655	-0.012295471	-0.002985575	0.007645455	0.006162014	0.011233897	-0.003121863	-0.002489235	-0.011680489	0.001533659	0.009782412	-0.007847929	-0.003768748
AA609598	YWHAZ	monooxygenase	-0.009329707	-0.016171377	-0.007879588	-0.005743237	0.007976186	0.000470518	0.011845246	0.008364504	-0.003044584	0.004226004	0.002354087	-0.006357002	-0.00013848
AA425401	STK24	kinase 24	-0.005229246	-0.015867196	-0.011657611	-0.003078613	0.028877541	0.007212708	0.011561454	0.017334298	0.001466008	0.009375206	0.002929689	0.012039441	0.009860223
AA683581	B4GALT4	Gal:betaGlcNAc	-0.001249358	0.010914911	-0.001046645	-0.002519156	0.023451496	0.010405466	0.017261424	0.007362382	-0.006391929	0.015897145	0.014857445	-0.009521515	0.016091408
AA130584	CEACAM5	c antigen-	-0.008349183	-0.019377561	-0.001905989	-0.003623051	0.019494599	0.002633	0.00837832	0.007864005	-0.003258894	0.010931128	0.014747987	-0.011421465	-0.012213443
AA454597	GOLPH2	phosphoprotein	2.53514E-05	-0.008046532	0.030687598	0.000143319	0.027797489	0.007418365	0.011515033	0.020184907	-0.003679843	0.024586409	0.021270229	0.000997452	0.006401553
AA133469	KRT20	cytokeratin 20	-0.009148476	-0.012680468	0.010061672	0.0041953	0.024941427	0.033548912	0.013368557	0.022495248	0.028484416	0.036963457	0.032007116	0.029521148	0.014954109
R02085	MGST3	glutathione S-	0.009479875	-0.002312827	0.008026304	-0.011673069	0.016391871	0.033412648	0.021204966	0.006235259	0.015923733	0.014908575	0.025116637	0.017311681	0.016915283
AA205649	ZNF254	protein 254	0.00791748	-0.00773281	0.005757954	-0.013336019	0.015213927	0.040190137	0.020894577	0.003775863	0.018273587	0.019258223	0.030853882	0.020679266	0.015857115
AA130579	LGALS4	galactoside-	-0.006328891	0.000196055	0.008473596	-0.00490707	0.015519258	0.021944121	0.015668126	0.008499158	0.016251714	0.024846867	0.023119416	0.019489619	0.012786571
AA679907	IDH2	dehydrogenase	-0.00627385	-0.008308962	0.000789423	-0.009011785	0.015542145	0.02422036	0.005597685	0.001905145	0.014214386	0.026030751	0.035061091	0.016093698	0.011419148
AA630328	LGALS3	galactoside-	-0.008260179	-0.003367039	0.003428863	-0.004753069	0.010585292	0.020891925	0.003845146	-0.00187335	0.012276582	0.026392923	0.031493302	0.018420131	0.015640133
AA284492	TSPAN-3	tetraspan 3	0.003163207	-0.014409873	0.009893646	-0.007714042	0.010374284	0.012346811	0.003919031	0.004762311	0.003660534	0.018190287	0.039472383	0.001148624	0.004262351
AA011446	CASP3	apoptosis-	0.000865993	-0.010046508	-0.00474213	-0.011969564	0.017072785	0.024255925	0.016350525	0.007185588	0.009219449	0.02036797	0.023020445	0.024130736	0.015008176
N69107	YWHAH	monooxygenase	0.002744279	0.006827568	-0.005727288	0.005411083	0.013782115	0.00896015	0.023580948	0.00275867	-0.000180728	-0.000228021	-0.000892949	-0.009699486	0.001483278
AA043133	SLC16A1	family 16	0.002693314	-0.0108026	0.007914126	-0.010926239	0.015094681	0.013752091	0.02587873	0.013102713	0.01645144	0.011408104	0.015264576	0.012854105	0.012207332
AA419015	ANXA4	annexin A4	-0.004098084	0.007354039	0.006703472	-0.012128353	0.01512382	0.010859476	-0.005533462	0.002542423	-0.00060784	0.011267812	0.012300645	0.00381227	-0.00043168
AA465495	FACL5	Coenzyme A	-0.003846836	-0.006443726	0.020018751	-0.007628299	0.019591195	0.04134857	6.12568E-06	0.019249129	0.021784957	0.030384691	0.030274902	0.018295329	0.008719231
AA133212	NCOA4	coactivator 4	0.010629432	0.008201472	0.029452177	-0.00166708	0.023771836	0.036155079	0.016805985	0.012632639	0.011124976	0.016777297	0.034009451	0.009910648	0.004879653
AA446819	OAT	aminotransferas	0.003527738	-0.005379054	0.029891607	-0.006958579	0.004360054	0.040192843	0.004408719	0.00538611	0.027257704	0.018937997	0.033075519	0.028154915	0.019150058
W72792	EPHB2	EphB2	-0.009476921	-0.002493722	0.001127837	-0.003261065	0.003819421	0.012902685	-0.014610792	0.002280823	-0.001855435	0.009534731	0.011310038	0.000819668	0.005542329
H16833	SRD5A1	reductase, alpha	0.016764066	0.015531967	0.006620469	-0.005368461	0.011558118	0.015548805	0.004469864	0.008991423	0.014897874	0.024369499	0.030741239	0.014267906	0.012529014
AA699679	NR1I2	subfamily 1,	0.018780726	0.002797887	0.017788812	-5.10975E-05	0.018505671	0.030465377	-0.014664397	0.009780791	0.027215968	0.034058136	0.038170975	0.019769649	0.015962823
AA884167	ANXA13	annexin A13	0.006134459	0.000136924	0.012204944	-0.000712751	0.006566823	0.029045548	-0.025996315	0.004582806	0.024001286	0.030704076	0.025523505	0.041104154	0.016775372
T60135	MGLL	Data not found	0.00266304	-0.000178231	0.004951713	0.010123734	0.016637612	0.018559278	0.015194406	0.002539348	0.014514113	0.017334024	0.022489762	0.006211583	0.00712314
AA446822	LPIN1	lipin 1	0.003461348	-0.004718118	0.006444515	0.011360178	0.020584662	0.012789221	0.010140983	0.007368677	0.011889816	0.019488717	0.023554749	0.010990057	0.00844167
AA421278	MTP	triglyceride	0.008390453	-0.00303315	0.028092684	0.004080596	0.02618269	0.044273116	-0.007643087	0.022199356	0.0431605	0.041089085	0.032493617	0.038365043	0.022218395
T61078	CPS1	phosphate	-0.000865008	-0.004702842	0.020750427	0.003816481	0.013520204	0.030143693	-0.011678357	0.010537898	0.022092664	0.02956317	0.030638406	0.027672114	0.018823222
AW009320	CDX1	homeo box	0.018855934	-0.007286952	0.01189785	0.000963971	0.014111337	0.022689092	-0.007121548	0.009535721	0.027524749	0.032031185	0.032319357	0.027236168	0.016520108
N73958	SCYA25	motif) ligand 25	-0.000793103	-0.003939098	0.030187047	0.002420447	0.025427713	0.040676284	-0.007208937	0.022105494	0.039992376	0.034787442	0.021878663	0.034482823	0.036068564
AI433892	CLDN15	claudin 15	-0.003596776	-0.004147446	0.020191663	0.002062146	0.020755804	0.04053843	-0.012366301	0.014057735	0.033902679	0.028041176	0.031229683	0.036739986	0.02428343
N74131	N74131	(intestinal)	0.006288117	-0.006480514	0.019527728	-0.003352202	0.006015832	0.020289468	-0.00019159	0.006801573	0.009978943	0.016742044	0.022178128	0.012127365	0.013499741
AA778392	BENE	BENE protein	-0.004846333	-0.004260875	0.015284881	0.005996864	0.018516078	0.031438762	0.003945426	0.013642322	0.036084105	0.036128336	0.03608636	0.025356692	0.016972951
AI923531	DMBT1	malignant brain	-0.009946424	-0.011639253	0.018805928	-0.002423291	0.023227321	0.025749139	-0.010701653	0.018918937	0.022482646	0.023822413	0.023970878	0.017577384	0.015625988
AA876039	VIL1	protein	-0.000109795	0.004706412	0.015953511	0.000722223	0.021556024	0.035859004	-0.013129081	0.00408259	0.029584093	0.026499688	0.028836939	0.027409075	0.008988558
AA846573	PLCB3	C, beta 3	-0.008407471	-0.01198562	0.015071528	0.000823424	0.014658778	0.03907462	0.005444797	0.007751644	0.029437121	0.037882114	0.036095469	0.033352626	0.016716845
AW009764	CLCA1	channel, calcium	0.000696366	-0.00252528	0.027270383	0.003513651	0.030743764	0.043941138	-0.002099515	0.037007145	0.023640606	0.029119647	0.023753649	0.028454567	0.034052118
AI669875	FAM8A1	sequence	-0.004514469	-0.001890916	0.015194438	-0.002510513	0.014185672	0.022985979	-0.002194753	0.020047885	0.017661893	0.022914041	0.018516774	0.02497496	0.013520601
AI651194	KIAA0708	protein	-0.006535581	-0.006686882	0.010031434	0.000336778	0.015669192	0.021659861	-0.006945633	0.020550899	0.018045069	0.023857878	0.018934436	0.023887969	0.017263726
AI669320	GW112	expressed in	-0.011424873	-0.005517745	0.013228503	-0.002773858	0.013445429	0.019603546	-0.003837327	0.019310686	0.019532353	0.023752711	0.017128237	0.023506011	0.017230913
AA487488	CLDN7	claudin 7	-0.00871703	-0.012209788	0.009220231	-0.002714058	0.008923415	0.015766406	-0.016955526	-0.001849658	0.017621811	0.01799402	0.024429072	0.004801609	0.000447049
T46924	ABP1	binding protein 1	-0.003619062	0.000479062	0.016175755	-0.004888789	0.014027767	0.021728085	-0.007826271	0.003779818	0.017712964	0.01997111	0.028825943	0.013890009	0.015077929
R62384	SLC6A2	family 6	-0.001990191	0.008355408	0.003393826	-0.002217154	-0.002758479	0.010019708	-0.00433319	-0.007694517	0.003424732	0.006167544	0.014331958	0.003404858	-0.005337128

Acc no	Symbol	Name	ab093 D	ab066 D	ab077 IM	ab148 D	ab199 IM	ab171 IM	ab159 CG	ab020 IM	ab061a IM	ab104 IM	ab047 IM	ab106 IM	ab129 IM
AA025344	ARHC	gene family,	0.002862696	-0.006843058	0.003547736	-0.003531462	0.014883005	0.018578582	-0.000441139	-0.004326894	0.01148034	0.015102216	0.022101329	0.001202678	0.004279023
U78557	CRA	resistance	-0.000943964	0.005871953	0.01030524	-0.002725822	0.003545657	0.021004055	-0.019861201	0.006658868	0.015083788	0.013020302	0.019435084	0.006976349	-0.006140865
AI732703	AI732703	Data not found	-0.004120875	0.018053267	0.017210945	-0.002208918	0.004007088	0.015381506	0.006814762	0.00530079	0.014975429	0.014073006	0.012573695	0.009832068	0.015105065
T70999	UGT2B	glycosyltransfer	-0.008875336	-0.015593408	0.018719601	-0.00702376	0.021365303	0.042885288	0.012266726	0.012002898	0.02683878	0.032517855	0.030405981	0.013699785	0.022383736
AA863469	LHFPL2	fusion partner-	0.007875276	0.018321788	0.008259899	0.003045019	0.007358295	0.011286455	-0.001189377	0.002308257	-0.000290325	0.007318608	0.005252725	-0.001700055	0.002545702
AA410429	VASP	stimulated	0.004216095	-0.014145218	-0.006146459	0.004953558	0.02409777	0.000812598	0.01324094	0.005572158	0.010826236	0.008398425	0.000408132	0.00227161	0.007048459
AA703019	LOC51762	RAB-8b protein	0.010384968	0.00417192	0.009543151	0.004622722	0.01011641	0.000563907	0.012539828	0.002854128	-0.003949791	-0.006486106	0.005182947	-0.004974515	0.000525846
AA181307	AHR	receptor	-0.00181779	-0.021504207	-0.002375902	-0.004599696	0.015691075	-0.002204367	0.024857436	0.0007878	-0.008981252	0.000434571	-0.017573519	-0.00545212	-0.006478478
AA856874	PACE	amino acid	-0.016378065	-0.014530487	-0.008147509	-0.008967387	0.020719122	0.013659808	-0.025342441	3.38934E-05	0.005366655	0.01316167	0.009796056	0.006355794	-0.008470607
W95082	HSD11B2	(11-beta)	-0.004771797	-0.007737653	0.010939977	0.001082839	0.020869155	0.024589992	0.001399464	0.013887314	0.034415972	0.017675796	0.036758082	0.021001238	0.016015575
AA478647	ICAM3	adhesion	-0.008230758	-0.000818012	0.013184197	0.000460482	0.021556079	0.025757342	0.011958939	0.012248792	0.002670905	0.027008142	0.017144523	0.007766091	0.011597176
H96235	ETS2	cDNA FLJ20528	-0.017746179	0.004273899	0.014759997	-0.006602842	0.009227751	0.005924124	-0.013373959	0.003458032	0.008958531	0.015648185	0.009180554	0.002634003	0.005415113
AA447797	PLAT	activator, tissue	-0.011811633	-0.009881304	-0.00300651	-0.009351873	0.012670668	-0.004763312	-0.006303877	0.012676017	-0.00848317	-0.000590566	-0.002672422	-0.0070046	0.000552507
AA677326	OTC	carbamoyltransf	0.002134121	0.002111421	0.022929479	0.000528165	0.017838429	0.0367591	-0.020314867	0.012203983	0.031935556	0.027530888	0.03828904	0.031070188	0.023616725
AI651536	PCDHA12	alpha 12	-0.005203906	-0.003397692	0.00703227	-0.002917789	0.014941095	0.02201451	-0.009179033	0.023139581	0.005713361	0.018586674	0.01291044	0.016244593	0.007526165
R70868	R70868	Data not found	-0.004303699	-0.026632167	0.001995241	-0.002706535	0.017087035	-0.001175074	0.005009691	0.008528554	0.008473663	0.012076162	0.018894144	-0.013143665	-0.012253698
AI890849	ALDH2	dehydrogenase	0.008818664	-0.018442482	0.001036953	-0.005325982	0.016562504	0.005868033	0.02188693	0.015836264	0.007525598	0.020927339	0.01117314	0.014786083	0.01893028
N30191	CCK	cholecystokinin	0.004021708	-0.002319611	0.034131011	-0.001436723	0.025092483	0.027914804	-0.007208385	0.002867286	0.014567926	0.031591337	0.014234361	0.035854308	0.003821507
AA486218	ACTR2	mRNA; cDNA	0.007175171	-0.00740258	-0.004378883	0.018034301	0.007112959	0.009454188	0.013510414	0.002306618	-0.008393911	0.020946014	0.008989874	-0.003148247	-0.002356884
AA608519	BAZ1A	Data not found	-0.011325	-0.017967442	-0.012584328	0.007718586	0.026619816	-0.000843367	0.006390146	0.014682708	-0.003342428	-0.000989618	0.00103939	0.002064752	-0.003356667
AA283024	LOC51696	homolog of	-0.001784987	-0.031860033	-0.006222809	-0.009368624	0.01566993	0.003528816	0.000325175	-0.014135112	0.014295445	-0.009919909	-0.011392052	0.007884828	-0.009847979
AA412712	FNBP3	protein 3	0.003529047	-0.013433045	-0.009838985	-0.010629687	0.009450112	-0.004958254	0.009973546	0.002045552	-0.003966231	-0.000299412	-0.010475745	0.010964435	-0.000362158
AI968672	IL6ST	signal	0.011897187	-0.011273812	0.010757465	0.01020517	0.010543264	-0.021851054	0.015947266	0.004598369	-0.002840856	-0.016050915	-0.024207381	-0.0103976	-0.008907605
AA074677	AA074677	ESTs	-0.003392437	-0.010731582	0.003322625	-0.003734426	0.017723295	0.017955988	0.01469526	0.012393158	0.011442957	0.020912029	0.017350029	0.014171167	0.019233514
AA411814	PSEN1	(Alzheimer	0.000293912	-0.005831881	-0.010589835	-0.008128439	0.013320376	0.023106091	0.003483391	0.016404219	0.005976614	0.022265831	0.021499361	-0.006503662	-0.005175899
AA598526	HIF1A	inducible factor	-0.006313637	-0.010503258	-0.006015151	-0.002482943	0.001616843	0.002886394	-0.005974338	0.006558719	-0.013863254	-0.003813585	-0.010688102	-0.018485244	-0.001118745
AA101875	CSPG2	sulfate	0.003556498	0.027839145	-0.001087948	-0.010468969	-0.007079468	-0.001337823	-0.004680682	-0.01235067	-0.007455365	-0.009736249	-0.008180214	-0.006714184	0.0047956
AA670286	RPS6KC1	protein S6	0.009495932	-0.002725166	0.007584647	-0.009331086	-0.002658688	-0.005705687	-0.013235459	-0.006570009	0.003236525	-0.010339794	-0.004855678	-0.002297842	-0.007680227
H22563	H22563	mRNA; cDNA	0.002707362	-0.007545191	0.00432412	-0.001287037	-0.009481729	-0.016649275	0.017593407	0.00216269	-0.005444997	-0.003473397	-0.001628274	-0.005749598	-0.001857677
N57551	FXR1	retardation,	0.005452902	-0.001112586	-0.00353443	-0.007057493	-0.008439882	-0.001509892	-0.008826232	-0.01079558	-0.010777888	-0.018542711	-0.005030685	-0.024259167	-0.013011122
AA418852	LOC51295	ECSIT	-0.00664506	0.00019285	-0.007608481	-0.016664072	-0.002447373	0.000364338	0.011388502	-0.004016996	0.003664331	0.001656643	0.0091227	-0.007553924	-0.000783576
AA463629	KIAA0721	protein	0.009509962	-0.002784228	0.002788304	-0.003648252	-0.005107898	-0.013807655	-0.006151303	-0.007473339	0.007271187	0.010247717	-0.00555553	0.009193632	0.000577279
AA453473	AA453473	mRNA full	0.002596953	0.005264469	-0.003997093	-0.00428704	-0.000402378	-0.003656659	-0.0024457	-0.000149045	0.004057269	0.003799503	-0.006227948	0.011571571	-0.002275506
R72097	R72097	group I	0.012396173	0.014199691	-0.013473948	-0.00903133	-0.005704932	0.011755134	0.01010659	0.007222612	-0.002097942	-0.005349872	-0.006578831	0.01851379	0.014132103
AA063637	PPT1	thioesterase 1	-2.9948E-05	0.014295683	-0.004928195	0.01291892	0.004165294	-0.000901192	0.001762049	-0.002690683	0.007053988	0.00478696	0.01325365	0.002870113	0.01275821
AA284234	AA284234	Data not found	-0.003982384	-0.009706124	-0.011493142	0.012394852	0.004102985	-0.00076765	-0.008661059	0.001772108	-0.006507302	0.006867132	-0.003508233	0.003213202	0.002147201
AA464612	MRPS18B	ribosomal	0.004146098	0.000427135	0.002468423	0.007653864	-0.018453512	-0.005622117	-0.008279811	-0.020150096	-0.011790388	-0.012386398	-0.007203748	0.000455791	0.008285889
AA044390	UGP2	pyrophosphoryla	-0.004181027	-0.001996799	-0.013187851	0.000844143	-0.003200927	-0.00689131	-0.011233218	-0.009017876	0.008569844	-0.00579461	-0.005561899	0.002859663	0.007228392
AA600217	ATF4	transcription	0.006056699	-0.005864689	0.001364681	-0.002602638	0.013099159	-0.004050336	-0.00268279	0.000363417	0.012180955	-0.002670141	-0.012547556	0.013794692	0.022884233
AI350553	FLJ21019	protein	0.000812652	0.003040913	-0.015596857	-0.001911747	0.001819528	-0.006668911	-0.008315973	0.014503698	0.011654822	-0.010460112	0.000907637	-0.000553962	-0.003480062
AA485377	FOS	murine	-0.002291139	0.008928114	-0.00288236	-0.011299012	0.000160519	-0.004226994	-0.005201713	0.008540892	-0.003638982	-0.008891372	-0.001911414	0.018010938	0.009622647
AA418544	AA418544	clone	0.015373861	0.013261506	-0.003201469	-0.004461777	-0.025416247	-0.007678976	-0.000255749	-0.011541051	0.000518853	-0.011222018	-0.021175585	0.00887077	6.62171E-05
AI828088	CDKN1C	dependent	0.003847252	-0.010030884	0.001051048	0.012602382	-0.006133834	-0.008498866	-0.002720642	-0.017420482	0.004996338	0.006501491	0.001357638	0.004836309	0.009636186
AA953294	SSNA1	syndrome	-0.020376962	-0.00711164	-0.022344604	-0.007460375	0.000654227	-0.004702972	-0.024509806	-0.007701104	0.010648508	7.37527E-05	-0.002035716	-0.002813755	0.00159245
H53340	MT1G	1G	-0.002442186	0.009814507	0.007363133	-0.006580381	-0.008659853	0.010055073	0.011254243	-0.001917621	0.011869648	-0.000950924	0.004044335	0.018138745	0.017699751
H77597	MT1H	1H	0.000111814	0.010111293	0.007297346	-0.005130723	-0.010120315	0.008062777	0.009905909	-0.003764916	0.01267272	-0.001950857	0.001722414	0.015864051	0.015987126
N55459	RNAHP	RNA helicase-	-0.002770774	0.008638549	0.00796402	-0.005079323	-0.009137677	0.009836739	0.011228951	-0.001895495	0.012235207	-0.002425469	0.002083545	0.017065306	0.019743771
H93508	DKFZP566K023	protein	-0.003779883	-0.001241844	0.005425702	-0.006630805	-0.016360612	0.001456074	0.011343222	-0.001711745	0.011646548	-0.005394692	-0.002724901	0.021599695	0.018118697
AA999679	PCDHGA8	gamma	0.00907023	0.00670999	0.005607237	-0.004462379	-0.010102223	0.005418903	0.009149485	-0.003890862	0.015194255	-0.001128681	0.000337216	0.016290108	0.017256351
AA115304	3	protein	-0.008445226	0.012554609	-0.008517088	-0.012144811	-0.014133535	-0.008190108	0.002082335	-0.022564631	-0.006393658	-0.022227194	-0.008824939	0.003641815	-0.012881736
AI185567	AI185567	clone 24528	0.001274933	0.000791509	-0.011660007	-0.002401281	0.002375993	-0.00544083	0.000571391	-0.000664718	0.0033122	-0.014428873	-0.006863803	0.001262458	-0.005466825
AA436410	BCAT2	aminotransferas	0.012620334	0.007598501	-0.00548691	0.008478427	-0.008021576	-0.009092461	0.006290561	-0.000353202	0.005088686	-0.010031248	-0.007387846	0.007552481	0.008825101
R42177	KIAA0759	protein	-0.010122388	-0.001866983	-0.001764853	0.016307724	-0.009764111	-0.006075804	-0.004448446	-0.008927367	-0.011137422	-0.011760369	-0.013059466	-0.000661105	-0.007120588
AA490843	AA490843	promoting	-0.003728463	0.004612184	-0.010944966	0.006679742	-0.017380261	-0.001891338	-0.012908226	-0.008506584	-0.005838528	-0.011952343	-0.004390008	0.002058503	-0.01000364
AB017116	AB017116	Data not found	0.008582524	0.007258259	0.001359835	0.023294922	-0.007973486	0.00354518	-0.009983298	-0.006646138	-0.007039142	-0.003804293	0.003125622	0.007206594	0.016285076
AA450205	TLOC1	protein 1	0.007280997	0.004174776	0.007785191	-0.004810527	-0.012201877	-0.003564226	0.01126937	0.00011167	-0.006131359	-0.016884251	-0.011604286	0.005350049	-0.001500884
AA022886	RDGBB	degeneration B	-0.005594191	0.006400628	-0.018173655	0.005353645	-0.012986994	-0.019879958	-0.015887525	0.008623341	-0.003888512	-0.015230948	-0.014869178	0.006755333	0.005644
AB017269	TMEFF2	protein with EGF-	-0.003594586	-0.000159925	-0.004639969	-0.001911149	-0.013404097	-0.003914746	6.575E-05	-0.01334318	0.003806205	0.017512282	-0.002094687	0.006880723	-0.000254149
AA279748	FLJ10512	protein	-0.002330723	-0.00030498	-0.011579041	-0.010816361	-0.013993551	-0.013403487	-0.019142041	-0.015845937	-0.021935724	-0.017741915	-0.015565825	0.002769354	-0.002688524
AA621342	DKFZP564B167	protein	0.007532079	-0.000822887	0.000655191	-0.008083725	-0.001832543	-0.00560859	-0.003630861	-0.001774296	-0.005472084	-0.001366593	-0.001318352	-0.003350566	0.007807556

Acc no	Symbol	Name	ab093 D	ab066 D	ab077 IM	ab148 D	ab199 IM	ab171 IM	ab159 CG	ab020 IM	ab061a IM	ab104 IM	ab047 IM	ab106 IM	ab129 IM
AI871665	ACAT1	Coenzyme A	0.010957158	0.007476158	0.007553937	-0.000156844	-0.001374149	0.003585717	-0.000997363	-0.004404262	0.006455018	-0.002937308	-0.002818598	0.017557871	0.014247281
AI014441	TPD52L1	D52-like 1	0.006812727	0.00083981	0.00236992	0.0015335	-0.01103066	-0.010975561	-0.004859399	-0.005550214	0.000376277	9.07355E-06	-0.00964849	0.006724555	0.008757976
AI969670	LDHB	dehydrogenase	0.003048004	0.006240991	0.001796416	0.001735041	-0.010321064	-0.009597455	-0.000891947	-0.001306214	0.001773354	-0.00985567	-0.010357835	0.008942921	0.005546806
H12044	PIR121	FMR1	0.01077488	0.014626042	-0.007163309	0.011453182	0.006270338	-0.002606357	-0.000948059	0.005781828	0.00826211	-0.002247803	-0.008694788	0.013946076	0.007853507
AA777774	AA777774	clone 24630	-4.02262E-05	0.005336225	-0.007878827	-0.006062636	-0.007023855	0.000832475	-0.001560597	0.000267659	0.000937369	0.004440728	0.001423076	0.023649181	0.007167025
NM_000218	KCNQ1	voltage-gated	0.002767924	-0.002478403	0.00053131	-0.004706962	0.001962512	0.002489469	-0.00617504	0.005013686	-0.002737433	-0.002619072	-0.004760757	0.014021707	0.012510451
H15662	CYLN2	linker 2	-0.002959123	0.002335057	-0.005287385	-0.001369372	-0.001759452	0.006675418	-0.0088994	0.011429128	0.001912386	0.001918843	-0.009059304	0.012425032	0.009501463
AA779401	ME3	NADP(+)-	0.00614777	0.012539015	-0.003304252	0.00201608	0.002470255	-0.004481127	-0.002103161	0.001830382	0.002558256	-0.002281546	-0.00333043	0.003649039	0.006373972
AA490887	KIAA0655	ESTs	-0.004487548	0.001958174	-0.010876404	0.007774128	-0.000516052	-0.000439415	0.0005502	-0.002645923	-0.008769709	0.005510572	-0.003855451	0.00927518	0.004085973
AI364688	TM7SF2	7 superfamily	0.007719884	0.004079568	-0.00513684	3.30843E-05	-0.000438367	-0.002821515	0.001335209	0.001147744	0.004614062	-0.004646912	0.002530027	0.016820294	0.01310944
AA702150	AA702150	unc93	0.012703456	0.010626111	-0.005043528	-0.000602759	-0.005468361	-0.008577651	-0.000603028	-0.002594254	0.000365049	-0.008920534	-0.003518794	0.01331507	0.015518791
N67017	LIFR	inhibitory factor	-0.000486757	0.00355603	-0.000837212	-9.06953E-05	-0.006537744	-0.004296346	0.009269014	-0.001102505	0.005439278	0.002724115	-0.003098037	0.00455963	0.003207825
AA490497	UBL3	ubiquitin-like 3	0.001644914	-0.002720192	-0.009196339	-0.012228111	0.010851168	0.000353302	0.008811905	0.001660374	0.000520333	-0.005961249	-0.012448371	0.017710403	0.019324043
AI199182	KIAA0615	protein 1	0.004987184	0.010138179	-0.007110388	0.009726534	-0.004806907	0.000453805	-0.007090796	-0.000140501	-0.00472657	0.001710679	0.010725673	0.005100672	0.004085738
AA131466	FLJ12666	ESTs	0.006842048	0.006301818	0.004327773	0.004810824	-0.000227067	-0.004349491	0.008935384	0.000617606	0.007901338	-0.000382888	-0.006314801	0.006369721	0.007496086
AI000103	GLUL	ammonia ligase	0.004553234	0.00393635	-0.005899658	-0.004461194	0.000961623	-0.010027544	0.00126219	0.003265502	-0.006735007	-0.007292049	-0.014025663	0.016237308	0.016771885
R52658	Rab11-FIP2	protein	0.011807187	0.016070145	-0.00039425	-0.000334274	-0.001673046	-0.004629956	-0.002603588	0.001643682	0.003221178	-0.002574379	-0.008306548	0.021369247	0.010967365
W45518	SLC4A2	family 4, anion	0.008496519	0.010935932	-0.00797077	-0.003633066	-0.005014362	-0.010376884	-0.007463535	0.001215651	-0.00521721	-0.010217899	-0.010389229	0.014856143	0.012729105
AA133129	TCEB3	elongation factor	0.003295754	-0.001671919	-0.010282045	-0.005540205	-0.000159115	-0.003297519	0.007164845	0.002127674	-0.01072386	-0.00187189	-0.007519167	0.007790875	0.010670208
AA025150	FBP2	bisphosphatase	0.002677057	0.007132407	-0.003385412	-0.003493429	-0.003804014	0.002850082	0.006692874	-0.000665211	0.009535479	0.009852725	0.005357081	0.013164972	0.018569081
AA682851	C12orf8	open reading	-0.007855958	-0.004062288	-0.016178102	-0.003174488	0.000484951	-0.00429852	0.006374324	0.00082904	-0.000620889	-0.007160331	-0.003160044	0.001156033	0.00331302
AW058221	LIPF	lipase, gastric	0.01000249	0.016152685	-0.007385091	-0.003321814	-0.006313874	0.009827296	0.018608737	0.006705753	-0.000993199	-0.00042014	-0.001205457	0.0225996	0.018718908
H62162	HPN	(transmembrane	0.00737173	0.003867961	-0.002857494	0.002170689	-0.00318946	-0.002266043	-0.005271206	0.001530351	-0.005416625	0.003824933	-0.008990216	0.006855924	0.008984519
AA421269	PIK4CA	sitol 4-kinase,	0.012379283	0.01763692	-0.00532778	-0.000119417	-0.0049341	0.007781594	0.002929668	0.003995615	-1.45429E-06	-0.00099855	-0.007021259	0.023979074	0.013994963
AA932521	FKBP4	protein 4, 59kDa	-0.002730152	0.000592892	-0.011110102	-0.015387008	-0.019121861	-0.006561665	-0.00992264	-0.008711798	-0.010434829	-0.008745485	-0.005236108	0.004495884	0.001326499
AA970760	HSD17B2	(17-beta)	-0.008206306	0.003673947	-0.014589295	-0.013912404	-0.007653778	-0.015018326	-0.014626638	-0.010722065	-0.008919716	-0.010009465	-0.005972389	-0.002054297	-0.002253833
N70714	PXMP2	membrane	0.005459719	0.007052962	0.001851915	-0.005704509	-0.009644777	0.002958774	0.001001994	-0.000154946	0.003732665	0.000588518	0.004931011	0.020691411	0.015378528
AA976851	KIAA1423	protein	0.013588487	0.013303777	0.000579633	-0.001598284	-0.010946923	-0.006885276	-0.003504951	-0.007803224	0.008713466	-0.00354404	-0.009695561	0.016564014	0.006565191
AA620556	PECI	D3,D2-enoyl-	0.006209217	0.012547964	0.005060883	0.000377929	-0.0032335	0.005694465	-0.003437865	0.000180595	0.002863499	-0.004202468	0.006182252	0.01139627	0.009078316
AA430698	SYPL	like protein	0.011635079	0.016809794	-0.004537258	-0.001421384	-0.003914035	0.00448265	-0.000406284	0.000206131	-0.003520838	-0.011965413	-0.008456559	0.022522264	0.012371493
R39954	DLG4	Data not found	-0.002296329	0.013072083	-0.007858451	-0.00579165	0.000464927	-0.006557781	0.006527463	0.0011068	-0.01101753	0.00278929	-0.00450583	-0.001513191	0.001058636
AI732400	AI732400	Data not found	-0.002518949	0.011439404	-0.011314626	-0.004473214	-0.005485814	-0.006058531	0.006598528	0.002922189	-0.015199067	0.001855635	-0.007174051	-0.003426692	-6.44795E-06
AA457047	KIAA0084	protein	0.003401331	0.016119	-0.003480626	-0.002483687	-0.011914633	-0.007288047	0.003569936	-0.001203723	-0.005529889	0.004319353	-0.004929233	0.002049753	0.001349469
AA429281	MGC10433	protein	-0.001419928	0.01072867	-0.007903044	-0.001710387	-0.002708883	-0.006901096	0.009298079	0.001931859	-0.010607579	-0.001289831	-0.004696876	-0.008257089	0.001446021
N62562	LOC55977	Similar to	-0.000423117	0.011396193	-0.0043777	-0.001175513	0.000162173	-0.006590618	0.005399141	0.002160544	-0.003873615	-0.004736535	-0.0051181	0.003120201	-0.002188245
N73827	KIAA1504	protein	0.002676468	0.006964491	0.00099053	0.002247372	-0.00666697	-0.002760834	0.003685558	9.10947E-05	0.003183268	-0.007786082	-0.007008095	0.005592769	0.010503326
W01011	SAH	associated	0.001512361	0.009110517	0.00107797	-0.004038953	-0.009532706	-0.002375422	0.001394627	0.002308112	-0.003124627	-0.002926372	-0.006618874	0.004981901	0.005570815
AA181333	KIAA0103	product	0.000846562	0.009799053	0.000508952	0.004523447	2.53363E-05	0.002571256	0.004230673	-0.000957736	0.007048029	0.000120661	-0.002334207	0.008362135	0.009743154
AA482224	TMEM4	protein 4	0.001439969	0.011183142	0.001659078	0.004331292	-0.003525409	0.000854804	0.006407623	0.000773289	0.006784054	0.001123539	-0.004227454	0.011725986	0.007013477
AA454098	KNSL5	(mitotic kinesin-	0.000751634	0.004104744	-0.022232863	-0.000868092	-0.005855598	-0.004804182	-0.01538896	-0.013603481	-0.002843959	-0.024699383	-0.014515917	0.009721469	-0.002402523
AA810225	GPR30	coupled	0.008866046	0.016393727	-0.002099416	-0.002140966	-0.003623293	0.00476747	-0.000373781	0.003564907	0.006948232	0.001395553	-0.002706708	0.014775057	0.007966022
AA485358	NIFIE14	transmembrane	-0.004828565	0.006577277	-0.013308805	-0.014857071	-0.016261895	-0.010727333	-0.034280854	-0.005547109	-0.010188758	-0.017920087	-0.001952237	-0.01644494	0.002503571
AA152347	GSTA4	transferase A4	0.007097894	0.010907746	-0.000354467	-0.001509871	-0.007211064	0.00215149	0.002680138	-0.000907251	0.003573704	0.000800783	0.000816569	0.005021666	0.00979393
AA968514	WBP1	protein	0.000551821	0.011626973	0.00030578	0.008406439	0.000672074	-0.004153488	-0.00010818	0.003437845	-0.001981145	-0.002695411	-0.003098027	0.009967289	0.00608954
AA424509	KIAA1049	protein	0.006619682	0.001541151	0.008433602	-0.002021714	-0.006995705	-0.000637313	-0.000457393	-0.001360409	-0.00074123	-0.007772928	-0.002022854	0.010816867	-0.001425413
H18950	SLC13A3	family 13	0.003022402	0.006376897	-0.008347232	-0.005798055	-0.004361793	-0.010227589	0.000439364	-9.44274E-05	-0.003081715	-0.008827776	-0.00888126	0.000924646	-0.003694425
R20729	SH3GL2	GRB2-like 2	0.003160989	0.008154768	-0.01089902	-0.002400602	-0.006060205	0.007093844	0.002779806	-0.00105781	0.006539644	0.000759076	0.000243963	0.005263892	0.007543218
AA431408	DKFZP566D193	protein	-1.43915E-05	0.009848657	-0.001917072	0.004442251	-0.010769458	-0.005599783	0.000247064	-0.009071938	-0.006853764	-0.018445377	-0.007679392	0.006092685	0.006477392
AA418395	DPP7	ase 7	0.000411085	0.017818794	-0.004859426	0.004516388	-0.008173376	-0.013150188	-0.017103696	-0.006646251	-0.006819495	-0.010387504	-0.026055261	-0.014309189	-0.014486507
T68844	T68844	Moderately	-0.009280173	-0.0086482	0.007090978	0.00135869	-0.001730981	0.002586134	-0.007028459	0.010239466	0.008749141	0.001983512	-0.004814078	-0.000175625	0.004569911
AA479106	FLJ10637	protein	0.001264039	0.009368973	0.00037201	-0.015719496	-0.005208456	-0.000407742	-0.014355957	-0.012852798	-0.013758978	-0.017200103	-0.004075943	-0.007797955	-0.018012692
AA977242	CIRBP	RNA binding	0.00865246	0.004961703	0.009640581	0.007984328	-0.001021321	0.00204808	0.000399203	0.002816267	0.0172535	-0.00872152	-0.004910637	0.001231239	0.001227485
AA160913	PDE9A	se 9A	-0.003418899	-0.000329528	-0.004836332	-0.001646934	0.004660215	0.001050918	0.004481677	0.013724043	-0.004015621	-0.008814878	-0.011982445	0.00715424	0.000476253
AA431321	TRIP7	group	0.004041611	0.004926324	0.005385901	0.013436678	-0.015161503	-0.005233451	0.00011858	-0.01015632	-0.004823518	0.000285012	-0.008229039	-0.0079509	0.001012581
AA489523	EEF1D	translation	0.004362727	0.010254053	0.001760973	0.016519323	-0.003493359	-0.007940343	-0.001089757	-0.004761098	0.003449306	-0.009865919	-0.011928508	-0.005021695	-0.005686735
AA447986	DNAJC4	homolog,	0.00082603	0.010594076	-0.000445828	0.015536009	0.002999292	0.000873233	-0.003982624	0.005802513	0.001557691	-0.000518543	-0.002210972	0.007183545	0.004385722
T54926	SNRPN	ribonucleoprotei	0.015538219	0.00417705	0.00892129	0.000996189	-0.002482209	-0.004838048	-0.004521997	0.00242329	0.010612231	-0.009726756	-0.017271193	0.00819435	0.003655247
AA456571	BSCL2	Seip congenital	-0.010626351	-0.005549537	-0.005942523	-0.002942092	-0.004067947	-0.01043198	-0.024969916	0.000296691	-0.011926822	-0.003913328	0.002281434	-0.005940318	-0.011372745
AA663435	TRIM28	containing 28	-0.016198355	-0.001296811	-0.009218223	0.004986416	-0.005994974	-0.00525838	-0.019531988	-0.014969293	0.009959932	0.001311085	-0.001990026	-0.006877787	-0.008220184
AA985442	MANBA	beta A,	0.00162317	0.003284059	-0.008924533	-0.000648112	-0.024295649	-0.006120137	0.002985216	-0.014673806	-0.00653237	-0.008841562	-0.009468166	-0.016246924	0.007255108

Acc no	Symbol	Name	ab093 D	ab066 D	ab077 IM	ab148 D	ab199 IM	ab171 IM	ab159 CG	ab020 IM	ab061a IM	ab104 IM	ab047 IM	ab106 IM	ab129 IM
H10995	H10995	mRNA full	0.011731902	0.037127287	0.002004978	0.008797666	-0.00868547	-0.009473538	-0.008637115	-0.010215332	-0.002868804	-0.013994931	-0.006329595	-0.013916097	-0.000330998
AA630302	NRD1	arginine dibasic	-0.014287445	0.00197456	-0.015257351	0.008155249	0.004230228	-0.009416608	-0.01557908	-0.003956346	-0.000840574	-0.016606533	-0.023055093	-0.018228794	-0.006360121
R76263	R76263	Data not found	-0.012554402	-0.004476991	-0.004869088	-0.008285903	-0.000801884	0.001605549	-0.013611356	-0.005078413	-0.004793683	0.001102783	-0.011321768	0.007168053	0.008020157
U68566	U68566	protein	0.0002131	-0.006117717	-0.004079034	-0.007539435	0.001615508	0.000447823	-0.015805935	0.001312638	0.004610358	-0.005328706	-0.010968047	0.005049879	0.000235517
H11718	KIAA0555	product	0.009247111	-0.006260954	-0.013178752	0.011532452	-0.006878631	-0.002031711	-0.026442796	-0.01344152	0.001548682	0.001538219	-0.016013082	-0.013609435	-0.013093153
AA017043	HTATIP	interactive	0.008043536	0.007309089	0.010039278	0.009030541	0.000745106	-0.001744147	-0.007712071	-0.019094361	0.010374403	-0.001914913	-0.004164408	0.002487676	-0.000371405
AA029308	MTCP1	proliferation 1	0.003161101	0.003553617	0.010309864	-0.000143535	-0.024006681	0.016999568	-0.008142417	-0.011827881	0.005141722	-0.009769264	-0.001097963	-0.014507204	0.011171654
AA009697	CDC42	similar to Cdc42	0.005321026	0.002589642	-0.001174783	0.009613711	0.001026025	-0.005333088	0.001413396	0.00764703	0.012775826	0.001457801	-0.007461884	-0.001109538	-0.016964051
R42233	R42233	s 4	0.015134568	0.014884137	0.004015164	0.007464311	-0.010899804	-0.012808602	-0.002477625	0.003551891	-0.014898231	-0.01019081	-0.002550866	-0.002849307	-0.010446086

Acc no	Symbol	Name	ab055 CG	ab132 CG	ab144 IM	ab002 CG	ab010 IM	ab084 CG	ab074 IM	ab072 IM	ab035 IM	ab192 CG	ab117 N	ab116 D	ab124 CG
R43217	HMG17L3	group	0.007626384	0.00373017	-0.011183098	-0.001955582	0.007477066	-0.01129725	0.009465538	0.008618535	0.006147614	-0.027310289	-0.00256194	-0.01360167	-0.002484761
AA449321	AA449321	cDNA FLJ12280	0.024018807	0.009426638	0.026145306	0.011083826	0.021587156	0.009495613	0.010443373	0.007382416	0.016940396	-0.012252033	-0.001562947	-0.000455453	-0.012681872
W72697	CRA	resistance	0.001476164	0.000627265	0.010875733	0.003873728	0.006424898	-0.01189143	-0.008038377	-0.002622836	0.00823626	-0.009777244	-0.014007442	-0.017745416	-0.025418742
AA046639	LOC51312	mouse	0.00156233	-0.012470048	0.01844735	-0.000531679	0.024273923	0.002050591	0.001621288	0.014153092	0.021872636	-0.000287499	-0.003210423	-0.009465392	-0.012791289
AA465396	LOC51312	mouse	-0.004926277	-0.008507928	0.012591753	-0.001054106	0.012209193	0.016412174	0.005726874	0.020051176	0.018239371	-0.002667823	0.004207388	-0.012280032	-0.017699674
N27179	BST1	stromal cell	-0.000432596	1.5734E-05	0.00132579	-0.009299463	0.004010241	-0.021461584	-0.004254837	0.004118981	-0.006260521	-0.001104305	-0.008573703	-0.004969053	-0.022022886
R60044	R60044	transposable	0.026081424	0.01884707	0.010498408	-0.005381175	0.001718883	0.006019512	0.011079588	0.017940136	0.003409664	-0.024217089	-0.009806239	-0.004514486	-0.006053976
AA430524	CAPZB	(actin filament)	0.020155825	0.010444217	0.003308406	0.012281744	0.015051796	-0.005165256	-0.008112433	0.011158683	0.030116718	0.01087902	-0.019937863	-0.019657802	-0.001741132
AA419628	TCF7L2	factor 7-like 2 (T-	0.035325673	0.016729652	0.004423456	0.013261797	0.015149596	0.006915846	0.003336277	0.025076121	0.029484372	0.018667704	-0.003443781	-0.008382096	-0.012974367
AA160783	FAT	suppressor	0.011669458	0.00187453	0.013380821	0.007220581	0.015603988	-0.00957626	-0.002485931	0.005799334	0.021570982	-0.01495905	-0.015504575	-0.007806548	-0.011441937
AA487557	EPLIN	lost in neoplasm	0.024925736	0.019492326	0.023795133	0.014704869	0.021388936	-0.002196551	0.018649663	0.014259	0.023308133	-0.004238541	-0.009052896	-0.00598854	-0.008681397
AA497029	LDHA	dehydrogenase	-0.006951016	-0.011311231	-0.000720855	-0.003959347	0.001780345	-0.013081472	-0.00241044	-0.004252713	0.01121996	-0.014802292	-0.019819159	-0.013145989	-0.019854911
R55789	APBA2	(A4) precursor	0.001468971	-0.013364537	0.022474036	-0.003352845	0.010794152	0.003034696	0.007870037	0.001085957	0.022136081	-0.014299156	0.000876476	-0.000533126	-0.006764352
AA402915	ACY1	aminoacylase 1	0.002002436	-0.00248025	0.016107889	0.008045783	0.014589357	-0.007375364	1.29221E-05	-0.003229529	0.015336419	-0.00852793	-0.002322084	-0.00616117	-0.022416565
AA464139	BG1	dehydrogenase	-0.023114723	-0.007618246	0.010529593	-0.004479437	0.016060491	-0.000353928	0.009985697	0.000771558	0.019065058	-0.011582893	0.004485356	-0.013352619	-0.007755804
H99751	BG1	dehydrogenase	-0.000153589	-0.014537506	0.020113641	-0.011101513	0.00680563	-0.008302342	0.006877037	0.001502198	0.030381762	-0.0131263	-0.012889457	-0.012715545	-0.009127979
AA488288	CMAS	monophosphate	0.025016377	0.014020219	0.032681931	0.011217376	0.014191224	0.007217236	0.012800451	0.006929908	0.037417286	-0.016172823	-0.010745925	-0.000910386	-0.003694453
W55964	ARPC5	protein 2/3	0.005460709	0.003408869	-0.000782376	0.00237192	-0.003883802	-0.008770638	-0.008403266	0.00132494	0.012998689	-0.01114381	-0.008991463	-0.015308939	0.006489977
AA609598	YWHAZ	monooxygenase	0.011312296	0.009450937	0.003424641	0.001041182	0.002859495	-0.009021076	0.003454789	0.000867467	0.009451032	-0.009507861	-0.012652097	-0.010991991	-0.000835885
AA425401	STK24	kinase 24	0.024698598	0.020978555	0.018271931	0.018322423	0.019178342	-0.000291179	-0.000935143	0.023005753	0.014709804	-0.000950262	-0.002425799	-0.000133127	0.00383416
AA683581	B4GALT4	Gal:betaGlcNAc	0.034219067	0.03770052	0.015796208	0.014489205	0.020175575	0.008552205	0.006951909	0.03314122	0.014153227	-0.001628671	-0.003089107	0.000101727	0.005447534
AA130584	CEACAM5	c antigen-	0.014126163	0.018112348	0.013583847	0.007545382	0.00615904	-0.008219115	-0.002793012	0.016947461	0.017090451	-0.008595001	-0.016609554	-0.0135584	-0.011845012
AA454597	GOLPH2	phosphoprotein	0.023800723	0.0282365	0.018567065	0.022433736	0.020957839	0.009209033	0.020150074	0.036216187	0.015480234	0.000350949	-0.00219714	0.001524199	-0.003591879
AA133469	KRT20	cytokeratin 20	0.016713529	0.016632683	0.038679956	0.004731752	0.030179522	0.006265831	0.017757201	0.014880917	0.027266374	0.014625753	0.007395924	0.010309843	0.000693591
R02085	MGST3	glutathione S-	0.022045153	0.029857203	0.023515141	0.007157618	0.021878807	-0.007638205	-0.001291544	0.017547637	0.017200581	-0.005539992	-0.013928768	-0.011169131	-0.023886897
AA205649	ZNF254	protein 254	0.019987516	0.030231806	0.020743436	0.007454647	0.01942167	-0.004569134	0.00703076	0.019930077	0.017205139	-0.00801812	-0.004575046	-0.0130409	-0.018807809
AA130579	LGALS4	galactoside-	0.010881205	0.011502298	0.022196798	0.003340025	0.014950868	-0.00710407	0.003934761	0.008798469	0.018641485	-0.001630917	-0.009138927	-0.013452385	-0.010727685
AA679907	IDH2	dehydrogenase	0.009492799	0.010324611	0.022229954	-0.003554211	-0.000744722	-0.006253814	-0.004606904	-0.000890673	0.021145397	0.003563692	-0.013017498	-0.014461691	-0.00825946
AA630328	LGALS3	galactoside-	0.010689581	0.007600215	0.022403697	-0.003182522	-0.004428497	0.002448438	-2.90861E-05	0.003071993	0.029438792	-0.00312888	-0.012412362	-0.013790771	-0.01210423
AA284492	TSPAN-3	tetraspan 3	0.019708847	0.01663727	0.02822183	0.004119115	0.007689568	-0.007545513	0.001995663	0.017484815	0.032120515	-0.014313591	-0.019571875	-0.013509338	-0.008050789
AA011446	CASP3	apoptosis-	0.021192674	0.02139486	0.021136058	0.02684584	0.031752602	0.00147167	0.010518287	0.022453554	0.017746298	-0.002705132	-0.007704069	-0.003126535	-0.005653894
N69107	YWHAH	monooxygenase	0.018336843	0.02427392	0.001009467	0.000219387	0.011636109	-0.00075542	-0.002259557	0.028630289	0.001162227	-0.001480951	-0.016349248	-0.016880959	-0.005704547
AA043133	SLC16A1	family 16	0.019638534	0.008442456	0.005697175	0.012548993	0.015408673	-0.014143265	0.018438249	0.019873536	0.012991474	-0.000533753	-0.009366474	-0.002351204	-0.003930571
AA419015	ANXA4	annexin A4	0.008181996	0.002823897	0.003897211	0.013512879	0.007591918	-0.001371188	0.008904321	0.008145274	0.016434392	-0.003892252	-0.003669111	-0.00404587	-0.002920128
AA465495	FACL5	Coenzyme A	0.010131479	0.011157005	0.025096431	0.009685404	0.011777865	0.001153196	0.005990687	0.012583821	0.023123074	-0.011373795	-0.003254724	-0.005658471	-0.004451907
AA133212	NCOA4	coactivator 4	0.021185963	0.029839101	0.031024991	0.019725467	0.005771178	0.004125528	-0.000608753	0.009038426	0.033409853	-0.007374028	-0.00606871	0.008576694	0.001633363
AA446819	OAT	aminotransferas	-0.002566506	-0.005484457	0.029405544	0.003260429	0.006615464	0.006179146	-0.000186164	0.001117435	0.016059027	-0.010722927	-0.005618791	4.3335E-05	-0.004927729
W72792	EPHB2	EphB2	-0.010395375	-0.005568618	0.000466597	-0.004697985	-0.001114553	-0.005789966	-0.004618439	0.000291553	-0.001111143	-0.002782904	-0.01220092	-0.010892214	-0.013095606
H16833	SRD5A1	reductase, alpha	0.014500188	0.004892098	0.024317534	-0.000697355	0.00680775	0.004682124	-0.005945966	0.003794529	0.020564295	-0.009766369	-0.003934109	-0.013842581	-0.008250449
AA699679	NR1I2	subfamily 1,	0.004343247	0.001149734	0.029053503	-0.003609145	0.014387426	0.004558784	-4.16435E-05	-0.000436677	0.024098557	-0.006654744	0.000599311	-0.012439413	-0.018483932
AA884167	ANXA13	annexin A13	-0.001744761	-0.005629841	0.017409717	-0.011232265	0.004186393	0.001327847	0.005077361	-0.011326373	0.012443301	-0.014926468	-0.003075306	-0.005551411	-0.012267364
T60135	MGLL	Data not found	0.021802552	0.015788502	0.016815105	-0.000306571	0.01764595	0.009621615	-0.005471864	0.014723518	0.018694225	-0.001102804	-0.011588655	-0.021355441	-0.013894658
AA446822	LPIN1	lipin 1	0.024679839	0.018906671	0.013230266	-0.005608788	0.009237232	0.003460818	-0.002622343	0.015798779	0.022288084	-0.003541235	-0.009109633	-0.01742745	-0.013940789
AA421278	MTP	triglyceride	-0.010672419	-0.005336575	0.03040334	-4.58769E-05	0.022875398	0.005709579	0.008645894	-0.009749653	0.019539444	0.000746751	0.002530402	-0.00164132	-0.008239976
T61078	CPS1	phosphate	0.003637722	-0.003969163	0.026016033	-2.66485E-05	0.016841782	0.004946121	0.001961921	-0.005746575	0.025171155	-0.005800762	-0.001111665	-0.002979525	-0.000992307
AW009320	CDX1	homeo box	-0.006039909	-0.002752574	0.030961469	-0.003320918	0.012391852	0.002033261	8.7719E-05	-0.011806369	0.024962852	-0.005639276	-0.007342929	-0.004761686	-0.007540132
N73958	SCYA25	motif) ligand 25	-0.006417023	-0.000762234	0.035861386	0.005768078	0.029435342	0.005281993	0.014117283	-0.002406245	0.013450636	0.00313467	0.00104323	-0.003216877	-0.001733504
AI433892	CLDN15	claudin 15	-0.009013911	-0.001822202	0.030542792	0.004490388	0.017630763	0.005475682	0.008092728	-0.00867571	0.024589767	0.00134	0.001717903	-0.003446275	-0.001679186
N74131	N74131	(intestinal)	0.000747297	0.001031432	0.021994082	-0.011657247	-0.000919173	-0.008682467	-0.002722911	-0.009240796	0.019362673	-0.001419821	-0.012326612	-0.014830503	-0.010020898
AA778392	BENE	BENE protein	0.005402607	-0.008054792	0.032528197	0.000825513	0.011672815	-0.002675982	-0.002846984	-0.008777774	0.028806157	-0.002982841	-0.005593779	-0.008968021	-0.009936284
AI923531	DMBT1	malignant brain	-0.006212506	-0.012840472	0.024995624	0.001674427	0.020804956	-0.010372875	0.006794747	0.010355303	0.020655388	0.001606806	-0.009823147	-0.009056934	-0.010645418
AA876039	VIL1	protein	0.004880859	0.00543388	0.028482846	-0.003752235	0.007760171	-0.010826877	-0.00344926	-0.007506217	0.017872936	-0.001748	-0.014136053	-0.016009344	-0.014238875
AA846573	PLCB3	C, beta 3	0.008170129	0.000627627	0.028609221	0.008220393	0.018805052	-0.000667897	0.000145449	0.005933289	0.015271996	-0.001453643	-0.008230495	-0.020990207	-0.009171545
AW009764	CLCA1	channel, calcium	-0.007867298	-0.005960615	0.033520858	-0.002367468	0.020347724	0.003183684	0.018218875	-0.001920723	0.029021995	0.012522002	0.000437974	-0.003700254	-0.003558357
AI669875	FAM8A1	sequence	-0.007130693	-0.002696134	0.015147611	-0.003064801	0.01258135	0.002718274	-0.004123852	-0.008211981	0.013173333	0.004470932	-0.007330064	-0.00923333	4.76561E-05
AI651194	KIAA0708	protein	-0.00598067	-0.004539979	0.015219141	-0.00510103	0.015806117	0.004583665	0.000219026	-0.005342416	0.013055451	0.006783105	-0.003277059	-0.005516198	0.003880136
AI669320	GW112	expressed in	-0.007872582	-0.002801233	0.015033735	-0.010422885	0.01585303	0.004475935	0.000130625	-0.006931995	0.01561805	0.006650089	-0.005773934	-0.013777497	0.003222625
AA487488	CLDN7	claudin 7	-0.005641811	-0.012374631	0.016265867	-0.000382251	0.00239512	-0.00990706	-0.015126646	0.001555102	0.016466417	-0.012152425	-0.016898	-0.023860795	-0.012946025
T46924	ABP1	binding protein 1	0.010644638	0.010414392	0.021452171	-0.005491987	0.008622118	-0.012918311	-0.005475459	0.003763176	0.022654307	-0.016136172	-0.006969973	-0.010464599	-0.008711574
R62384	SLC6A2	family 6	-0.006835302	-0.002199138	0.008180582	-0.002647283	0.002245737	-0.008846619	-0.004194966	-0.012947061	0.006098054	-0.005329409	-0.016981398	-0.012997605	-0.008218713

Acc no	Symbol	Name	ab055 CG	ab132 CG	ab144 IM	ab002 CG	ab010 IM	ab084 CG	ab074 IM	ab072 IM	ab035 IM	ab192 CG	ab117 N	ab116 D	ab124 CG
AA025344	ARHC	gene family,	0.021042337	0.021113164	0.008370384	0.002382457	0.017679633	-0.002087583	-0.013222275	0.009870323	0.008141001	-0.007083456	-0.027832797	-0.022205602	-0.013134382
U78557	CRA	resistance	0.003591188	0.000529764	0.011706135	0.006142466	0.007428765	-0.011602711	-0.004782059	-0.000159973	0.006102406	-0.00995853	-0.018485976	-0.014125686	-0.023468979
AI732703	AI732703	Data not found	0.010858989	0.011515106	0.016918334	-0.011684909	0.004808301	0.005269296	-0.011438686	-0.00508364	0.013119806	-0.003615574	-0.004635813	-0.008904663	-0.003190593
T70999	UGT2B	glycosyltransfer	0.004002111	0.010360712	0.031468778	0.017030846	0.020530329	0.002044307	0.008320561	0.014726182	0.014832625	-0.013270568	0.003976079	-0.001143226	0.00029812
AA863469	LHFPL2	fusion partner-	0.013237837	0.011460733	0.012344126	-0.002719879	0.003451198	-0.006836226	-0.011996785	-0.006579406	0.007363048	0.016412574	-0.019529059	0.000189406	-4.2888E-05
AA410429	VASP	stimulated	0.015718419	0.020355989	0.004324334	0.007946004	0.001971039	-0.003575376	-0.002117579	0.018907603	0.0128118	0.016133523	-0.005383528	-0.006750695	0.008732089
AA703019	LOC51762	RAB-8b protein	0.003849572	0.011960292	-0.006691716	0.008973098	0.00333553	0.002876447	0.003027358	-0.009588776	-0.000636011	-0.00376229	-0.020270951	-0.009684153	0.011904363
AA181307	AHR	receptor	0.014477945	0.019272911	0.010668373	0.010358384	-0.020242891	0.007387011	0.002734221	0.007293647	0.01354899	0.01327979	-0.011531379	-0.011997856	0.004121766
AA856874	PACE	amino acid	0.028944734	0.014710062	0.018927731	0.013302425	0.015524255	0.011297069	0.007141191	0.017873073	0.017838632	0.006261367	-0.004567636	-0.001739025	-0.000943132
W95082	HSD11B2	(11-beta)	0.007610064	0.012739092	0.038233694	0.001288557	0.006501524	-0.004803111	0.002491214	0.001106915	0.025288358	-0.000723561	-0.001791054	-0.010402248	0.014208515
AA478647	ICAM3	adhesion	0.001799737	0.00757494	0.009408367	-0.004962882	0.006984834	-0.005204775	-0.000200323	-0.006594786	0.021530334	0.009498372	-0.012781986	-0.012910761	-0.017151116
H96235	ETS2	cDNA FLJ20528	-0.01187276	-0.012019438	-0.000472209	-0.003899019	-0.008806836	-0.003926105	0.015467539	-0.009931841	0.020858557	0.004432503	-0.014032714	-0.005751525	-0.012456696
AA447797	PLAT	activator, tissue	0.002784729	0.000508343	-0.009898645	0.017868312	0.006833433	0.003031011	0.008457081	0.01571188	0.00599542	0.003519421	-0.019919552	-0.010028	-0.005629266
AA677326	OTC	carbamoyltransf	0.004892755	0.005423542	0.03336536	0.005062389	0.020429238	0.00844935	0.002364069	-0.009271683	0.021388747	-0.009878098	0.008005826	-0.002055675	-0.008439154
AI651536	PCDHA12	alpha 12	-0.006046684	-0.002930309	0.009583175	0.00256142	0.000901396	-0.008870201	-0.011985056	-0.009630073	0.00550252	0.002635639	-0.009383258	-0.013630981	0.001660308
R70868	R70868	Data not found	0.019272549	0.019503553	0.011208294	0.008446665	0.010378881	0.001773518	0.007597203	0.022353638	0.020526344	-0.011346179	-0.01601177	-0.012210922	-0.013325082
AI890849	ALDH2	dehydrogenase	0.019871973	0.017846079	0.015010151	0.026564843	0.017836198	0.000235353	0.0102491	0.029808978	0.007796996	0.003001049	-0.001444996	0.003674043	0.004617932
N30191	CCK	cholecystokinin	0.006918675	0.007081999	0.00513193	0.007047902	0.002001147	-4.62121E-05	0.001904935	0.00616933	0.0021293	-0.007174135	0.00030012	0.002117969	-0.025031873
AA486218	ACTR2	mRNA; cDNA	0.003158356	-0.008931597	-0.00359084	-0.014578211	-0.010514838	-0.012972105	0.003764515	0.007110324	0.007950899	0.004137933	-0.017749668	-0.02525618	0.000393967
AA608519	BAZ1A	Data not found	0.002017943	0.005457415	0.006544565	0.006536226	0.014447392	-0.002148516	0.013581982	0.018330313	0.000663488	0.013900653	-0.00170532	0.005977352	-0.00037228
AA283024	LOC51696	homolog of	0.00558733	0.003037842	-0.00125899	0.013955871	-0.007337049	-0.013981957	0.00195267	-0.013342717	-0.012084174	-0.009028007	-0.011133557	-0.011041659	-0.001279127
AA412712	FNBP3	protein 3	0.005770861	0.015046489	0.006341837	0.003825741	0.000684139	-0.016367257	-0.001640267	0.005836468	-0.00154386	-0.008806917	-0.010582446	-0.008495081	0.008743669
AI968672	IL6ST	signal	0.004171586	0.008959815	0.003400371	0.012487759	-0.014931927	0.003578703	0.008271436	0.000274555	0.009309166	0.017640383	0.003007609	0.022722275	0.008053269
AA074677	AA074677	ESTs	0.026931966	0.026772333	0.020547594	0.005423085	0.022964968	0.007538486	0.008674646	0.009745043	0.016087037	0.005796448	-0.007073433	-0.003933583	-0.001989338
AA411814	PSEN1	(Alzheimer	0.001767735	0.023472501	0.011197267	0.005998422	0.005272635	-0.009312865	0.006548244	0.007468335	0.023520411	-0.006512938	-0.023310276	-0.012183439	-0.001380647
AA598526	HIF1A	inducible factor	-0.013341724	-0.008496585	-0.009271287	0.017595464	-0.0057911	-0.008715831	0.002640152	0.00537028	7.01885E-05	0.004017107	-0.013193038	-0.004429954	0.009282795
AA101875	CSPG2	sulfate	0.001418366	-0.00270059	-0.007637809	-0.00822583	-0.012221457	0.001834911	-0.010418061	-0.00993625	-0.007109325	0.006172751	-0.012616604	-0.004252627	-0.010515018
AA670286	RPS6KC1	protein S6	0.016550602	0.009719661	-0.002311819	-0.004955154	-0.00420404	0.007129024	-0.007934793	0.003836495	-0.012047001	0.001860553	-0.007805833	0.00293451	-0.009497761
H22563	H22563	mRNA; cDNA	-0.002886222	0.005016057	0.005523462	0.00609124	-0.001194649	0.008133773	0.003368154	-0.000435586	-0.002879304	0.002835414	0.009619735	0.010964296	0.007485666
N57551	FXR1	retardation,	-0.004027819	-0.003357288	-0.012737158	0.008729199	-0.014915201	0.006333321	-0.002092324	-0.000927958	-0.017868751	0.006092694	0.007504745	-0.028266372	0.007327447
AA418852	LOC51295	ECSIT	-0.007314992	-0.003575488	-0.006767187	0.003002634	0.017982217	-0.016992427	0.020984995	0.005811873	-0.025716943	0.00305195	0.022086105	-0.004757961	0.010986092
AA463629	KIAA0721	protein	-0.004116569	-0.00354713	0.009123704	0.003551166	0.003841927	0.009316831	-0.007065768	0.003054096	-0.016153578	0.024748664	0.016230036	0.012935029	0.000436147
AA453473	AA453473	mRNA full	-0.003425099	-0.005192907	0.015927009	0.015307446	-0.004414379	0.019851697	-0.000210161	-0.002313503	-0.015366953	0.031970905	0.026664827	0.035374732	0.020838184
R72097	R72097	group I	-0.012288694	-0.007850173	0.016595509	0.011869597	0.013409391	0.015637629	0.010493943	-0.01828371	-0.015982725	0.01367927	0.015631209	0.0145626	0.012289854
AA063637	PPT1	thioesterase 1	-0.005709132	-0.000406449	0.012257398	-0.002092315	0.001459868	0.008067908	-0.003249596	0.003323836	-0.005745341	0.01354046	0.016761391	0.003936506	0.007144083
AA284234	AA284234	Data not found	0.000504292	0.003884617	0.000719739	0.000937013	-0.006267996	0.004130263	0.004154474	0.000142415	-0.012418624	0.013960635	0.010065428	0.00157603	-0.003620623
AA464612	MRPS18B	ribosomal	-0.011711019	-0.013732944	0.000164625	-3.99183E-05	-0.000546394	-0.007678809	0.00097624	-0.007607417	-0.00472169	-0.005387832	0.018561544	0.000729308	-0.000714287
AA044390	UGP2	pyrophosphoryla	0.012878895	-0.006213077	0.009527867	0.003660242	0.00197358	-0.004659591	-0.002392499	0.007197041	-0.001069535	0.011329011	0.015435959	0.014973249	0.001033277
AA600217	ATF4	transcription	0.001127918	-0.001785825	-0.000403506	0.003005996	0.00862421	0.005292292	-0.001193708	0.006969226	-0.015750403	0.011264173	0.008367892	0.016340819	-0.001932959
AI350553	FLJ21019	protein	0.001320851	-0.003681726	0.005555676	0.002397573	0.011934011	0.010151271	-0.008750779	0.007730602	-0.004571527	0.010650325	0.019570486	0.020266753	-0.000997351
AA485377	FOS	murine	-0.009419034	-0.008055897	0.008629299	0.008239296	0.006886324	0.008326491	0.017059105	-0.011005577	-0.001456151	0.010704332	0.024166175	0.026151234	0.011922276
AA418544	AA418544	clone	-0.018097763	-0.018764638	-0.003361861	0.003265382	-0.001503147	0.006413012	-0.005336343	-0.020250873	-0.010271363	0.006178836	0.015704333	0.018299899	0.013811176
AI828088	CDKN1C	dependent	-0.008716305	0.000532901	0.015228828	-0.002826113	-0.006617952	0.006484687	-0.023754784	-0.006631956	8.9989E-05	0.001653731	0.010346686	0.003911255	0.00841207
AA953294	SSNA1	syndrome	0.006230271	0.005561197	-0.007597194	-0.019469277	0.016275817	0.002197273	-0.008913662	-0.007374661	-0.013718118	-0.007132654	0.015235911	-0.00772872	-0.008939774
H53340	MT1G	1G	-0.005464191	-0.001177761	0.020651615	0.002659504	0.001318119	-0.008759604	-0.007981723	-0.012637252	0.014984973	0.016607034	0.024966627	0.027964337	0.000823196
H77597	MT1H	1H	-0.006343306	-0.003866573	0.018089044	0.00048755	-0.00015437	-0.010589898	-0.008663914	-0.01480102	0.013297521	0.014377036	0.022219822	0.025390535	0.001275716
N55459	RNAHP	RNA helicase-	-0.006000009	-0.002967675	0.019572405	0.003331761	0.001994901	-0.007607792	-0.005236741	-0.010869492	0.015705362	0.014056523	0.022525093	0.026238432	0.00136256
H93508	DKFZP566K023	protein	-0.000569022	0.003312299	0.015162861	0.004272638	-0.001181809	-0.003292878	0.002431815	-0.016822919	0.015863975	0.009944776	0.024273502	0.023333071	-0.002217795
AA999679	PCDHGA8	gamma	-0.005206282	-0.005182657	0.01762142	-6.89157E-05	0.000959222	-0.000900726	-0.003856845	-0.013364955	0.014181572	0.011575518	0.026486169	0.027254017	0.001423864
AA115304	3	protein	-0.001384587	-0.008923735	-0.011202647	-0.014120975	-0.026657013	-0.011371678	-0.003841611	-0.014559734	-0.016734288	0.005176076	0.009970207	0.014877055	0.001660102
AI185567	AI185567	clone 24528	-0.007542045	-0.006795663	0.009782881	-0.004932841	0.013454026	-0.000626964	-0.008948111	-0.001946112	-0.025641746	0.007355668	0.008095195	0.00646229	-0.003152495
AA436410	BCAT2	aminotransferas	-0.010397888	-0.009568946	0.007321197	0.002337324	-0.000728027	0.012712839	-0.002660278	-0.00417257	-0.014646545	0.015897336	0.009110462	0.010081078	0.004864417
R42177	KIAA0759	protein	-0.011511338	-0.020594708	0.005753685	0.003216085	0.000385459	0.0001951	-0.005657991	-0.016862892	-0.007503473	0.014306584	0.008137846	-2.91712E-05	0.007970985
AA490843	AA490843	promoting	-0.014076058	-0.006015876	-0.008746513	0.002235366	-0.010256297	0.009719897	0.009631187	-0.002525085	-0.007827191	0.009682824	-0.000427712	-0.004633391	0.007751691
AB017116	AB017116	Data not found	-0.009812222	-0.01052689	0.014499344	0.001447483	0.002814189	0.018961511	-0.002865684	-0.010025888	-0.009189433	0.015643147	0.008836664	0.007470254	0.003631248
AA450205	TLOC1	protein 1	-0.00588716	0.000671438	0.00054177	0.002725468	-0.00201842	0.007128341	0.006711556	-0.000807977	0.001120498	0.003965483	0.008107154	0.016369016	0.00693927
AA022886	RDGBB	degeneration B	-0.01248201	-0.013127991	-0.005023354	0.003245808	-0.000637543	-0.000574006	-0.000479988	-0.017312511	-0.006336058	0.001289737	0.009903031	0.020272619	0.005365904
AB017269	TMEFF2	protein with EGF-	-0.003238688	-0.003060056	0.013513111	0.007191055	-0.000220765	0.023448289	-0.013879151	-0.008822239	-0.004823019	0.000751026	0.005586714	0.011069479	0.005920213
AA279748	FLJ10512	protein	-0.022260356	-0.01649096	-0.00970022	0.009343497	-0.001000977	0.004021378	-0.017848564	-0.016754345	-0.010320064	0.007714464	0.004376325	0.003709404	0.003647186
AA621342	DKFZP564B167	protein	-0.012000886	-0.007500442	0.018376417	0.012460122	0.005053493	0.014814062	0.00758687	0.000335473	0.001235136	-0.002505555	0.014257689	0.021878271	0.011663798

Acc no	Symbol	Name	ab055 CG	ab132 CG	ab144 IM	ab002 CG	ab010 IM	ab084 CG	ab074 IM	ab072 IM	ab035 IM	ab192 CG	ab117 N	ab116 D	ab124 CG
AI871665	ACAT1	Coenzyme A	0.007799084	-0.000542104	0.015804937	0.01731057	0.012989246	0.011829399	0.00189518	0.002844854	-0.008478774	0.015353414	0.003770513	0.009998747	0.005311541
AI014441	TPD52L1	D52-like 1	-0.010352639	-0.007167919	0.005268614	0.001301246	0.006144663	0.007581213	0.000340582	-0.011982469	-0.00718491	0.006246097	0.006753721	0.014616889	0.006357761
AI969670	LDHB	dehydrogenase	-0.010560056	-0.018499152	0.008373052	0.00930322	0.006439482	0.011156764	0.003563505	-0.009793475	-0.005309787	0.006728958	0.007510342	0.012087744	0.008919836
H12044	PIR121	FMR1	-0.006471436	-0.011585933	0.016638042	0.006222393	0.006338651	0.015690685	0.004456435	-0.000959197	-0.003423541	0.016139245	0.018622203	0.016627619	0.023034117
AA777774	AA777774	clone 24630	-0.005122049	-0.003164329	0.01380402	0.008860581	0.002280997	0.008530141	-0.000117807	0.01123065	-0.006317391	0.010005613	0.017426819	0.02028643	0.012282852
NM_000218	KCNQ1	voltage-gated	-0.003937138	-0.009047998	0.019713155	0.011089187	0.005891896	0.016804653	0.010044028	0.000882655	0.000202939	0.018331696	0.012586245	0.015780278	0.015111289
H15662	CYLN2	linker 2	-0.005844424	-0.015397944	0.017189182	0.017029907	0.015726094	0.018187622	0.014968581	0.001888697	-0.010245134	0.022788012	0.019233252	0.021817461	0.017361917
AA779401	ME3	NADP(+)-	0.005745571	0.001049511	0.015606349	0.016391259	0.009958615	0.011705733	0.01449649	0.003638699	-0.002676067	0.0158946	0.00920891	0.012386414	0.010392011
AA490887	KIAA0655	ESTs	0.000434533	0.000132399	0.013128653	0.006536234	0.01000025	0.014171298	0.00212553	7.0816E-05	0.000107038	0.007603127	0.01487571	0.006924209	0.00932066
AI364688	TM7SF2	7 superfamily	0.000210174	-0.005135366	0.01993968	0.01301343	0.007148537	0.023926322	0.000396354	-0.006235924	0.000966919	0.015854452	0.016744215	0.020669988	0.015702219
AA702150	AA702150	unc93	0.003934284	-0.00067217	0.01272265	0.009705401	0.006912045	0.018650335	0.004062596	0.002470176	-0.001607112	0.011501173	0.017832742	0.02127677	0.016580918
N67017	LIFR	inhibitory factor	-0.000875862	0.00132638	0.012362078	0.007152137	0.01567675	0.00611319	0.006533273	0.005679204	-0.012572548	0.013750803	0.00807867	0.015549246	0.012163604
AA490497	UBL3	ubiquitin-like 3	0.016472485	0.011281657	0.013116068	0.011916362	0.015504513	0.008472975	0.008119414	0.009238485	-0.005007008	0.01545483	0.008781985	0.014232174	0.019453161
AI199182	KIAA0615	protein 1	-0.002171822	-0.009727267	0.016274511	0.009208016	0.008125778	0.0105726	0.002310884	0.001518507	-0.002840796	0.011743234	0.009277394	0.010927661	0.019382185
AA131466	FLJ12666	ESTs	0.001645807	-0.000907058	0.017101145	0.00844658	0.005903972	0.015404768	0.005185866	0.002008941	-0.000622676	0.012133358	0.018276325	0.018144134	0.011029664
AI000103	GLUL	ammonia ligase	0.003064551	0.002511221	0.020519216	0.015144251	0.010102032	0.019328474	0.007131381	0.002852705	0.001030013	0.01396794	0.017758678	0.024675799	0.020382257
R52658	Rab11-FIP2	protein	-0.006686586	-0.008857627	0.025706113	0.006464231	0.005653953	0.019439541	0.001349759	-0.000962584	-0.008278672	0.018728179	0.017955623	0.024817279	0.021333699
W45518	SLC4A2	family 4, anion	-0.008536783	-0.01479839	0.017597162	0.009390284	0.008315006	0.010130619	0.006606121	-0.010711377	-0.004134402	0.025777089	0.012607725	0.015969811	0.011844901
AA133129	TCEB3	elongation factor	-0.005886813	0.000214594	-0.002713648	0.014379983	0.010728803	0.006769122	0.005038922	0.004256078	0.001754999	0.013359974	0.017945786	0.020571233	0.01136321
AA025150	FBP2	bisphosphatase	0.009833361	0.007471672	0.011301299	0.012262978	0.010942673	0.016968357	-0.000206076	0.004968959	-0.005746619	0.009498168	0.012052237	0.012574802	0.006768188
AA682851	C12orf8	open reading	0.004380577	0.004402107	0.009569558	0.005581108	-0.00355835	0.004126854	-0.001536763	0.000798695	-0.00160712	0.007952202	0.013489007	0.004889038	-0.003970605
AW058221	LIPF	lipase, gastric	-0.010301354	-0.006513512	0.022641992	0.015385719	0.014465762	0.016465863	0.000677484	-0.011800239	-0.003765223	0.01691838	0.017768421	0.021543598	0.013556437
H62162	HPN	(transmembrane	-0.001363038	-0.00223384	0.011588765	0.010307996	0.010080951	0.015702969	0.003224941	0.002323363	0.003423598	0.010593446	0.016793064	0.014867166	0.008984061
AA421269	PIK4CA	sitol 4-kinase,	-0.003599862	-0.004207562	0.019263322	0.016535579	0.014359968	0.02032322	0.010854108	-0.006296709	-0.007287004	0.016492412	0.022026158	0.027242113	0.011351367
AA932521	FKBP4	protein 4, 59kDa	-0.014432068	-0.000915889	0.002780262	-0.00436501	0.005072826	0.002625128	-0.011130664	-0.006642672	-0.000831907	-0.00797154	0.003457211	0.011437074	0.002258975
AA970760	HSD17B2	(17-beta)	-0.010854059	-0.001270945	0.005416034	-0.001224015	0.011533654	-0.00249634	-0.010343647	-0.006869151	-0.012980503	0.000899374	0.00445128	0.009716677	0.001046094
N70714	PXMP2	membrane	0.005463697	0.003742946	0.018800291	0.011336241	0.007056399	0.01671748	0.005247036	0.001377827	0.00584398	0.010480085	0.016406526	0.019318258	0.013538435
AA976851	KIAA1423	protein	0.004148971	-0.006653234	0.011235801	0.008394947	0.004591562	0.008952183	0.001499177	-0.006405763	0.006493311	0.008507041	0.014993946	0.019775822	0.009057341
AA620556	PECI	D3,D2-enoyl-	-0.006924026	-0.004803305	0.01843002	0.012298342	0.01113934	0.012850858	0.001418862	-0.001223256	-0.000602795	0.010087334	0.013396453	0.018856466	0.012071296
AA430698	SYPL	like protein	-0.009065862	-0.002363823	0.01842805	0.013353312	0.01338332	0.017165933	0.006896921	-0.008879529	-0.008587099	0.018648187	0.019706075	0.024534835	0.011244223
R39954	DLG4	Data not found	-0.003627691	-0.001669007	0.005720753	0.003600399	0.003782243	0.010161877	0.002175486	-0.002000508	-0.010007371	0.006311496	0.010311087	0.009159015	0.003074526
AI732400	AI732400	Data not found	-0.001702016	9.98733E-05	0.006544027	0.00643062	-0.000164592	0.008969151	0.002925158	0.000491172	-0.008302878	0.005187182	0.009682319	0.010783815	0.005807818
AA457047	KIAA0084	protein	0.005324334	0.003062667	0.007308257	0.012433027	-8.90343E-05	0.013339987	0.005454978	0.000808435	0.00270336	0.000175895	0.007031857	0.013299763	-0.000228759
AA429281	MGC10433	protein	-0.001415183	0.005322668	0.001209751	0.008130066	0.005472577	0.010554755	0.005615241	0.001322267	-0.002493391	0.002309406	0.008068897	0.013897609	-0.001749482
N62562	LOC55977	Similar to	-0.001561568	0.003527102	0.005039245	0.006888839	0.001875379	0.010528733	0.0044174	-0.000936646	-0.007906904	0.002968338	0.019356982	0.012717619	0.002720335
N73827	KIAA1504	protein	-0.003658576	-0.004859629	0.010593001	0.006163358	0.000334217	0.001799178	0.002303371	-0.009096234	-0.000745444	0.010177219	0.015507084	0.01241635	0.001859473
W01011	SAH	associated	-0.006515972	-0.004699051	0.012511709	0.007971596	0.005152845	0.006336658	-0.001352471	-0.00735565	0.00155534	0.005795019	0.012419868	0.014920177	0.00414358
AA181333	KIAA0103	product	-0.000834144	0.002300025	0.013389464	0.008452525	0.002854429	0.007426452	0.003543239	-0.000266436	-0.00545159	0.011221004	0.013658097	0.015793771	0.013769434
AA482224	TMEM4	protein 4	0.00336082	0.002278164	0.008794969	0.007520343	0.005584658	0.0049236	0.004155085	-0.001794712	-0.001086092	0.012212796	0.013667971	0.014502781	0.011158543
AA454098	KNSL5	(mitotic kinesin-	-0.014925201	-0.014470582	0.004791955	0.001878346	0.001790338	-0.001310322	-0.00490292	-0.017763311	-0.019066114	0.007763503	0.007913514	0.01193214	-3.39427E-05
AA810225	GPR30	coupled	-0.005234657	-0.001302002	0.012055736	0.015382989	0.015569299	0.015368936	0.003646963	-0.011600358	-0.003814077	0.018019456	0.009435931	0.015047929	0.007107574
AA485358	NIFIE14	transmembrane	-0.008447146	0.007518704	-0.014635149	-0.005931581	-0.006461921	-0.002392621	-0.014765363	-0.006988094	-0.022787855	-0.021622393	-0.007685447	-0.0021192	-0.014320204
AA152347	GSTA4	transferase A4	0.002227838	-0.001654613	0.014878786	0.006302335	0.010538153	0.015943414	-0.001907807	-0.000691892	-0.010557523	0.011002171	0.006352232	0.012236042	0.003036808
AA968514	WBP1	protein	0.002491641	0.00640387	0.01261141	0.016603133	0.010485326	0.015394981	0.002298412	-0.006156312	0.004696693	0.012822813	0.012885714	0.017061752	0.006522465
AA424509	KIAA1049	protein	-0.003267304	-0.0094135	0.00813708	0.005544049	-0.000205046	0.010095491	-0.001800582	-0.00347322	0.005066275	0.012510629	0.021833341	0.021667833	0.009894769
H18950	SLC13A3	family 13	-0.00610989	-0.01093756	0.006399115	5.54419E-05	0.002627759	0.002550219	0.00393081	-0.012216958	0.002085741	0.008957563	0.013826204	0.016662182	0.004222526
R20729	SH3GL2	GRB2-like 2	-0.010028198	-0.00048453	0.00290592	0.007958368	0.01224099	0.012877678	0.005720375	-0.01083841	-0.004900256	0.006534519	0.021591714	0.012750549	0.012824412
AA431408	DKFZP566D193	protein	0.003262494	0.00844227	0.013775089	0.001833386	0.004772064	-0.000994314	-0.001978266	-0.004468029	-0.02186166	0.012039257	0.012412527	0.006010329	0.005315552
AA418395	DPP7	ase 7	-0.010873688	-0.005095526	0.001389198	-0.0078546	-0.013184032	-0.002827863	-0.00735818	-0.011802237	-0.0085683	0.00670008	0.009681181	0.004610564	-4.92626E-05
T68844	T68844	Moderately	0.00072721	-0.012274139	-0.004255049	-0.011275424	0.00280928	0.002130274	0.00416346	-0.004930397	0.002135963	0.00408089	0.019437971	0.024007034	0.00402767
AA479106	FLJ10637	protein	-0.005092819	-0.013311685	-0.006726785	-0.01333914	-0.007508015	0.004490586	-0.022548305	-0.008455362	-0.017811113	0.002635176	0.005074603	-0.001990627	0.000209843
AA977242	CIRBP	RNA binding	0.000734455	-0.005741572	0.01036058	-0.001466903	-0.005699602	0.004830203	-0.001867656	-0.003907408	-0.007031506	0.012921486	0.008562869	0.007601791	0.01534031
AA160913	PDE9A	se 9A	0.006237232	-0.011915904	0.009242135	0.006788142	0.002255327	0.020385594	0.011958181	0.004977331	-0.003659878	0.012511366	0.023377579	0.025242781	0.027746773
AA431321	TRIP7	group	-0.01548546	-0.012818118	-0.009631413	0.008061106	-0.004930148	0.004049982	-0.00740825	-0.008735708	0.00018077	0.005753727	0.001579348	0.005899359	0.007495383
AA489523	EEF1D	translation	-0.010698868	-0.006876384	-0.010544702	-0.019324834	-0.002556808	0.007544156	-0.006887061	-0.00376974	-0.029441877	0.009736254	0.007087768	0.004699031	-0.002213882
AA447986	DNAJC4	homolog,	0.004783235	0.007269508	0.00450188	0.006235224	0.006488021	0.014208796	0.006904076	-0.000813581	0.001480054	0.008735573	0.010707141	0.009623379	0.011543759
T54926	SNRPN	ribonucleoprotei	-0.003333343	-0.000253986	-0.010968055	0.00323898	-0.000769311	0.019806454	0.007676973	-0.00321297	-0.007458095	0.005055806	0.006780027	0.017691675	0.006690584
AA456571	BSCL2	Seip congenital	-0.009326309	0.006814224	-0.009774588	-0.014923731	0.007458678	-0.000279507	-0.002779821	0.002694147	-0.019334385	0.004343425	0.005490558	0.008871148	-0.00950638
AA663435	TRIM28	containing 28	-0.014552728	-0.021284209	-0.014617711	-0.013507992	-0.01525828	-0.012979258	-0.016747525	-0.007023397	-0.002345356	-0.01158091	-0.002468671	-0.015411797	0.00199266
AA985442	MANBA	beta A,	-0.005551552	-0.007424336	-0.011548349	0.003826277	-0.005973617	0.012575065	-0.005354896	-0.011107061	-0.0071485	-0.0074494	-0.000224223	-0.001984588	0.019956573

Acc no	Symbol	Name	ab055 CG	ab132 CG	ab144 IM	ab002 CG	ab010 IM	ab084 CG	ab074 IM	ab072 IM	ab035 IM	ab192 CG	ab117 N	ab116 D	ab124 CG
H10995	H10995	mRNA full	-0.006246654	0.005759627	-0.014459707	-0.003910387	-0.012693542	0.00250003	-0.01005387	0.002094144	-0.023049615	-0.001901005	0.018998282	0.002093088	0.011119004
AA630302	NRD1	arginine dibasic	-0.002167831	-0.017586762	-0.021020041	-0.003888863	-0.009453929	-0.000284629	0.012063787	0.01063303	-0.027991674	0.004652408	0.007813745	-0.01092142	0.018838033
R76263	R76263	Data not found	-0.01545362	0.006001619	0.003587138	-0.013614095	0.003020975	0.001649451	-0.00232132	0.007043343	-0.013094519	0.0009699	0.008265999	0.012817159	0.005788159
U68566	U68566	protein	-0.008142695	0.011683339	-0.002889218	-0.005934098	0.001525275	0.007696641	0.005623715	-0.009951658	-0.005458617	-0.004887178	0.013010501	0.012595201	0.007903025
H11718	KIAA0555	product	-0.006649344	-0.015916126	-0.015633448	-0.015199649	0.003802344	-0.022862251	0.000780517	-0.009861142	-0.003557904	-0.000183257	0.00266963	-0.000321837	-0.006878959
AA017043	HTATIP	interactive	0.012324447	0.013690267	-0.002792671	0.007210828	-0.002579863	0.009361035	-0.004625209	0.004985951	-0.023751568	0.000922674	0.02088481	0.014788037	-0.009013536
AA029308	MTCP1	proliferation 1	-0.002128955	-0.004870668	-0.007311147	0.003982923	-0.005295027	0.014863298	-0.001733981	0.002438206	0.002218898	-0.006223982	0.012188654	-0.005804736	-0.000593568
AA009697	CDC42	similar to Cdc42	-0.001531963	-0.01272164	0.001661545	0.004689893	-0.006585165	-0.001720122	0.00292876	-0.002520774	-0.014309696	0.002281679	0.028357206	-0.004383863	-0.008735005
R42233	R42233	s 4	-0.012449185	-0.023933152	-0.006104855	0.001938275	-0.010520568	0.020112475	0.002517766	-0.004081276	-0.005209749	0.020966427	0.019797904	0.013806279	0.011260505

Acc no	Symbol	Name	ab147 N	ab164 IM	ab040 N	ab149 N	ab135 CG	ab190 CG	ab139 N	ab201 CG	ab202 CG	ab204 CG	ab086 CG	ab099 CG	ab094 CG
R43217	HMG17L3	group	-0.014074921	-0.005661928	-0.009550951	-0.004884873	-0.008522349	-0.002157065	-0.026823094	-0.01919091	-0.022252724	-0.021424081	-0.017912577	-0.020329768	-0.025368557
AA449321	AA449321	cDNA FLJ12280	-0.004031568	-0.020629158	-0.012855664	-0.014872219	-0.015435891	-0.005492142	-0.012068448	0.000254554	-0.005110184	-0.007907189	0.006473167	0.000429566	-0.001450623
W72697	CRA	resistance	-0.014079094	-0.002789321	-0.013237182	-0.006281142	-0.014426395	-0.016942664	-0.012958691	-0.015888707	-0.013474792	-0.024969579	-0.02094159	-0.019944287	-0.012271398
AA046639	LOC51312	mouse	0.002728544	-0.0126655	0.002719737	-0.010925843	-0.016235071	-0.007602176	0.001537178	-0.008674846	-0.002922548	-0.004574925	-0.003781664	-0.0056202	0.006204067
AA465396	LOC51312	mouse	0.003807484	-0.005263154	0.007321741	-0.00414849	-2.88557E-05	-0.006029156	0.003021398	-0.006543389	-0.000877996	-0.012252181	0.0037589	-0.002601804	0.0078721
N27179	BST1	stromal cell	-0.00461151	-0.002398741	3.38324E-05	-0.003228201	0.001469708	-0.013913524	-0.005427179	-0.012962733	-0.002245459	-0.002564983	-0.02199622	-0.009936913	-0.00565602
R60044	R60044	transposable	-0.013417904	-0.010843207	-0.019395614	-0.012451305	-0.011952003	-0.01271652	-0.016539086	-0.017182906	-0.013684635	-0.024743492	-0.011579631	-0.002914382	-0.012902972
AA430524	CAPZB	(actin filament)	-0.020753327	0.003670549	-0.014687508	-0.006977688	0.001932856	-0.007652373	-0.025683584	-0.024871189	-0.013563203	-0.013151578	-0.017220428	-0.003699993	-0.036892936
AA419628	TCF7L2	factor 7-like 2 (T-	-0.006253241	-0.012285042	-0.008698428	-0.003484678	0.000397614	-0.003189761	-0.00315627	-0.017192408	0.000204138	-0.007137355	-4.09101E-05	-0.003935764	-0.002436793
AA160783	FAT	suppressor	-0.016589758	-0.027731961	-0.014768615	-0.011178291	-0.01341196	-0.026005218	-0.00736276	-0.016250689	-0.01378223	-0.018055532	0.000132143	0.001769723	-0.008842545
AA487557	EPLIN	lost in neoplasm	-0.019626591	-0.017738448	-0.015323734	-0.024306689	-0.011531757	-0.00557906	-0.020398512	-0.007747697	-0.002333611	-0.009622858	-0.002094447	0.012144263	-0.017276022
AA497029	LDHA	dehydrogenase	-0.017671421	-0.010686279	-0.010128961	-0.012016863	-0.009361854	-0.016974384	-0.012883012	-0.018967081	-0.01713091	-0.016766544	-0.020759927	-0.018485873	-0.023286456
R55789	APBA2	(A4) precursor	-0.009773148	-0.005547378	-0.006721801	-0.002992061	-0.00085736	-0.004686504	-0.006068264	-0.006709429	-0.005760504	-0.003461903	-0.013608308	-0.002092533	-0.007918031
AA402915	ACY1	aminoacylase 1	-0.009867004	-0.014339186	-0.002373371	-0.01317675	-0.015450996	-0.013528042	0.001768147	-0.021939924	-0.006532323	-0.015677662	-0.012928782	-0.010606993	-0.013958141
AA464139	BG1	dehydrogenase	0.007547022	-0.004815834	-0.012425696	0.000333012	-0.004819782	-0.006661392	-0.007183037	-0.006443727	0.000329166	-0.008500268	-0.010374248	-0.004670099	0.001137731
H99751	BG1	dehydrogenase	-0.000867239	-0.015360088	-0.010405784	-0.006736214	0.002566671	-0.009824345	-0.009295665	-0.012351578	-0.011896476	-0.006491199	-0.006798804	0.001000384	-0.006597143
AA488288	CMAS	monophosphate	-0.002226113	-0.004617148	-8.42416E-05	-0.007225357	-0.003215633	-0.006229616	-0.010371607	-0.001304238	-0.016020156	-0.003907965	-0.002530405	0.002225112	-0.015214563
W55964	ARPC5	protein 2/3	-0.02646317	-0.012421367	-0.012594208	-0.021823544	-0.018903669	-0.000495584	-0.027415421	-0.015469265	-0.030104957	-0.017262277	-0.022994888	-0.008122043	-0.030224401
AA609598	YWHAZ	monooxygenase	-0.019614645	-0.020390251	-0.01985116	-0.015827792	-0.018564613	-0.007491621	-0.024212493	-0.008284109	-0.013777831	-0.002361494	-0.02307654	-0.012733707	-0.026886795
AA425401	STK24	kinase 24	-0.016552719	-0.013414398	-0.013115898	-0.009972112	-0.019001777	0.001942652	-0.024885667	0.008843847	0.000474103	0.000277115	-0.011901735	-0.002529825	-0.015922384
AA683581	B4GALT4	Gal:betaGlcNAc	-0.015151253	-0.012002464	-0.011777479	-0.015979604	-0.007148827	0.007112374	-0.00918211	0.005847327	-0.004745511	-0.000887097	-0.006318445	-0.00748294	-0.007659042
AA130584	CEACAM5	c antigen-	-0.012164625	-0.017391623	-0.012986389	-0.012590265	-0.012876044	-0.000959677	-0.007768099	-0.011934663	-0.008765235	-0.015076089	-0.014505263	-0.01183933	-0.014936185
AA454597	GOLPH2	phosphoprotein	-0.009035554	-0.012029673	-0.012831492	-0.014838132	-0.011132443	0.017276229	-0.014778416	-0.00328319	-0.006305292	-0.00913376	-0.007738122	-0.005492361	-0.019720786
AA133469	KRT20	cytokeratin 20	-0.003202645	0.001280079	-0.00058097	-0.006619902	-0.000738079	0.006731712	-0.003587877	0.003721502	0.008141156	0.00789722	9.65768E-05	0.00575722	-0.004868363
R02085	MGST3	glutathione S-	-0.017952943	-0.00787795	-0.004122327	-0.015189587	-0.008878218	-0.001975049	-0.030722058	-0.009956638	-0.010940933	-0.005477893	-0.015986551	-0.004696167	-0.023747617
AA205649	ZNF254	protein 254	-0.011555831	-0.00760849	-0.003823949	-0.016457377	-0.00424982	-0.001669393	-0.016841996	-0.008629158	-0.006176554	-0.00047861	-0.013478391	0.001879777	-0.022233524
AA130579	LGALS4	galactoside-	-0.019586126	-0.01515706	-0.008386064	-0.020215627	-0.015428266	-0.002104493	-0.013279737	-0.011865292	-0.005086593	-0.008592542	-0.014935779	-0.009164067	-0.018278515
AA679907	IDH2	dehydrogenase	-0.014611747	-0.011076945	-0.015850138	-0.017287352	-0.016518839	-0.008216266	-0.004927786	-0.009062404	-0.007914809	-0.014086519	-0.007672857	-0.007747236	-0.015357592
AA630328	LGALS3	galactoside-	-0.015401104	-0.010238623	-0.011155251	-0.018135687	-0.014964555	-0.008116894	-0.006249114	-0.012941706	-0.007710458	-0.014447776	-0.007268011	-0.010108912	-0.015479796
AA284492	TSPAN-3	tetraspan 3	-0.015611235	-0.023449113	-0.009801681	-0.016675296	-0.016587202	-0.005883665	-0.023380554	-0.017948204	-0.014949357	-0.018941267	-0.008459237	-0.007806601	-0.020206902
AA011446	CASP3	apoptosis-	-0.014392353	-0.009391924	-0.011708718	-0.013784451	-0.009675151	-0.001770694	-0.024333033	-0.004388445	-0.01017397	-0.005872649	0.001300608	0.00521967	-0.013532967
N69107	YWHAH	monooxygenase	-0.015446726	-0.011745096	-0.017146433	-0.005843734	-0.00997273	0.004235238	-0.020596457	-0.003811171	-0.015007757	-0.022913968	-0.029825314	-0.010899804	-0.026027322
AA043133	SLC16A1	family 16	-0.008329535	-0.014397673	-0.011953586	-0.005413436	-0.005499064	0.005634482	-0.017806508	-0.006803892	-0.007146695	-0.011260134	-0.010133916	-0.002637165	-0.026252945
AA419015	ANXA4	annexin A4	-0.021067675	-0.010553784	-0.006832885	-0.019250362	-0.018765191	-0.004131602	-0.011248605	-0.011160088	-0.018926432	-0.009492772	-0.005728823	-0.013846452	-0.012274641
AA465495	FACL5	Coenzyme A	-0.015041078	-0.01027342	-0.007477561	-0.017842679	-0.013951026	-0.005030138	-0.000991463	-0.012073862	-0.010553657	-0.013573364	0.001637257	-0.012232705	-0.011487718
AA133212	NCOA4	coactivator 4	-0.001515446	0.00178628	-0.000685449	-0.006138151	0.000861621	0.009434412	-0.012948828	-0.010114677	-0.010022976	-0.00684043	-0.006083546	0.000572709	-0.00626162
AA446819	OAT	aminotransferas	-0.003767477	-0.004920867	-0.004860196	0.000304203	0.004351132	-0.006881276	-0.016219397	-0.008922589	-0.000657943	-0.003801233	-0.00459438	0.003305773	-0.000696757
W72792	EPHB2	EphB2	-0.009224968	-0.011637585	-0.015143535	-0.008262101	-0.006052498	-0.010506314	-0.003986271	-0.012791297	-0.000721953	-0.011692673	-0.007108403	-0.008721078	-0.00395627
H16833	SRD5A1	reductase, alpha	-0.005970037	-0.009778155	-0.005004478	-0.008254906	-0.007766948	-0.005080854	-0.00827127	-0.008467454	-0.000209892	-0.010638624	0.005647433	-0.000652863	-0.001747675
AA699679	NR1I2	subfamily 1,	-0.003746486	-0.003787807	-0.001321955	-0.009175628	-0.00793994	-0.010397179	-0.004675595	-0.013737692	-0.000820618	-0.011546131	0.003447411	-0.006095222	-0.00155117
AA884167	ANXA13	annexin A13	-0.002179755	-0.015287793	0.001981235	-0.008748838	0.000135608	-0.012981692	0.000639121	-0.017165668	-0.009272108	-0.009260002	0.000798997	-0.009729258	-0.001913829
T60135	MGLL	Data not found	-0.00866507	-0.020532231	-0.014174881	-0.007637835	0.000679237	-0.00479686	-0.008791828	-0.015485791	-0.000583296	-0.018324135	-0.002631419	-0.004442337	-0.004936314
AA446822	LPIN1	lipin 1	-0.009882045	-0.021957813	-0.010563238	-0.006814539	-0.000130101	-0.010546199	-0.008890238	-0.013786446	0.001938812	-0.017536822	-0.008260618	-0.004632664	-0.003117632
AA421278	MTP	triglyceride	0.00959701	0.000341905	0.011661407	3.12306E-05	0.001901983	-0.01066579	0.000162991	-0.007203679	0.000251212	-0.003902147	0.009396811	-0.004646627	0.00050085
T61078	CPS1	phosphate	-0.00342204	-0.008679387	0.002102016	-0.004892702	7.97995E-05	-0.016416083	0.003216442	-0.008498601	7.03403E-06	-0.005150794	0.006335887	-0.001183451	0.002074706
AW009320	CDX1	homeo box	-0.003874043	-0.010723965	-0.004333879	-0.002600779	0.000157624	-0.013904527	0.000360662	-0.006587185	0.000454358	-0.008193299	0.003222252	-0.000443486	-0.003654299
N73958	SCYA25	motif) ligand 25	0.006900715	-0.005346861	-0.000159958	-0.003038921	0.002782587	-0.011499855	0.007015565	-0.003604358	0.004925131	-0.003213185	0.009328783	0.002907798	0.000704476
AI433892	CLDN15	claudin 15	-0.000935708	-0.00949781	0.001504642	-0.005170318	-0.001835256	-0.011776321	0.007240459	-0.007268213	0.00102054	-0.005849582	0.006745641	0.005495655	-0.000723044
N74131	N74131	(intestinal)	-0.0098275	-0.011145466	-0.00464646	-0.007484565	-0.00521368	-0.016770206	-0.001755518	-0.016074668	-0.008647874	-0.013395071	-0.004128695	-0.006784516	-0.004917803
AA778392	BENE	BENE protein	-0.005275695	-0.009739694	-0.008133214	-0.008666067	-0.007529411	-0.00566387	-0.003437242	-0.011846187	-0.006556498	-0.013560198	-0.000742773	-0.015020079	-0.008075989
AI923531	DMBT1	malignant brain	-0.005029065	-0.008114866	-0.009604612	-0.007165608	-0.011841154	-0.004622937	0.000264133	-0.009820993	-0.00514317	-0.015695144	-0.007121382	-0.006019553	-0.007555498
AA876039	VIL1	protein	-0.00513206	-0.015516434	-0.003907187	-0.010288135	-0.014536022	-0.012411517	-0.002673672	-0.019007239	-0.008793066	-0.016262458	-0.00174424	-0.006582676	-0.006989818
AA846573	PLCB3	C, beta 3	-0.011506187	-0.014095162	-0.006890056	-0.012872519	-0.007767753	-0.015459383	-0.000923932	-0.019277605	0.000294354	-0.018892218	-0.004359602	0.001982546	-0.011919455
AW009764	CLCA1	channel, calcium	0.00298395	0.000577106	0.001140542	-0.002506634	-0.004993646	-0.010060771	0.001724078	-0.003786137	0.001867096	-0.007838829	0.007093039	-0.003676388	0.000458336
AI669875	FAM8A1	sequence	-0.000593705	-0.005085	-0.008971942	-0.000349966	0.001636816	-0.008895858	0.002414452	-0.007437687	-0.004537067	-0.008092342	-0.002214085	-0.000577621	-0.00304358
AI651194	KIAA0708	protein	-0.002499362	-0.006493128	-0.01330522	-0.003915077	-0.003785277	-0.009273374	0.001383258	-0.008453737	-0.001628274	-0.012483154	-0.002476841	-0.004421426	-0.007399404
AI669320	GW112	expressed in	-0.001569188	-0.006105677	-0.010889361	-0.003493246	-0.00220487	-0.011478029	0.001052511	-0.009436374	-0.002882886	-0.011545308	-0.006861181	-0.00507646	-0.01033088
AA487488	CLDN7	claudin 7	-0.007820027	-0.019861061	-0.017656404	-0.015226192	0.002684133	-0.013225702	-0.003070278	-0.026775332	-0.006502447	-0.022281959	-0.00636351	-0.016083131	-0.011840989
T46924	ABP1	binding protein 1	-0.010598911	-0.021401836	-0.011453077	-0.013429594	-0.005959754	-0.016612822	-0.001440429	-0.016490103	-0.008323377	-0.013393445	-0.020146038	-0.004393739	-0.015187265
R62384	SLC6A2	family 6	-0.015005064	-0.010135004	-0.011738846	-0.011058363	-0.007315409	-0.011298699	-0.004815381	-0.010810974	-0.015363713	-0.022093161	-0.009727256	-0.012211106	-0.013530062

Acc no	Symbol	Name	ab147 N	ab164 IM	ab040 N	ab149 N	ab135 CG	ab190 CG	ab139 N	ab201 CG	ab202 CG	ab204 CG	ab086 CG	ab099 CG	ab094 CG
AA025344	ARHC	gene family,	-0.015660093	-0.014366208	-0.021249547	-0.007789346	-0.009718099	-0.024787215	-0.013240644	-0.01354977	-0.009170855	-0.020073747	-0.034604183	-0.012812752	-0.017663653
U78557	CRA	resistance	-0.009961333	-0.018338716	-0.010768324	-0.007923517	-0.013384652	-0.013437502	-0.009962752	-0.013441577	-0.0106442	-0.028401428	-0.010662971	-0.019977102	-0.012920089
AI732703	AI732703	Data not found	-0.00911541	-0.008610109	-1.3315E-05	-0.007517796	-0.008513421	-0.009475113	-0.003478917	-0.010023789	-0.003486578	-0.008240352	-0.013300333	-0.005565746	-0.007791524
T70999	UGT2B	glycosyltransfer	-0.004170365	-0.001365224	0.001330191	-0.014249398	-0.003671304	-0.012616765	-0.000111982	-0.003315181	0.003393528	-0.003186418	0.005497871	0.008704622	-0.001182082
AA863469	LHFPL2	fusion partner-	-0.016124788	-0.018648589	-0.014828755	-0.010389229	-0.009641586	-0.003969438	-0.017600998	-0.008382413	-0.00556978	-0.008737787	-0.020597064	-0.004897561	-0.013665306
AA410429	VASP	stimulated	-0.027553525	-0.017539564	-0.011927847	-0.005418165	-0.00251362	0.008483851	-0.021468114	-0.012717749	0.001558571	-0.006740492	-0.007341944	-0.006949168	-0.014983697
AA703019	LOC51762	RAB-8b protein	-0.012175757	-0.018561916	-0.029007422	-0.024435101	-0.011344656	0.027193549	-0.010610448	-0.006159496	-0.004355537	-0.003285906	-0.022311833	-0.010054815	-0.012891009
AA181307	AHR	receptor	-0.02350209	-0.020727968	-0.020186973	-0.022897992	-0.011588787	-0.007184431	-0.017996656	-0.011469724	0.006087252	-0.012430688	-0.000252263	-0.002953853	-0.015181596
AA856874	PACE	amino acid	-0.016002114	-0.017597341	-0.012021285	-0.017538527	0.000729169	0.007641504	-0.01564978	-0.004612785	-0.006090594	-0.018536209	-0.003753539	-0.011668092	-0.016127702
W95082	HSD11B2	(11-beta)	-0.001397091	-0.012031773	-0.005138725	-0.012335107	-0.014808588	0.001362147	-0.007190005	0.000236254	0.008490114	-0.01932269	-0.003133637	-0.009094336	-0.004038525
AA478647	ICAM3	adhesion	-0.011349902	-0.010276864	-0.011886158	-0.00257558	-0.006138117	-0.014215719	-0.018394086	-0.008100424	-0.0042313	-0.006972917	-0.018545973	-0.01151642	-0.016063447
H96235	ETS2	cDNA FLJ20528	-0.011840654	-0.001525531	-0.01195119	-0.002303616	0.001604552	-0.021119128	-0.011240449	-0.003426121	-0.000314972	0.007086102	-0.018762382	-0.010964603	-0.013540688
AA447797	PLAT	activator, tissue	-0.013870017	-0.003774648	-0.0120647	-0.007760774	-0.014157887	-0.018589468	-0.013015033	-0.007094229	-0.006219673	0.002193301	-0.01633685	0.000392686	-0.012996347
AA677326	OTC	carbamoyltransf	0.004633818	-0.006013792	-0.000541473	-0.007003393	0.001896383	-0.012658813	0.003736818	-0.005752504	0.002897253	-0.012599967	0.005596482	-0.006644516	0.002280641
AI651536	PCDHA12	alpha 12	-0.006054919	-0.007059384	-0.017321191	-0.002683648	0.005592097	-0.016961012	0.001217856	-0.003578579	-0.001410064	-0.011435886	-0.007212693	-0.002945345	-0.006423855
R70868	R70868	Data not found	-0.01670449	-0.003467009	-0.006320886	-0.0095662	-0.014779872	-0.007771522	-0.005127986	-0.017946162	-0.008493604	-0.006736925	0.001081784	0.001594582	-0.002591999
AI890849	ALDH2	dehydrogenase	-0.007718231	-0.006603925	0.000903807	-0.003999363	0.002034054	0.007736901	-0.006744098	0.001415875	-0.006782283	-0.003244151	0.00694288	-0.003834661	-0.014145565
N30191	CCK	cholecystokinin	-0.000730548	0.006650534	0.001929084	-0.000849208	-0.013764896	-0.014992279	-0.01617005	-0.011654537	-0.001997337	-0.011206597	0.006310833	-0.005614051	-0.006864628
AA486218	ACTR2	mRNA; cDNA	-0.018992721	-0.016278903	-0.002019265	-0.020185497	-0.015846799	0.008571005	-0.023711531	-0.012212281	-0.002962468	-0.004321516	-0.011354882	-0.00744739	-0.018815357
AA608519	BAZ1A	Data not found	-0.014748129	-0.010172249	-0.011259444	-0.019587304	-0.007893071	0.00143493	-0.013565393	0.008933449	0.022638067	0.001159745	-0.019312652	-0.013789988	-0.016432591
AA283024	LOC51696	homolog of	-0.021288767	-0.034708931	-0.040892683	-0.022085123	-0.003491693	0.002497367	-0.012567158	0.013280003	0.002565056	0.008440999	0.003626146	-0.00599333	-0.004442193
AA412712	FNBP3	protein 3	-0.006315458	-0.021772302	-0.013690784	-0.015003649	-0.010852006	0.015143079	-0.018860291	0.002810762	-0.00065296	0.002828848	-0.004455006	0.00458484	-0.003958937
AI968672	IL6ST	signal	-0.001878164	-0.026045463	-0.017660469	-0.018417806	-0.010428019	0.010796777	-0.020461595	0.013284586	0.017984134	0.000404793	-0.002954804	0.004026939	-0.005674344
AA074677	AA074677	ESTs	-0.012094706	-0.010702555	-0.00948592	-0.013947131	-0.003529606	-0.005402962	-0.009837975	0.016978921	0.008593562	0.012195637	-0.000236368	0.012342108	0.000189145
AA411814	PSEN1	(Alzheimer	-0.018834446	-0.027192111	-0.007432775	-0.019434261	-0.018462681	-0.002561173	-0.012266667	0.006584447	0.000583617	0.006056333	-0.005907834	0.000985466	-0.016950782
AA598526	HIF1A	inducible factor	-0.015994816	-0.014217463	-0.018666876	-0.013446195	-0.014252836	-0.000499917	-0.010855559	0.007294594	-0.013251884	0.000183026	-0.007934834	0.002694856	-0.019996982
AA101875	CSPG2	sulfate	-0.01208777	-0.010860937	-0.010569963	-0.00545298	-0.005265208	-0.017294658	-0.0156636	-0.005170091	0.001325866	-0.001887335	-0.00561078	-0.009384879	-0.001852769
AA670286	RPS6KC1	protein S6	0.018023139	0.00311704	0.005902117	0.012121935	0.014452696	0.005379443	0.002809522	0.013521059	0.009736385	0.032013412	0.022605305	0.021997199	0.024866843
H22563	H22563	mRNA; cDNA	-0.000784092	0.000479524	0.001744244	0.001470737	0.004837106	0.012491066	0.005402145	0.006642003	0.007111018	0.014748035	0.006245717	0.005818533	0.011101196
N57551	FXR1	retardation,	0.006838777	-0.009864943	-0.002728373	-0.003175554	0.010688339	0.001689221	0.004529669	0.007227482	-0.006491253	0.014307784	-0.000360858	-0.005439942	0.010541127
AA418852	LOC51295	ECSIT	0.014653716	0.005468659	0.011047164	0.01782181	0.011148207	-0.00147144	0.011496002	0.003089391	0.017938773	0.013401404	0.001861791	0.02006666	0.01106549
AA463629	KIAA0721	protein	0.016198555	0.010887478	0.0090978	0.016887363	0.019125012	0.017935969	0.001827981	0.019284902	0.029064284	0.01412155	0.019067829	0.037109294	0.025457607
AA453473	AA453473	mRNA full	0.019299607	0.01001781	0.009369748	0.012328436	0.02490932	0.018168776	0.010390914	0.020946872	0.039230194	0.017390308	0.026568635	0.008036197	0.022825621
R72097	R72097	group I	0.015586259	0.013602902	0.014341735	0.010149967	0.01120865	0.012669857	0.012728526	0.011838251	0.014653655	0.010950544	0.019822701	0.015163687	0.013157383
AA063637	PPT1	thioesterase 1	0.021829072	0.005408953	0.021233587	0.012338072	0.011931127	0.016624192	0.02785214	0.008703168	0.0265267	0.007354168	0.030424568	0.008279711	0.023809486
AA284234	AA284234	Data not found	0.014117758	0.001780942	0.009577057	0.005836747	-0.001326889	0.009883488	0.028129828	0.001502619	0.027543614	0.009452913	0.023609133	0.001461735	0.012104264
AA464612	MRPS18B	ribosomal	0.016676172	0.006494995	0.008942044	0.005894137	0.000113216	0.006732504	0.027681715	0.015333095	0.010688528	0.005841112	0.023713047	0.010372192	0.0104871
AA044390	UGP2	pyrophosphoryla	0.022318359	0.019872973	0.01201805	0.019784371	0.008282608	0.019150666	0.005025285	0.037178002	0.013778044	0.01672307	0.012766131	0.011268665	0.029309846
AA600217	ATF4	transcription	0.015064129	0.00805315	0.013039188	0.016149893	0.005610698	0.007189134	0.017156102	0.028361848	0.02263249	0.021372162	0.018924109	0.006482114	0.021057114
AI350553	FLJ21019	protein	0.009889159	0.004336382	0.01596753	0.017497946	0.00025239	0.009492991	0.013161034	0.026903787	0.036042662	0.021911475	0.019991406	0.014183893	0.023016489
AA485377	FOS	murine	0.024030119	0.032515972	0.024603978	0.006421191	0.014068059	-0.002995294	0.013473033	0.014547294	0.008415822	0.02569098	0.020245486	0.019186149	0.017620976
AA418544	AA418544	clone	0.025281936	0.017940201	0.008831819	0.013817318	0.012223875	-0.004209237	0.012804231	0.009460509	0.007907061	0.021646952	0.010997238	0.014938225	0.020725202
AI828088	CDKN1C	dependent	0.014755821	0.010855218	0.01954042	0.015518527	0.014405695	-0.004946119	0.023759586	-0.005859725	0.011278712	0.024729909	0.007815021	0.015019749	0.029718863
AA953294	SSNA1	syndrome	0.007045057	0.014949436	0.017176552	0.007048537	-0.003588382	-0.009869789	0.008200309	0.004727506	0.009876926	0.014563393	0.01291014	0.004915512	0.002576055
H53340	MT1G	1G	0.022471464	0.018961844	0.022216444	0.015005727	0.009175861	-0.00739907	0.018457493	0.022047775	0.020606951	0.019228646	0.027057074	0.019214241	0.023028433
H77597	MT1H	1H	0.022617272	0.020969013	0.021963274	0.014275829	0.010301897	-0.007314158	0.016098731	0.021846835	0.01938495	0.019799465	0.02700435	0.017248217	0.022155127
N55459	RNAHP	RNA helicase-	0.023422111	0.021022859	0.022136601	0.014676426	0.009991857	-0.005949125	0.018808376	0.022940916	0.017986873	0.017870827	0.027081195	0.017197628	0.023736685
H93508	DKFZP566K023	protein	0.02470191	0.018929289	0.017456485	0.016348151	0.011883758	-0.007996943	0.018611953	0.027023007	0.014163259	0.024427148	0.031734073	0.018593155	0.022717232
AA999679	PCDHGA8	gamma	0.026159411	0.023962169	0.025352678	0.017446712	0.013236387	-0.003182183	0.018089792	0.026235609	0.016980988	0.023130236	0.02857128	0.018189046	0.024256435
AA115304	3	protein	0.026345127	0.003651649	0.011216588	0.014121469	0.005240623	-0.006742884	0.009628027	0.020709216	-0.000484354	0.01617113	0.006418896	0.001740259	0.013391622
AI185567	AI185567	clone 24528	0.023970831	0.0097835	0.019474685	0.004955681	0.012114465	0.014979672	0.00415859	0.002315488	0.003044204	0.006801479	0.032462792	0.019788835	0.035322235
AA436410	BCAT2	aminotransferas	0.02097213	0.018106452	0.015512127	0.020205524	0.020236055	0.007103394	0.024095352	0.017913309	0.016561005	0.011017521	0.026684157	0.011813244	0.031393018
R42177	KIAA0759	protein	0.014123339	0.01516915	0.010569866	0.003564559	0.000235897	0.023483106	0.010547745	0.037235825	0.01782481	0.019427345	0.01540115	0.022066503	0.03041591
AA490843	AA490843	promoting	0.017044547	0.014567423	0.019160695	0.015503831	-0.000713932	0.002171202	0.015063166	0.011521535	0.008067461	0.019665429	0.027672686	0.007730717	0.024601652
AB017116	AB017116	Data not found	0.019837634	0.016935832	0.013230828	0.016192518	0.012728935	0.00570591	0.017378252	0.016776652	0.028965598	0.015786548	0.023873298	0.016720145	0.030429051
AA450205	TLOC1	protein 1	0.017356834	0.008165463	0.013713273	0.009295552	0.006905798	0.004770467	0.000783307	0.018279912	0.010591184	0.020866634	0.021891396	0.018718648	0.01152026
AA022886	RDGBB	degeneration B	0.009694168	0.021363182	0.021199175	0.007557127	0.012215391	0.015595748	0.018248986	0.019446779	0.023089205	0.00955156	0.02256357	0.025204913	0.022779165
AB017269	TMEFF2	protein with EGF-	0.015048545	0.011431914	0.010133713	0.009254892	0.013864268	0.013074856	0.0179733	0.005797995	0.004308906	0.019052416	0.022656223	0.031871033	0.019291972
AA279748	FLJ10512	protein	0.009760076	0.014442697	0.006008057	0.005819712	0.006071978	0.008726558	0.011929374	0.010079722	0.003625714	0.017836203	0.015865923	0.019993074	0.020280565
AA621342	DKFZP564B167	protein	0.01531077	0.012198431	0.015168223	0.005617719	0.006356122	0.010628762	0.017282375	0.020289153	0.007150026	0.015322655	0.015677879	0.026475643	0.018200822

Acc no	Symbol	Name	ab147 N	ab164 IM	ab040 N	ab149 N	ab135 CG	ab190 CG	ab139 N	ab201 CG	ab202 CG	ab204 CG	ab086 CG	ab099 CG	ab094 CG
AI871665	ACAT1	Coenzyme A	0.021676401	0.02116038	0.018270012	0.015020135	0.015368471	0.009287041	0.014196329	0.019618564	0.018443524	0.019595827	0.030767551	0.033212741	0.020705944
AI014441	TPD52L1	D52-like 1	0.016705006	0.019954246	0.01477797	0.011199227	0.011087129	0.007020305	0.008762192	0.025333194	0.012206117	0.019809083	0.014020127	0.026229136	0.017712818
AI969670	LDHB	dehydrogenase	0.015791993	0.015963643	0.013279364	0.011163399	0.01580974	0.009650932	0.008964513	0.019019288	0.01197485	0.012554792	0.017846363	0.02351024	0.018703624
H12044	PIR121	FMR1	0.020273095	0.022167698	0.020285327	0.017501693	0.01929201	0.025279897	0.013782037	0.017103969	0.027601324	0.015110711	0.028457717	0.024031633	0.027504123
AA777774	AA777774	clone 24630	0.014395412	0.013198977	0.016730499	0.009834047	0.011632399	0.010275371	0.011586639	0.014378171	0.022372732	0.010995238	0.025017642	0.02100608	0.020611755
NM_000218	KCNQ1	voltage-gated	0.020685994	0.020936799	0.014350079	0.016310486	0.013553061	0.018275798	0.019500714	0.021061198	0.020178934	0.014774606	0.022750406	0.023568556	0.024431046
H15662	CYLN2	linker 2	0.016618902	0.01469923	0.016326144	0.010427392	0.009491514	0.016304028	0.011048736	0.021854457	0.021567483	0.012705425	0.021135793	0.019591263	0.020436598
AA779401	ME3	NADP(+)-	0.021437137	0.020553516	0.010276259	0.010311858	0.01447927	0.019243598	0.0189135	0.020278187	0.01926643	0.011353854	0.017852145	0.017402159	0.022417684
AA490887	KIAA0655	ESTs	0.017541009	0.01112132	0.012745774	0.015283184	0.008017573	0.015657176	0.0202697	0.014935769	0.019586873	0.010412687	0.021486681	0.011657	0.020521217
AI364688	TM7SF2	7 superfamily	0.021709481	0.019913435	0.015917322	0.01892853	0.018584657	0.015705415	0.018466776	0.016458544	0.020732322	0.015690692	0.029328791	0.018866796	0.028915505
AA702150	AA702150	unc93	0.028573694	0.022109583	0.01720457	0.01772137	0.01836564	0.01159658	0.021778896	0.021048846	0.024924783	0.013900739	0.028692498	0.017847711	0.03154504
N67017	LIFR	inhibitory factor	0.017785593	0.001524574	0.000386245	0.006688318	0.003288924	0.022697507	0.007093965	0.022353839	0.017448257	0.019898772	0.025098722	0.025582908	0.015013604
AA490497	UBL3	ubiquitin-like 3	0.014989109	0.005728691	0.005693065	0.006212615	0.006681344	0.012110262	0.000508492	0.027875286	0.019145776	0.021426525	0.017401912	0.023409115	0.015251273
AI199182	KIAA0615	protein 1	0.016523144	0.011879394	0.011523287	0.010932321	0.013397875	0.022038926	0.010195611	0.020111854	0.015519397	0.016572077	0.021295583	0.022099298	0.022259724
AA131466	FLJ12666	ESTs	0.019091912	0.013123328	0.013988456	0.01153864	0.011144988	0.019264924	0.011944677	0.019248128	0.017560368	0.016792798	0.02599612	0.020624848	0.020769652
AI000103	GLUL	ammonia ligase	0.020502644	0.018600956	0.018424794	0.011086121	0.013443265	0.01484888	0.012957124	0.023116167	0.016317886	0.01866082	0.023550272	0.019208563	0.019328281
R52658	Rab11-FIP2	protein	0.027358492	0.021802776	0.014799346	0.015105073	0.02136132	0.019729414	0.012691481	0.022627132	0.023732263	0.018101259	0.022815587	0.027808625	0.032713711
W45518	SLC4A2	family 4, anion	0.023289948	0.017384147	0.019418878	0.013705426	0.017323289	0.018301641	0.008767253	0.019364013	0.027594825	0.017408206	0.021610406	0.025816825	0.02445254
AA133129	TCEB3	elongation factor	0.020106491	0.010292424	0.016432717	0.009829613	0.006840282	0.01551619	0.002871267	0.031722684	0.009251065	0.028692591	0.025451411	0.028284223	0.017286451
AA025150	FBP2	bisphosphatase	0.017050446	0.015106076	0.017550245	0.012348174	0.008037611	0.005942211	0.015190752	0.018924448	0.008214587	0.013458342	0.021627917	0.017372713	0.020480993
AA682851	C12orf8	open reading	0.014961212	0.015502565	0.008273806	0.006588496	-0.000983383	0.008049612	0.021292146	0.022403953	0.013158161	0.023331545	0.027642433	0.012149327	0.02013205
AW058221	LIPF	lipase, gastric	0.017820564	0.021610514	0.021131977	0.013728404	0.012121759	0.005282103	0.020275235	0.020105329	0.018765164	0.021118791	0.021187187	0.02009872	0.020846904
H62162	HPN	(transmembrane	0.018382223	0.012921799	0.015099659	0.011910775	0.013882147	0.014423135	0.022722239	0.022788701	0.016791348	0.01550964	0.02782385	0.012030326	0.024968204
AA421269	PIK4CA	sitol 4-kinase,	0.025504818	0.025577811	0.024128277	0.013986168	0.016721122	0.012197737	0.022950973	0.024316453	0.020480595	0.022331695	0.029192867	0.021478284	0.022295695
AA932521	FKBP4	protein 4, 59kDa	0.019741634	0.011748352	0.010037775	0.014725425	0.009705105	-0.007224447	0.014454114	0.012592827	0.007542392	0.004613006	0.017073735	0.01239157	0.026960494
AA970760	HSD17B2	(17-beta)	0.016435589	0.010163657	0.00460858	0.015444083	0.004976237	-0.001620302	0.018217785	0.014803649	0.01273273	0.011198382	0.0195687	0.01422457	0.023762947
N70714	PXMP2	membrane	0.022056695	0.020042803	0.017011887	0.009748079	0.011979466	0.01125578	0.014135867	0.016410655	0.013684723	0.016582739	0.023278383	0.0257259	0.016025098
AA976851	KIAA1423	protein	0.023451931	0.015958971	0.014726251	0.012887082	0.013104753	0.004461793	0.012994541	0.020685706	0.018342828	0.018966808	0.020239475	0.022904517	0.013758541
AA620556	PECI	D3,D2-enoyl-	0.023657654	0.021838191	0.01474637	0.015566815	0.014351722	0.00955179	0.020096273	0.020436383	0.019176645	0.019566459	0.02406604	0.024201833	0.024045362
AA430698	SYPL	like protein	0.025543728	0.02289121	0.023304841	0.014284878	0.013809131	0.011401182	0.022074168	0.025520942	0.020934186	0.019978683	0.027617847	0.022978237	0.022679279
R39954	DLG4	Data not found	0.0129433	0.014395999	0.0183145	0.009605745	-0.000198501	0.00174787	0.02346121	0.024313007	0.002730117	0.016064966	0.020562864	0.012714315	0.019445764
AI732400	AI732400	Data not found	0.008197484	0.014163407	0.015908569	0.010865166	0.004265885	0.007162886	0.025299127	0.026538899	0.007633419	0.019298095	0.020182968	0.015810204	0.016399688
AA457047	KIAA0084	protein	0.015709084	0.013134485	0.010402744	0.010707051	0.000185717	-0.001127407	0.026297997	0.020128572	0.004762744	0.012520169	0.018581828	0.011380622	0.018089598
AA429281	MGC10433	protein	0.010309856	0.01279663	0.011559188	0.007548475	-0.004862123	0.003956289	0.029548346	0.024864953	0.007257199	0.014098199	0.024887298	0.010448718	0.018800217
N62562	LOC55977	Similar to	0.009970026	0.013957662	0.018710171	0.008730823	-0.002033071	0.005666381	0.026882436	0.023383011	0.00844208	0.015446036	0.023785172	0.008816226	0.018346346
N73827	KIAA1504	protein	0.021209141	0.013257186	0.011932266	0.012457785	0.00133828	0.005677483	0.021958969	0.028966507	0.013952815	0.022848929	0.030767401	0.024692406	0.023520053
W01011	SAH	associated	0.021293983	0.017072976	0.009516654	0.009476379	0.004841746	0.00430887	0.022046933	0.030302409	0.015042782	0.018931527	0.023319823	0.023833039	0.019299526
AA181333	KIAA0103	product	0.024208206	0.017215137	0.015435555	0.010908909	0.010718178	0.01070784	0.016698064	0.013311444	0.011284159	0.018255947	0.022501117	0.015799375	0.015647674
AA482224	TMEM4	protein 4	0.021801	0.014267988	0.015618389	0.009420505	0.011111631	0.009685665	0.01268897	0.012279732	0.016952504	0.016326709	0.022742578	0.016202276	0.014968051
AA454098	KNSL5	(mitotic kinesin-	0.01585644	0.019785516	0.01408894	0.00908592	0.000144799	0.001005086	0.015429087	0.009178227	0.00835157	0.0097741	0.025270841	0.016610798	0.014338803
AA810225	GPR30	coupled	0.023998645	0.021436697	0.018160637	0.014503041	0.012205192	0.008521721	0.020945655	0.026752957	0.0149444	0.026188775	0.026033692	0.022271983	0.028221264
AA485358	NIFIE14	transmembrane	0.008618145	0.005237064	0.000634841	0.001890635	-0.012953262	-0.010373258	0.018212389	0.010638909	-0.00093871	0.005778513	0.0161662	0.009999042	0.016307896
AA152347	GSTA4	transferase A4	0.016232165	0.021235754	0.012924536	0.015540919	0.005927515	0.010051815	0.02217445	0.021862349	0.015692717	0.022355071	0.031225812	0.023630675	0.027171028
AA968514	WBP1	protein	0.023745407	0.020234571	0.014859464	0.015316062	0.016260982	0.017058384	0.020039305	0.022035223	0.021970766	0.023863346	0.029257931	0.014021333	0.029906708
AA424509	KIAA1049	protein	0.024757687	0.017102058	0.007086665	0.015599798	0.004338392	0.011273411	0.016106389	0.030321743	0.021895526	0.027016525	0.021772839	0.012962893	0.032435371
H18950	SLC13A3	family 13	0.016476465	0.010368211	0.017572658	0.008610744	0.008644002	0.002252874	0.014977098	0.019785257	0.021478373	0.030777736	0.020679922	0.020542015	0.015558581
R20729	SH3GL2	GRB2-like 2	0.015795315	0.010230345	0.007107627	0.017598084	0.009934169	0.013618139	0.012613715	0.014122194	0.00947872	0.026394152	0.022448737	0.018640809	0.027317687
AA431408	DKFZP566D193	protein	0.017644461	0.012920394	0.008589482	0.011445846	0.012669169	0.00738957	0.011573667	0.010298192	0.003757582	0.013217201	0.024699523	0.022830589	0.02158852
AA418395	DPP7	ase 7	0.013270957	0.009777546	0.002665514	0.013466911	0.014739539	0.011564986	0.019073598	0.00314767	0.011327412	0.004802378	0.010609871	0.004001582	0.027451977
T68844	T68844	Moderately	0.006245039	0.006649411	0.018583619	0.013019175	0.000222073	0.012251669	0.012303873	0.023058697	0.00444006	0.014026166	0.004208867	0.002920945	0.011881666
AA479106	FLJ10637	protein	0.001897179	0.001276358	-0.007984942	0.005942899	0.002105697	0.003101458	0.00266634	0.011246481	0.000912876	0.003683347	0.01342672	0.007442556	0.02012592
AA977242	CIRBP	RNA binding	0.022857508	0.015685842	0.016918872	0.015517208	0.012878448	0.013595549	0.012897932	0.016773388	0.008202093	0.01391125	0.02392657	0.006004691	0.021957932
AA160913	PDE9A	se 9A	0.01483793	0.01232681	0.015359815	0.010589444	0.004654742	0.021464533	0.025494347	0.032939578	0.014228036	0.015762383	0.028454113	0.01186577	0.018177935
AA431321	TRIP7	group	0.019506342	0.018955435	0.009818249	0.012717561	0.009756217	0.007455281	0.021738669	0.014284348	0.013154845	0.013150756	0.024069899	0.001481578	0.022870666
AA489523	EEF1D	translation	0.019962796	0.012749964	0.022240082	0.013990774	0.01274583	0.005524628	0.035523432	0.021749105	0.021032671	0.008760873	0.019470257	-0.000250298	0.024310443
AA447986	DNAJC4	homolog,	0.012162072	0.01672477	0.017977142	0.013155148	0.012333308	0.011985247	0.022848387	0.0218727	0.017601265	0.019704229	0.022171201	0.014193895	0.025674219
T54926	SNRPN	ribonucleoprotei	0.012645635	0.018444317	0.015660091	0.013714996	0.012256355	0.008792713	0.021644905	0.01912789	0.005945255	0.009802833	0.019992985	0.012854342	0.015517256
AA456571	BSCL2	Seip congenital	0.01157655	0.001426401	0.001137457	0.002480714	-0.007322807	0.019707315	0.010635491	0.005099374	0.009435566	0.020281059	0.017559543	0.014814274	0.016196311
AA663435	TRIM28	containing 28	0.003000447	-0.002552777	0.006424412	0.005107463	-9.74793E-05	-0.002878476	0.010054737	0.004028632	-0.005622823	0.005872705	-0.00505808	0.011935309	0.002227232
AA985442	MANBA	beta A,	0.007861774	0.014731804	0.011114924	0.006566326	0.007532491	0.001176415	0.013852191	-0.001371423	-0.002898787	0.010341545	0.00718436	0.010251175	0.01471616

Acc no	Symbol	Name	ab147 N	ab164 IM	ab040 N	ab149 N	ab135 CG	ab190 CG	ab139 N	ab201 CG	ab202 CG	ab204 CG	ab086 CG	ab099 CG	ab094 CG
H10995	H10995	mRNA full	0.006723533	0.007301985	0.010320438	0.012549902	-0.007242442	-0.00445655	0.004360257	0.003186597	0.004674157	0.010463695	0.005779527	0.004509048	0.010987064
AA630302	NRD1	arginine dibasic	0.014463699	0.016874432	0.013356317	0.009668444	-0.003250089	0.003744229	0.021381097	0.016727384	0.021001452	0.005934433	0.025374543	0.002482553	0.00391865
R76263	R76263	Data not found	0.01591103	0.01735014	0.019300955	0.014497485	0.005825284	0.003645612	0.022379381	0.019738071	0.016610046	0.011761226	0.01303961	0.007851866	0.016117408
U68566	U68566	protein	0.009368408	0.002022556	0.014088288	0.01304536	0.006027973	0.014849091	0.013743143	0.017373178	0.019354494	0.015571847	0.014957336	0.013472527	0.022322501
H11718	KIAA0555	product	0.010160866	-0.01766026	0.003972659	-0.000760733	0.006113169	-0.012705102	0.015847908	-0.013047108	-0.023084453	-0.006198573	-0.000864038	-0.009416457	0.005551062
AA017043	HTATIP	interactive	0.018562579	0.007342703	0.007027436	0.017179246	0.019275274	-0.014204261	0.01093925	0.011519715	0.006121291	-0.000143699	0.019655437	0.00730685	0.008854511
AA029308	MTCP1	proliferation 1	0.010758991	0.022868423	0.027106552	0.02107456	0.017301371	-0.011631396	0.015971527	0.002298352	0.003838196	-0.005039767	0.014526172	0.00877016	0.006851916
AA009697	CDC42	similar to Cdc42	0.007802845	0.018483312	0.017416868	0.016041862	0.008895248	0.01521158	0.007783709	0.001447019	0.004530824	0.00358424	-0.004820967	-0.010818045	0.007998463
R42233	R42233	s 4	0.019264884	-0.006140154	0.01362277	0.016660138	-0.004281779	0.002159278	0.018660175	0.016940244	0.007997684	0.006543409	0.016229424	-0.007314083	0.028479151

Acc no	Symbol	Name	ab050 IM	ab004 CG	ab079 CG	ab064 N	ab134 N	ab109 CG	ab196 CG	ab045 N	ab119 IM	ab174 CG	ab177 IM	ab180 N	ab165 CG
R43217	HMG17L3	group	-0.01204169	-0.019725318	-0.009411209	-0.012600119	-0.013419478	0.008917208	-0.027904813	-0.020209564	-0.019933856	-0.01913121	0.003664573	-0.019124496	-0.005127164
AA449321	AA449321	cDNA FLJ12280	0.005786613	0.007102797	0.004088658	-0.002163505	-0.011558108	0.010568548	-0.011357749	-0.016530025	-0.001111158	-0.004333864	0.016813593	-0.008576784	-0.00530782
W72697	CRA	resistance	-0.004470422	-0.01523077	-0.024385436	-0.021090589	-0.023081801	-0.005484302	0.00733276	-0.016777571	-0.024901209	-0.019149857	0.007821369	-0.021608784	-0.000249066
AA046639	LOC51312	mouse	-0.009421379	-0.005160194	-0.003837821	-0.010626575	0.013586651	-0.001967367	0.004138943	-0.011339835	0.009124009	-0.003774209	0.024899416	-0.00032003	0.005961998
AA465396	LOC51312	mouse	0.011321107	0.000565382	-0.019069183	-0.012587274	0.001264795	-0.006613951	-0.008973919	-0.003235232	0.001319391	-0.001888141	0.031924787	-0.005620556	-0.002306556
N27179	BST1	stromal cell	-0.015099577	-0.007095919	-0.012945768	-0.008354257	-0.00672545	0.006674091	-0.005305671	-0.004897442	-0.004687033	-0.004336135	0.014298423	-0.004515175	-0.019433446
R60044	R60044	transposable	0.010659744	-0.000368524	-0.006405268	0.002675746	-0.007406148	0.012067961	-0.01169432	-0.014009886	-0.017229606	-0.026906221	0.006578625	-0.017361688	-0.022267591
AA430524	CAPZB	(actin filament)	0.002712047	-0.004068805	0.029149187	-0.002028046	-0.009331546	-0.014503072	-0.015963904	-0.033377888	-0.018349879	-0.004955718	0.0025049	-0.016177789	-0.011865468
AA419628	TCF7L2	factor 7-like 2 (T-	0.001264329	-0.002148181	-0.000266031	0.003601964	-0.015370647	0.010053956	-0.001815442	-0.009416292	0.003927005	-4.34534E-05	0.022014002	-0.003734127	-0.006016815
AA160783	FAT	suppressor	-0.009038199	-0.0023695	-0.002033116	-0.004783881	-0.012056148	-0.00974916	-0.003341594	-0.016709315	-0.019897413	-0.01324384	-0.004380347	-0.011374318	-0.025407143
AA487557	EPLIN	lost in neoplasm	0.0001945	-0.004652105	0.005588032	0.001926764	-0.009557002	-0.002026372	0.009146046	-0.016015157	-0.012614066	-0.008305673	0.018147118	-0.007814801	-0.014464879
AA497029	LDHA	dehydrogenase	-0.007216343	-0.01836693	-0.007123237	-0.00365515	-0.019149779	0.002057167	-0.014747331	-0.016099673	-0.018033181	-0.004805277	-0.002772125	-0.024404629	-0.015612848
R55789	APBA2	(A4) precursor	0.014484631	-0.001294334	0.000874448	0.022211922	-0.00965346	-0.010119882	-0.020014	0.002475335	-0.008074185	0.019214659	0.014797099	-0.009253289	-0.004206056
AA402915	ACY1	aminoacylase 1	-0.002414861	-0.013578653	-0.004044688	0.00376472	-0.011487436	-0.006492656	-0.016441141	0.002229923	-0.003390985	-0.005689428	0.010687377	-0.016074483	-0.011380749
AA464139	BG1	dehydrogenase	-0.003248415	-0.006777703	0.00429763	0.022276359	-0.006521724	-0.008582894	-0.00241914	0.009253206	-0.009566658	0.014180087	0.017965782	-0.005184466	-0.009991255
H99751	BG1	dehydrogenase	0.003630668	-0.001178297	0.004899231	0.020647704	-0.009537136	-0.010964844	-0.005014622	-0.001370856	-0.006716773	-0.00369118	1.1591E-05	-0.019130482	-0.019033866
AA488288	CMAS	monophosphate	0.007376228	-0.000961347	0.006300802	0.010216968	-0.002449252	0.015847521	0.007504772	-0.008554224	-0.010209496	0.001748458	0.021227308	-0.005877237	-0.010723171
W55964	ARPC5	protein 2/3	-0.010471612	-0.016462453	-0.006882818	-0.006770166	-0.020829782	0.010550387	-0.012628014	-0.01791333	-0.018908635	-0.016194457	-0.005852932	-0.019780018	-0.018067332
AA609598	YWHAZ	monooxygenase	-0.008898379	-0.007540687	-0.004034305	-0.003062374	-0.025774548	-0.002513391	-0.016345836	-0.02374424	-0.018341477	-0.012378565	-0.009294543	-0.018518856	-0.015840022
AA425401	STK24	kinase 24	0.006195438	-0.003645176	0.000355142	-0.005751017	-0.018217053	0.019238463	0.000223239	-0.00931015	-0.010243759	-0.005409533	0.001972879	-0.002950595	-0.007264379
AA683581	B4GALT4	Gal:betaGlcNAc	-0.00831273	-0.010844405	0.000265061	-0.012766311	-0.010835697	-0.00407295	-0.010152708	-0.018921385	-0.019239505	0.001253917	0.011404242	-0.000545444	-0.011234755
AA130584	CEACAM5	c antigen-	-0.010174731	-0.011963903	-0.008514566	-0.012904075	-0.014218672	0.017619895	-0.010591581	-0.014372801	-0.017894906	-0.010942475	-0.00063507	-0.005315433	-0.017478868
AA454597	GOLPH2	phosphoprotein	-0.001949339	-0.017811395	0.001960979	-0.007209876	-0.012239289	-0.003887508	-0.001980569	-0.007757664	0.000805124	0.002505575	0.007580034	-0.003659656	0.004888353
AA133469	KRT20	cytokeratin 20	0.007653849	-0.003906484	0.020284067	-0.001258332	-0.007240403	0.009518174	0.007062143	-0.004827626	-0.00744385	-0.000740305	0.023906011	0.005972996	0.005158447
R02085	MGST3	glutathione S-	-0.005058755	-0.010043531	0.013214618	0.003535259	-0.02446362	-0.000100484	0.000707679	-0.012258014	-0.016722354	-0.005959738	0.021835514	0.006188443	-0.004741793
AA205649	ZNF254	protein 254	-0.011003636	-0.021197029	0.019760176	0.001040741	-0.013154788	-0.000363134	0.001318929	-0.015146661	-0.018868935	-0.000640313	0.024056406	-0.008712816	0.000865086
AA130579	LGALS4	galactoside-	-0.001775147	-0.018228561	-0.000223121	0.000575032	-0.013975286	-0.000923061	-0.009498073	-0.016832624	-0.013695444	-0.005340665	0.020376459	-0.008813284	-0.00459325
AA679907	IDH2	dehydrogenase	-0.006338587	-0.022064257	-0.000456376	-0.010111261	-0.007236793	0.003545417	-0.006525947	-0.022126449	-0.006232308	-0.01241137	0.023925524	-0.009576741	-0.006091153
AA630328	LGALS3	galactoside-	0.002337039	-0.015349403	-0.003204245	-0.00152406	-0.005713638	0.005676108	-0.000826336	-0.024824193	-0.012002388	-0.011940686	0.025232381	-0.012134675	-0.007294228
AA284492	TSPAN-3	tetraspan 3	-0.00505246	-0.016680186	-0.005420553	-0.003345695	-0.014140405	-0.009509204	-0.010010103	-0.017815151	-0.011717418	-0.008498017	0.01484013	-0.010873144	-0.014044221
AA011446	CASP3	apoptosis-	0.001685412	-0.01068368	0.011324719	0.006358107	-0.012910964	0.004426406	0.000848559	-0.011236512	-0.007927811	-0.001589056	0.020223772	-0.004636889	-0.005908905
N69107	YWHAH	monooxygenase	0.005244584	-0.028371744	0.012011452	-0.005329672	-0.018927042	0.000279301	-0.0042669	-0.022336066	-0.016762647	-0.005110894	0.010421278	-0.007988477	-0.006697039
AA043133	SLC16A1	family 16	-0.013602223	-0.018268791	0.012216826	-0.001008364	-0.015593356	0.010666317	-0.001658333	-0.025325451	-0.017629219	-0.002181996	0.010239831	-0.006894985	-0.010158655
AA419015	ANXA4	annexin A4	0.001889249	-0.011487784	-0.004345244	-0.008208179	-0.010940174	-0.007947176	-0.006611777	-0.007340253	-0.00112395	-0.000592194	0.006483153	-0.011368019	-0.0062637
AA465495	FACL5	Coenzyme A	-0.006022488	-0.001845001	0.005180451	-0.00654107	-0.005032952	0.010037808	0.00773439	-0.00320833	-0.00784764	-0.00430374	0.01178496	-0.00814012	-0.009558562
AA133212	NCOA4	coactivator 4	0.016959545	-7.13485E-05	0.00783895	-0.004261089	-0.010794364	-0.003162824	-0.002780914	0.002053711	-0.006302853	0.008734498	0.012201738	0.002047888	-0.005225056
AA446819	OAT	aminotransferas	0.003769256	-0.007644774	0.009133548	0.005771379	-0.014640493	-0.005792812	0.002535427	-0.00252294	-0.001498817	0.005220306	0.019194081	0.003887703	-0.006234598
W72792	EPHB2	EphB2	-0.010391977	-0.009478925	-0.008095275	-0.011317969	-0.006250842	0.008204472	-0.005456581	-0.009906008	-0.01240777	-0.009146075	0.005661515	-0.007353525	-0.011681406
H16833	SRD5A1	reductase, alpha	-0.0017296	0.000246344	0.005769499	-0.002696039	-0.007417992	0.012663642	-0.00926646	-0.012195783	-0.008109039	-0.006696854	0.010070432	-0.00216612	-0.012215692
AA699679	NR1I2	subfamily 1,	-0.004960107	0.001303077	0.001411778	-0.00253359	-0.006086084	0.005758024	-0.001812758	-0.00809	-0.017722796	-0.010687865	0.030227191	-0.002904687	-0.016951776
AA884167	ANXA13	annexin A13	-0.001174669	0.000391939	0.005233574	0.008182774	-0.001904499	-0.011529868	0.004719679	0.002026925	-0.015755192	-0.013066567	0.030243778	0.0011821	-0.0151979
T60135	MGLL	Data not found	-0.011955665	-0.018352881	0.007316902	-0.00495577	-0.012522949	-0.002705316	0.002335024	-0.017001677	-0.015619564	-0.015942665	0.02896702	-0.009974862	-0.0093317
AA446822	LPIN1	lipin 1	-0.004366117	-0.014897319	0.002082345	-0.004851145	-0.010806673	-0.001560748	-0.001159553	-0.019041008	-0.008761841	-0.016058371	0.025487088	-0.016468483	-0.008272916
AA421278	MTP	triglyceride	-0.00317096	-0.002151376	0.00326503	-0.002288039	-0.003467035	-0.000962776	0.003766059	0.003505436	-0.0032089	-0.000447112	0.02515649	-0.004202256	-0.011152977
T61078	CPS1	phosphate	-0.002478218	0.00454244	-0.003667446	0.001880571	0.001534741	-0.005678428	0.007868126	-0.008845762	-0.011273017	-0.010143973	0.024013759	-0.001941242	-0.011080202
AW009320	CDX1	homeo box	-0.001731703	0.001598528	-0.00167443	-0.001909497	0.001288571	0.020558475	-0.001277479	-0.003238344	-0.007314196	-0.01093843	0.019189544	-0.009274438	-0.015888482
N73958	SCYA25	motif) ligand 25	-6.20186E-05	0.002036617	0.00644499	0.005628056	0.004331456	0.000183984	0.005379631	-0.001418792	-0.006032842	-0.003667483	0.032440625	-0.002237169	-0.010571029
AI433892	CLDN15	claudin 15	-0.001211319	-0.000248201	0.00968154	-0.001882364	0.003029743	-0.00499694	0.00198341	-0.003467424	-0.003015949	-0.008417314	0.029252827	-0.004597269	-0.007486223
N74131	N74131	(intestinal)	-0.004965432	-0.005688619	-0.008827264	-0.004329961	-0.005370126	0.022230803	0.002547779	-0.01184856	-0.012758313	-0.017178347	0.009626999	-0.015297207	-0.00787632
AA778392	BENE	BENE protein	-0.004045725	-0.006101592	-0.011716732	-0.0033516	-0.007688831	-0.000483294	-0.004335873	-0.013451929	-0.010058085	-0.007269157	0.023691459	-0.001309625	-0.01085841
AI923531	DMBT1	malignant brain	-0.001527586	-0.00319372	-0.007333656	-0.003316138	-0.009547745	-0.01066007	-0.005992829	-0.003738565	-0.009565087	-0.001659802	0.019706075	-0.004479977	-0.00993707
AA876039	VIL1	protein	-0.005692617	-0.007835877	-0.010740016	-0.003073046	-0.014323939	0.00228989	-0.005443114	-0.009038432	-0.015899119	-0.008909842	0.01680687	-0.009603528	-0.014633404
AA846573	PLCB3	C, beta 3	-0.002406162	-0.020088771	0.003931426	-0.001248091	-0.005215162	-0.007511042	-0.007876342	-0.00618082	-0.012790507	-0.003056287	0.024459548	-0.002930624	-0.007972411
AW009764	CLCA1	channel, calcium	0.000548725	0.001991994	-0.001696362	0.001751585	-0.002907267	-0.004969437	-0.003534275	-0.001624257	-2.43041E-05	-0.003502481	0.012653799	0.0025364	-0.007869376
AI669875	FAM8A1	sequence	-0.007123199	-0.002794886	-0.001926589	-0.000255826	-0.001486641	-0.008196597	0.000119297	-0.005996006	-0.003915436	-0.010494018	0.010864999	-0.006703134	-0.003852113
AI651194	KIAA0708	protein	-0.005093158	-0.002668243	-0.00145067	0.000500238	-0.004353762	-0.008899791	-0.005213415	-0.009151442	-0.004690808	-0.008124443	0.010891809	-0.009561855	-0.006971784
AI669320	GW112	expressed in	-0.001609309	-0.005192568	-0.009873201	-0.000749798	-0.00735078	-0.014392606	-0.004037362	-0.010621289	-0.007027705	-0.007485923	0.0110057	-0.008946073	-0.009342547
AA487488	CLDN7	claudin 7	-0.008420763	-0.00475399	-0.011869252	-0.018480828	-0.015911396	-0.003758423	-0.010543175	-0.016690062	-0.019388365	-0.020556647	0.012305714	-0.02072012	-0.026750534
T46924	ABP1	binding protein 1	-0.009308313	-0.006420201	-0.022931652	-0.008301581	-0.005095887	0.011763735	0.006854205	-0.015901483	-0.014482235	-0.022796209	0.011512743	-0.014309436	-0.012234637
R62384	SLC6A2	family 6	-0.014165401	-0.00783792	-0.000673885	-0.003243276	-0.010713562	0.053767404	-0.000597294	-0.012428117	-0.013241087	-0.008702726	0.00724824	-0.014148529	-0.017214558

Acc no	Symbol	Name	ab050 IM	ab004 CG	ab079 CG	ab064 N	ab134 N	ab109 CG	ab196 CG	ab045 N	ab119 IM	ab174 CG	ab177 IM	ab180 N	ab165 CG
AA025344	ARHC	gene family,	-0.021351393	-0.022093887	-0.007729325	-0.013953171	-0.025854321	-0.004265007	-0.014448	-0.026005115	-0.028099549	-0.019839817	0.008391409	-0.014413374	-0.027151847
U78557	CRA	resistance	-0.005610995	-0.007754079	-0.009657022	-0.015569243	-0.01616291	0.001496165	-0.009963364	-0.008998749	-0.01588843	-0.014597287	0.010659078	-0.01885086	-0.021188572
AI732703	AI732703	Data not found	-0.000150639	-0.011603291	-0.019975966	-0.008321486	-0.016194539	-0.010700536	0.005835955	-0.018100969	-0.007844624	-0.014796438	0.00771186	-0.001983523	-0.010918552
T70999	UGT2B	glycosyltransfer	0.000746804	-0.000387461	0.011837606	0.004249216	0.000956535	0.002704681	0.005117589	-0.003531416	-0.004597475	0.007324899	0.006966208	-0.002298915	-0.005318481
AA863469	LHFPL2	fusion partner-	-0.003999553	-0.006556604	-0.007518708	-0.002378144	-0.015627788	-0.01237588	-0.007024292	-0.023151865	-0.024620157	-0.016591715	-0.003728055	-0.011264688	-0.017594121
AA410429	VASP	stimulated	-0.007319622	-0.017229491	0.01587879	-0.014564182	-0.015047856	0.005871744	-0.008758309	-0.021124131	-0.022875464	-0.017053665	0.000476822	-0.011192573	-0.011349769
AA703019	LOC51762	RAB-8b protein	-0.008946697	-0.013704189	-0.012882195	-0.02494782	-0.02571777	-0.019970992	0.001741031	-0.023367997	-0.015332844	-0.017121238	-0.018663331	-0.012534179	-0.019404409
AA181307	AHR	receptor	0.001484555	-0.004564494	-0.000834426	-0.013707513	-0.005118613	-0.003552124	0.006699542	-0.027899769	-0.02032776	-0.022215359	-0.009770787	-0.024384546	-0.017410459
AA856874	PACE	amino acid	0.008229204	0.003499479	-0.005017541	-0.011174087	-0.015574173	-0.01179663	0.010599629	-0.022996255	-0.012451329	-0.018254759	0.008227045	-0.007291982	-0.010150098
W95082	HSD11B2	(11-beta)	-0.011582563	-0.019349415	-0.009630699	-0.02381153	-0.010096172	0.011940072	0.004204657	-0.017028341	-0.006440609	-0.007699484	0.02097715	-0.015607435	-0.007220978
AA478647	ICAM3	adhesion	-0.00108849	0.006172057	-0.013070523	-0.007730449	-0.015782611	0.013440698	-0.015529444	-0.016914591	-0.024829717	-0.026773641	0.01237415	-0.016537894	-0.019259034
H96235	ETS2	cDNA FLJ20528	-0.012637572	-0.007161815	-0.026784159	-0.004683008	-0.019113137	0.0195911	-0.019100971	-0.013562836	-0.015614053	-0.015008536	0.010764581	-0.024126185	-0.018426241
AA447797	PLAT	activator, tissue	-0.006139209	-0.013052924	-0.019412451	-0.006346729	-0.018706432	0.008270937	-0.011137448	-0.013296037	-0.013568017	0.001061522	-0.007061165	-0.021842909	-0.013393676
AA677326	OTC	carbamoyltransf	-0.001384365	0.002644049	0.005463156	0.000461585	0.01509842	-0.003728231	-0.013535717	0.000725655	0.000710653	-0.007898742	0.028147347	-0.003806367	-0.02141358
AI651536	PCDHA12	alpha 12	0.000769187	-0.001234933	-0.010220839	-0.004909326	0.001792611	-0.013876414	-0.004365891	0.00067902	-0.006184555	-0.010858005	0.015467963	0.000121177	-0.01274912
R70868	R70868	Data not found	-0.011326836	-0.008159886	-0.002495434	-0.010793521	-0.012206356	0.017324778	0.004934442	-0.013408033	-0.018669541	-0.012623498	-0.000470326	-0.003080488	-0.016343657
AI890849	ALDH2	dehydrogenase	0.013122985	-0.00038135	0.008374375	0.00410326	-0.00043759	-0.006325958	0.002211584	-0.009947706	0.011054264	0.008266258	0.004082823	6.02169E-05	0.004018217
N30191	CCK	cholecystokinin	-0.004887189	0.00588563	-0.002631186	0.009633055	-0.01038322	-0.005181191	-0.000857076	-0.002876102	0.000999444	-0.002514748	0.019578753	0.002811949	-0.018319666
AA486218	ACTR2	mRNA; cDNA	-0.013759011	-0.02264291	0.000139401	-0.024336291	-0.012954026	0.000450966	-0.012202353	-0.024929805	-0.014544203	-0.002144618	0.013627784	-0.014594434	-0.004531792
AA608519	BAZ1A	Data not found	-0.00644067	-0.009570465	-0.001978768	-0.015670422	-0.009469206	0.006050284	-0.001091245	-0.017507019	-0.013642192	-0.008153351	0.008649179	-0.019494961	-0.003581566
AA283024	LOC51696	homolog of	0.00339274	0.0041566	-0.005578937	-0.02169091	-0.011611533	-0.009000993	0.013576119	-0.012474076	-0.025318688	-0.01141681	-0.019149133	-0.003471409	-0.014345069
AA412712	FNBP3	protein 3	-0.001000759	0.005228704	0.007419696	-0.004817297	-0.011874288	-0.006206164	0.013837348	-0.007805176	-0.007879118	-0.000491398	-0.007750387	-0.004080718	-0.010843127
AI968672	IL6ST	signal	-0.004002028	-0.002164167	-0.009912392	-0.018914507	-0.014305171	-0.019957943	-0.001912854	-0.022430533	-0.011068382	-0.015710041	-0.020445987	-0.005317106	-0.000890143
AA074677	AA074677	ESTs	-0.003165297	0.00400154	0.013170719	0.004613337	-0.011061013	0.024316671	0.001254352	-0.006446143	-0.010049825	-0.017348714	0.02155187	0.004748357	-0.007424725
AA411814	PSEN1	(Alzheimer	-0.005963676	0.008601848	-0.006601199	-0.010529509	-0.019562436	0.015111036	-0.005503154	-0.01542111	-0.014608627	-0.012389903	0.008824547	-0.00931985	-0.013962426
AA598526	HIF1A	inducible factor	-0.000253743	-0.005739624	-0.012320176	-0.008162912	-0.01507578	-0.00155729	-0.006821938	-0.018152078	-0.011091568	0.007404594	-0.02517822	-0.011762472	-0.011861214
AA101875	CSPG2	sulfate	-0.003957463	-0.009300659	-0.012442452	-0.014551455	-0.015186709	0.000726949	0.001075772	-0.016760232	-0.012994777	-0.010904091	-0.00575455	-0.015470615	-0.013717291
AA670286	RPS6KC1	protein S6	-0.012533093	0.007420037	0.032051942	0.018707906	0.011612286	-0.00156632	0.019277425	0.015400868	0.022111056	0.019675236	0.006019385	0.026264952	-0.014394385
H22563	H22563	mRNA; cDNA	0.007282662	0.010319863	0.007648813	-0.001323944	0.010513059	0.001872522	0.009900404	0.001334677	0.002695712	0.009395761	-0.0052236	0.01078742	0.013821383
N57551	FXR1	retardation,	-0.013562139	0.009910867	-0.003810072	-0.001778037	-0.000957405	0.001044389	0.008613993	-0.018539002	-0.009705008	0.012359601	-0.010482731	0.026923744	0.012291825
AA418852	LOC51295	ECSIT	-0.009819025	-0.000187747	0.019988127	0.016967407	0.01007146	0.013833734	0.021551212	0.023274669	8.56928E-05	0.032732875	-0.004320653	0.016496587	0.027259073
AA463629	KIAA0721	protein	-0.003408854	0.015657493	0.019858886	0.014744323	0.00490392	0.010277037	0.016459947	0.006567497	0.009206532	0.018153356	-0.004646677	0.033808684	0.011444009
AA453473	AA453473	mRNA full	0.016646368	0.026534186	0.02448638	0.021004443	0.006484519	0.005589056	0.01250845	0.007845881	0.029423104	0.015257481	0.001063041	0.02303974	0.011977386
R72097	R72097	group I	0.01396197	0.014102214	0.017860062	0.013900023	0.011883076	0.017815588	0.010363184	0.013398302	0.015543484	0.012715989	0.011305289	0.015048151	0.01170102
AA063637	PPT1	thioesterase 1	0.015257455	0.012097435	0.004317006	0.009292263	0.018549908	1.71327E-05	0.007016292	0.024022367	0.021424783	0.025222337	0.011528902	0.012996813	0.015219324
AA284234	AA284234	Data not found	0.011280031	0.018919832	0.008907135	0.018932718	0.015961835	-0.00804599	0.001246282	0.021666872	0.019324414	0.01677884	0.015770938	0.012721162	0.006554887
AA464612	MRPS18B	ribosomal	0.014820572	0.021892958	0.001639189	0.007672725	0.019486211	0.002321849	-0.006485674	0.014603041	0.007683146	0.009449881	0.002553137	0.011498786	0.016953316
AA044390	UGP2	pyrophosphoryla	0.009659119	0.025454049	0.013852267	0.017694022	0.010102265	0.007015463	-0.001302329	0.022456527	0.018653035	0.022269667	0.008069192	0.025114617	0.022642584
AA600217	ATF4	transcription	-0.008175674	0.024277868	0.016787085	0.019511495	0.005397394	0.018630883	0.00634901	0.029339638	0.020206429	0.005678838	-0.000437148	0.023909296	0.015887391
AI350553	FLJ21019	protein	-0.000257025	0.022915507	0.021532724	0.014953092	0.013881759	0.006799747	0.013104485	0.019016867	0.020646966	0.011788545	0.009840515	0.025729902	0.026114736
AA485377	FOS	murine	0.009310586	0.015888787	0.008443896	0.022774215	0.017053178	0.023275888	0.014400761	0.023769468	0.026149573	0.007643769	0.01939939	0.018705794	0.013186687
AA418544	AA418544	clone	0.010342352	0.011891017	0.007148936	0.012835513	0.016144822	0.009977439	0.004568772	0.016437664	0.01881377	0.009977323	-0.002480482	0.017941901	0.00854345
AI828088	CDKN1C	dependent	-0.004793597	0.013547973	0.019634082	0.006237016	0.013564735	-0.002878885	0.017154355	0.011416374	0.015507868	0.002337761	-0.012725618	0.021035162	0.014861905
AA953294	SSNA1	syndrome	-0.006017014	0.005920905	-0.015647379	0.009151527	0.008024178	0.002577285	0.017047635	0.007341244	0.005859796	0.006692924	0.004476019	0.02488727	0.019088829
H53340	MT1G	1G	0.012465521	0.029065011	0.006230612	0.011276635	0.018466886	0.022725162	0.020315628	0.028613537	0.026713471	0.008361319	0.007944979	0.023231849	0.017407716
H77597	MT1H	1H	0.009781688	0.028312546	0.001063299	0.008919865	0.019111242	0.019640866	0.017484106	0.028952532	0.030963487	0.004851253	0.006667873	0.020720728	0.013955971
N55459	RNAHP	RNA helicase-	0.012868224	0.02929617	0.003111887	0.009068869	0.019167436	0.020712787	0.018221499	0.031104635	0.031932285	0.00450099	0.006164636	0.021979011	0.014732675
H93508	DKFZP566K023	protein	0.009204106	0.027277283	-0.001023742	0.01577224	0.022932113	0.014927661	0.014525695	0.034664464	0.032462479	-0.006330609	0.001280383	0.021633846	0.011719473
AA999679	PCDHGA8	gamma	0.008660967	0.03065691	0.000435179	0.00818107	0.022117696	0.019275434	0.014215945	0.033619129	0.035379163	0.002381286	0.003313077	0.021118799	0.012962394
AA115304	3	protein	-0.00710855	0.01643053	-0.012001547	-0.001096873	0.012102393	0.004650379	0.010876801	0.036521229	0.018224399	-0.001220266	-0.017123868	0.017674362	0.028109601
AI185567	AI185567	clone 24528	0.007513824	0.005573627	0.004807545	0.015039584	0.010521208	0.001766322	0.009688739	0.022723081	0.008963344	0.023594847	0.008233987	0.022578256	0.006377969
AA436410	BCAT2	aminotransferas	0.013110889	0.014701455	0.012206837	0.016796087	0.022215987	0.01441227	0.014653294	0.025852667	0.020873507	0.027283793	-0.003491392	0.023512924	0.015483406
R42177	KIAA0759	protein	0.003256362	0.009316666	0.000444142	0.005580789	0.018856425	0.029240355	0.011770731	0.011546176	0.009244002	0.019796262	-0.005942376	0.03220693	0.01214423
AA490843	AA490843	promoting	0.007318631	0.027857821	0.010004134	0.020475165	-0.000535456	-0.000245106	0.006312887	0.012688254	0.002666932	0.015810265	0.001552734	0.025484011	0.012518006
AB017116	AB017116	Data not found	0.00919369	0.019277124	0.02397376	0.012534992	0.009734574	0.014526666	0.011632223	0.020206466	0.0215522	0.0162754	0.022051785	0.019265569	0.013575879
AA450205	TLOC1	protein 1	0.01029887	0.03194646	0.010952536	0.011687987	0.011317312	0.0062302	0.012910866	0.014893938	0.009944631	0.00406536	-0.004728566	0.017677067	0.012387466
AA022886	RDGBB	degeneration B	0.017147618	0.018355047	0.000859453	0.007298663	0.012153069	0.006198546	0.013527939	0.010134459	0.016775772	0.0258698	-0.008320001	0.027426375	0.020265034
AB017269	TMEFF2	protein with EGF-	0.005163254	0.020304507	0.018060224	0.014541608	0.011510389	0.000519394	0.011544029	0.014042297	0.010977125	0.025048301	0.003363021	0.033768143	0.017781226
AA279748	FLJ10512	protein	0.009674746	0.022436111	0.000120722	0.013509288	0.014298069	0.008577075	0.008825754	0.020924692	0.016147844	0.026818253	-0.001332246	0.02870142	0.016851097
AA621342	DKFZP564B167	protein	0.025784692	0.022584055	0.013963172	0.015877767	0.021365951	0.015262549	0.009722223	0.023152961	0.028435378	0.030060998	-0.004093735	0.019926984	0.020095429

Acc no	Symbol	Name	ab050 IM	ab004 CG	ab079 CG	ab064 N	ab134 N	ab109 CG	ab196 CG	ab045 N	ab119 IM	ab174 CG	ab177 IM	ab180 N	ab165 CG
AI871665	ACAT1	Coenzyme A	0.017254621	0.023128743	0.018653123	0.023423963	0.0219629	0.006905987	0.021984006	0.027845173	0.017761698	0.025072916	0.007462226	0.02977575	0.018096184
AI014441	TPD52L1	D52-like 1	0.017252172	0.017679538	0.008921127	0.014392683	0.01377255	0.012570416	0.014482802	0.0257601	0.010117588	0.022620153	0.001259258	0.028717419	0.020528775
AI969670	LDHB	dehydrogenase	0.019298233	0.021675655	0.015225632	0.02023306	0.016717027	0.009054862	0.012272918	0.021342133	0.012753379	0.022513693	-0.006226103	0.021956671	0.015261123
H12044	PIR121	FMR1	0.010411335	0.020594271	0.015856635	0.015791418	0.014868776	0.013687548	0.018867936	0.022215783	0.014061584	0.02565106	0.005512859	0.024520391	0.027693973
AA777774	AA777774	clone 24630	0.014299577	0.019504157	0.018330932	0.009697806	0.018849208	0.007356937	0.013418208	0.025028003	0.017123137	0.015671829	0.005811155	0.023506331	0.014058559
NM_000218	KCNQ1	voltage-gated	0.021020497	0.019071674	0.018449804	0.015407376	0.015116591	0.013195878	0.013352153	0.017919853	0.022848743	0.025440715	0.007244492	0.022153517	0.019031826
H15662	CYLN2	linker 2	0.020365845	0.014643596	0.014209571	0.014377859	0.014586061	0.009057109	0.010733743	0.018603242	0.022087878	0.027141297	-0.00320248	0.019434156	0.02215435
AA779401	ME3	NADP(+)-	0.015438353	0.01942609	0.010134112	0.01962221	0.020926349	0.010389804	0.009035801	0.025051565	0.021498812	0.029799763	0.009187246	0.024836557	0.023543883
AA490887	KIAA0655	ESTs	0.017620523	0.017135195	0.014225099	0.010906475	0.014492525	0.004548205	0.004924837	0.017620002	0.019807734	0.016066446	0.007090599	0.02178502	0.017217901
AI364688	TM7SF2	7 superfamily	0.022571765	0.021610929	0.020995141	0.016103156	0.014349975	0.01276299	0.017527166	0.025669091	0.023081287	0.022087981	0.00887245	0.029193822	0.01970261
AA702150	AA702150	unc93	0.024989641	0.019650087	0.015034854	0.01697119	0.017579705	0.011426748	0.012537495	0.013074674	0.023931596	0.016139322	0.006105237	0.027285179	0.019446634
N67017	LIFR	inhibitory factor	0.008427857	0.021063592	0.017324531	0.018376493	0.007226858	0.002631178	0.008205985	0.014364457	0.012922943	0.017746174	0.007610996	0.026719107	0.017746972
AA490497	UBL3	ubiquitin-like 3	0.002425118	0.017352253	0.019306611	0.01312758	0.005478747	0.019284666	0.01022286	0.01081679	0.011398955	0.010359013	0.007140915	0.02286796	0.014334934
AI199182	KIAA0615	protein 1	0.008246666	0.019194187	0.014183826	0.01380429	0.008634061	0.003537357	0.012341762	0.023973131	0.015417732	0.017924857	0.010810018	0.027823407	0.021113193
AA131466	FLJ12666	ESTs	0.020946538	0.021315445	0.018378277	0.015769183	0.012392869	0.00303453	0.013594401	0.015918239	0.014809385	0.01701428	0.00341776	0.024593783	0.016276755
AI000103	GLUL	ammonia ligase	0.022637027	0.025791182	0.023840698	0.01961436	0.016648084	0.018848055	0.016949108	0.02107245	0.026386043	0.021462745	-0.001172002	0.022655884	0.016321951
R52658	Rab11-FIP2	protein	0.013362464	0.023819793	0.02340806	0.016959512	0.019526175	0.015213866	0.018404829	0.023032266	0.020374675	0.015705103	0.006651096	0.03447506	0.025097245
W45518	SLC4A2	family 4, anion	0.024220536	0.023932944	0.016920301	0.030397392	0.010071113	0.00712723	0.016449911	0.016388106	0.021115749	0.026239849	0.005439406	0.0262023	0.015404608
AA133129	TCEB3	elongation factor	0.012195178	0.028246042	0.022273508	0.017553265	0.011260107	0.014033399	0.021165398	0.027977171	0.032436312	0.017442634	-0.006435862	0.035594779	0.019151973
AA025150	FBP2	bisphosphatase	0.008163104	0.019532166	0.016129047	0.008875172	0.018228877	0.010315298	0.014074416	0.015325308	0.018424542	0.009865201	-0.001741906	0.020851193	0.01748549
AA682851	C12orf8	open reading	0.009831977	0.012272294	-0.001844231	0.012995712	0.008243549	0.010826273	0.006424663	0.013679446	0.021636498	0.009946148	0.002717255	0.016674782	0.013374258
AW058221	LIPF	lipase, gastric	0.017092776	0.020217438	0.021827716	0.019723616	0.0182124	0.023998334	0.01900551	0.019261287	0.021960919	0.019741114	0.011213856	0.02079102	0.019105751
H62162	HPN	(transmembrane	0.021449444	0.024188312	0.010763423	0.0087456	0.015936607	0.015320413	0.01563069	0.023277309	0.023127576	0.016085801	0.003394362	0.027532843	0.015179591
AA421269	PIK4CA	sitol 4-kinase,	0.019779635	0.026761842	0.022300519	0.021046806	0.021947295	0.026279721	0.011755719	0.026939791	0.026359684	0.018704501	0.012153822	0.014344472	0.01901322
AA932521	FKBP4	protein 4, 59kDa	0.007130376	0.023789928	0.012884948	0.010479362	0.013700584	0.011418801	0.003239417	0.024224005	0.018086276	0.01243485	-0.008029896	0.011923988	0.008896207
AA970760	HSD17B2	(17-beta)	0.002140788	0.023008298	0.016834484	0.012422621	0.009259532	0.007757397	0.004279794	0.019319009	0.01105734	0.011917298	-0.0003592	0.018082483	0.010205582
N70714	PXMP2	membrane	0.020753603	0.025164038	0.016512075	0.020076636	0.018714329	0.019854684	0.009476434	0.022772724	0.022815999	0.020951099	0.005253219	0.024637062	0.015349713
AA976851	KIAA1423	protein	0.019699936	0.028167614	0.017808322	0.018967194	0.015850857	0.014649522	0.011164901	0.027049889	0.028415987	0.017973466	-0.004418169	0.023835497	0.011859992
AA620556	PECI	D3,D2-enoyl-	0.012954778	0.024763993	0.01603688	0.015967327	0.019006753	0.018601324	0.015850338	0.028432588	0.025257581	0.020223942	0.004127504	0.026533258	0.020737732
AA430698	SYPL	like protein	0.018226583	0.027416071	0.022806519	0.020725668	0.018514411	0.026418052	0.018179357	0.027358958	0.026541986	0.017922945	0.012606844	0.027347428	0.019887291
R39954	DLG4	Data not found	0.009972613	0.028879774	0.008377583	0.007158325	0.018183734	0.00762803	0.012121825	0.016232745	0.015455249	0.010603547	-0.004150009	0.020961784	0.007047171
AI732400	AI732400	Data not found	0.011861766	0.026872008	0.007649149	0.008409605	0.02124552	0.009513606	0.015619534	0.018009451	0.016283068	0.008279807	-0.001138132	0.023086577	0.009684548
AA457047	KIAA0084	protein	0.025322082	0.033198839	0.00779033	0.016100593	0.024414456	0.006660336	-0.001571236	0.01736971	0.017975374	0.005651371	-0.006902295	0.017975055	0.005206852
AA429281	MGC10433	protein	0.016005232	0.034991943	0.015544203	0.005940127	0.016606017	0.004692165	0.002429753	0.017185511	0.010651126	0.005337059	-0.00672491	0.019755099	0.004574307
N62562	LOC55977	Similar to	0.017535268	0.031986648	0.009630495	0.008172773	0.015522568	0.006263796	-0.002218687	0.018195672	0.019837107	0.005130795	-0.000101769	0.018753844	0.008401812
N73827	KIAA1504	protein	0.011975237	0.025437747	0.015733817	0.006807663	0.020405268	0.022601574	0.01625108	0.023885562	0.026792739	0.019112977	0.004204758	0.025059519	0.012916734
W01011	SAH	associated	0.017814176	0.031922556	0.009979595	0.013397096	0.027165692	0.017912101	0.004764615	0.029295321	0.026625899	0.018938595	0.003217714	0.023521845	0.015220555
AA181333	KIAA0103	product	0.007759196	0.020750643	0.012497475	0.009541034	0.01789735	0.014904691	0.013528883	0.020435327	0.022284044	0.011570121	0.007226697	0.013915416	0.017217039
AA482224	TMEM4	protein 4	0.013561121	0.021929619	0.013951851	0.010079636	0.016649484	0.01380393	0.013850395	0.016571362	0.021661687	0.011276188	0.006202785	0.014432802	0.013933284
AA454098	KNSL5	(mitotic kinesin-	0.006759555	0.019590857	0.011124413	0.016721182	0.012995496	0.022645373	0.017827662	0.033574465	0.020747441	0.011396985	0.008622393	0.016002144	0.007774825
AA810225	GPR30	coupled	0.012953555	0.028349428	0.012720273	0.015945368	0.021547739	0.020533857	0.025477164	0.030958673	0.021163602	0.019691364	0.009108644	0.030488241	0.008672233
AA485358	NIFIE14	transmembrane	0.001946024	0.001637849	-0.00045882	0.009385409	0.013384278	0.010037504	0.004592734	0.022536347	0.006930167	0.015040078	-0.006047313	0.010633455	0.00930959
AA152347	GSTA4	transferase A4	0.007791944	0.015390964	0.020733838	0.018962578	0.01939836	0.01704945	0.017573064	0.029935167	0.025322209	0.019495189	0.00710085	0.020466445	0.013677109
AA968514	WBP1	protein	0.016330713	0.022353973	0.005721639	0.013180272	0.016765291	0.013686868	0.021747889	0.017150691	0.021062617	0.016500933	0.005996708	0.017494058	0.019473175
AA424509	KIAA1049	protein	0.015334879	0.026551625	0.013038662	0.008238628	0.01413248	0.009129789	0.01049628	0.029179761	0.02577555	0.017798475	0.001950621	0.029211252	0.017268576
H18950	SLC13A3	family 13	0.010310305	0.010733878	0.003010485	0.015424009	0.015791012	0.024587772	0.026738192	0.02461392	0.033990041	0.019727162	0.004171931	0.01790644	0.011059046
R20729	SH3GL2	GRB2-like 2	0.012711259	0.019479039	0.019729751	0.028295759	0.007842927	0.013660721	0.008575863	0.029262876	0.024895382	0.009174238	-0.000523641	0.02249635	0.014342258
AA431408	DKFZP566D193	protein	0.003535488	0.016644523	0.018027521	0.028236175	0.018664432	-0.001155762	0.021248837	0.031704813	0.020122039	0.004603688	0.003512921	0.012821708	0.016911609
AA418395	DPP7	ase 7	0.003226242	0.012225968	-0.018742372	-0.012996512	0.010001104	0.005068322	0.005166403	0.012712295	0.00688175	0.010311129	-0.005058486	0.012356985	0.0126634
T68844	T68844	Moderately	0.002283639	0.023610454	0.003978313	0.003091281	0.017779862	0.000351016	-0.003840847	0.011584047	-0.00443946	-0.004417313	-0.000695719	0.025694641	0.020988012
AA479106	FLJ10637	protein	-0.00692233	0.006426162	-0.017382567	-0.004097148	0.002182301	0.006556197	-0.001136074	0.008458298	0.006744861	-0.005057755	-0.001507435	0.014449968	0.009685773
AA977242	CIRBP	RNA binding	0.009219715	0.026478813	0.014038629	0.000301148	0.00955959	0.00517923	0.010746411	0.014594151	0.017569461	0.006167653	-0.004943565	0.023586993	0.014577792
AA160913	PDE9A	se 9A	0.024290495	0.039704827	0.013835303	-0.007336777	0.021281408	0.011278226	0.010291396	0.026157708	0.019832332	0.01130891	-0.010208505	0.031303296	0.029123013
AA431321	TRIP7	group	0.009174544	0.01346096	0.006359712	0.004555367	0.021945324	-0.005943406	0.005299238	0.010758068	0.010185599	0.006268452	0.001413749	0.012220792	0.017275228
AA489523	EEF1D	translation	-0.013626806	0.012324486	-0.002186843	-0.002339314	0.013056484	-0.00202707	-0.000258586	0.009796239	0.008257461	-0.000487324	-0.002271743	0.014470104	0.018690312
AA447986	DNAJC4	homolog,	0.014142817	0.015050433	0.009635352	0.004023868	0.020388737	0.006428997	0.009478739	0.013623376	0.019153755	0.013440561	0.006428593	0.016013088	0.025660932
T54926	SNRPN	ribonucleoprotei	0.008415693	0.023828775	-0.001355459	0.010211766	0.015634714	0.002388819	-0.001220102	0.017011898	0.015425962	0.00796192	-0.002216503	0.013078453	0.014757286
AA456571	BSCL2	Seip congenital	-0.001317931	0.000823157	0.002412658	0.011706716	0.018219691	0.016649631	0.020843638	0.009434846	0.012768717	0.016449999	-0.00763414	0.009326044	0.020280362
AA663435	TRIM28	containing 28	-0.004246583	0.005127054	0.001122004	-0.006584083	0.006619027	0.004105282	0.006398933	0.004448275	-0.008171996	-0.004280501	-0.006538253	0.006289391	-0.010166758
AA985442	MANBA	beta A,	0.001088073	0.003883378	0.012858063	-0.008525979	0.010007675	0.016579365	0.005311395	-0.005292944	-0.012446573	0.007546309	0.001670808	0.030478106	0.001807371

Acc no	Symbol	Name	ab050 IM	ab004 CG	ab079 CG	ab064 N	ab134 N	ab109 CG	ab196 CG	ab045 N	ab119 IM	ab174 CG	ab177 IM	ab180 N	ab165 CG
H10995	H10995	mRNA full	-0.006271633	0.007582109	-0.013747328	-0.004553788	0.012341131	-0.007190717	0.009402575	0.005337412	-0.006808584	0.012643712	0.000386382	0.007390055	0.019617689
AA630302	NRD1	arginine dibasic	-0.034689081	-0.016131914	0.013855748	-0.005659383	0.016297601	-0.010011296	-0.006002267	0.03726757	0.000323392	0.005920266	0.002865804	0.013041525	0.037129199
R76263	R76263	Data not found	-0.006271086	0.015954504	0.010031374	0.017157305	0.026389248	0.00689164	0.01452748	0.025215017	0.005467082	0.010622828	-0.00080129	0.018444324	0.019387023
U68566	U68566	protein	-0.002233132	0.027652057	0.00593341	0.009832472	0.025339717	0.013709597	0.014672296	0.021388407	0.01531704	0.010870262	-0.000142098	0.013479721	0.010909229
H11718	KIAA0555	product	-0.015182307	0.005708044	-0.013021117	0.000409681	-0.001628047	-0.012896665	-0.011656942	0.012688975	0.005226161	0.000988998	0.006544	-0.000867236	0.000738215
AA017043	HTATIP	interactive	-0.022718172	0.008465742	0.022117493	0.01303879	0.010174455	0.00108	0.01591709	0.007886338	0.003206295	-0.003680909	0.006408402	0.00483638	0.014702546
AA029308	MTCP1	proliferation 1	0.012061795	0.003613516	0.013040059	0.016478774	0.014530274	0.015181778	-0.001157702	0.019147409	0.008265907	0.004650365	-0.005364801	0.024315936	0.005793778
AA009697	CDC42	similar to Cdc42	-0.01295382	-0.000748204	0.018086138	0.007310897	0.003994147	0.004475404	0.010054023	0.022563969	0.007337437	0.006356263	0.006485674	0.01386251	0.005145028
R42233	R42233	s 4	0.009720034	0.016744359	0.002002677	0.008311816	-0.000709279	-0.017901256	-0.004143895	0.006341962	0.004733941	-2.32394E-05	0.001402681	0.013034596	0.009079183

Acc no	Symbol	Name	ab114 CG	ab057 IM	ab187 CG	ab111 CG	ab056 D	ab015 CG	ab161 N	ab169 CG
R43217	HMG17L3	group	-0.013200231	-0.015113404	-0.030103572	-0.010633174	-0.014279386	-0.018560046	-0.030310957	-0.019678667
AA449321	AA449321	cDNA FLJ12280	0.010099607	0.002227555	-0.00923226	0.002738728	0.012473095	0.00377628	-0.013265039	-0.007524398
W72697	CRA	resistance	-0.004195463	-0.023257624	-0.015003785	-0.021094873	-0.009686765	-0.010737443	-0.004852598	-0.024721264
AA046639	LOC51312	mouse	0.010957028	-0.005515212	-0.017142847	-0.001844968	-0.001547851	-0.010947921	-0.006372787	0.000300755
AA465396	LOC51312	mouse	0.009392287	-0.007142129	-0.018173459	-0.017306727	0.012798867	-0.016957573	-0.00123611	-0.004608284
N27179	BST1	stromal cell	-0.025306555	-0.007663833	-0.015165069	-0.002373709	0.005713662	-0.011758554	-0.014412284	-0.001220373
R60044	R60044	transposable	0.009948404	-0.006034149	0.009155903	-0.019909877	-0.008795052	0.003016134	-0.025345927	-0.025464232
AA430524	CAPZB	(actin filament)	0.004691498	-0.015434411	-0.025506465	-0.01449248	-0.003359507	-0.003390969	-0.025725413	-0.019764775
AA419628	TCF7L2	factor 7-like 2 (T-	0.015968344	-0.000939545	-0.011475949	-0.003647846	0.000273184	0.00524968	-0.004357733	-0.017481168
AA160783	FAT	suppressor	-0.006310939	-0.014136132	-0.010188184	-0.011242182	-0.006929819	-0.002311368	-0.013173517	-0.014278739
AA487557	EPLIN	lost in neoplasm	-0.00256166	0.001828722	-0.006466813	0.001938692	0.001301701	-0.009345678	-0.008647346	-0.013615647
AA497029	LDHA	dehydrogenase	-0.006329689	-0.020971084	-0.028790961	-0.024246002	-0.009383526	-0.022978829	-0.022882765	-0.014285362
R55789	APBA2	(A4) precursor	0.006086422	-0.002547377	-0.00985434	-0.004985502	0.000581747	-0.010336009	-0.008687881	-0.005154454
AA402915	ACY1	aminoacylase 1	-0.001393101	-0.009373102	-0.011807088	-0.010661792	0.002680637	-0.010284465	-0.014484198	-0.008046102
AA464139	BG1	dehydrogenase	0.001910917	-0.002488327	0.001427934	-0.010622809	-0.003317893	0.001928485	-0.005779841	0.002775385
H99751	BG1	dehydrogenase	0.003498741	-0.010351352	-0.005035275	-0.017374253	-0.001384276	-0.006116316	-0.006650437	-0.012441754
AA488288	CMAS	monophosphate	0.011141403	0.0059596	0.001064111	-0.004586915	0.010674992	0.001456674	-0.008918249	-0.009096984
W55964	ARPC5	protein 2/3	-0.013498189	-0.02037828	-0.014782177	-0.022842854	-0.023627268	-0.014067322	-0.021554698	-0.021498109
AA609598	YWHAZ	monooxygenase	-0.010627468	-0.016065821	-0.013684524	-0.021553068	-0.01741655	-0.004947342	-0.023916707	-0.016924585
AA425401	STK24	kinase 24	-0.003321332	-0.015944082	0.00064796	-0.002596671	-0.017352048	-0.00113424	-0.019665528	-0.014433762
AA683581	B4GALT4	Gal:betaGlcNAc	-0.00179546	-0.008717108	0.001093653	-0.010064375	-0.00956618	-0.005350802	-0.015955318	-0.014935374
AA130584	CEACAM5	c antigen-	-0.021069348	-0.0171139	-0.00752867	-0.011956058	-0.01246071	-0.013732696	-0.010943703	-0.014116248
AA454597	GOLPH2	phosphoprotein	0.019860221	-0.009106506	0.001372918	-0.002600522	-0.010528317	-0.000386261	-0.011472222	-0.013204729
AA133469	KRT20	cytokeratin 20	-7.71831E-05	-0.007725042	0.015106519	0.013898493	0.009647943	0.001654783	-0.008557435	-0.001548062
R02085	MGST3	glutathione S-	-0.012182833	-0.009623185	-0.009614598	-0.009575663	0.002465973	-0.002245645	-0.021391103	-0.021660082
AA205649	ZNF254	protein 254	-0.006817672	-0.003788973	-0.016326158	0.000258745	0.007325824	-0.003152979	-0.021700726	-0.018915967
AA130579	LGALS4	galactoside-	-0.003935293	-0.017285757	-0.010778225	-0.003039944	0.000169244	-0.0095646	-0.020449912	-0.01398001
AA679907	IDH2	dehydrogenase	-0.011478778	-0.008051453	-0.005503756	-0.001670251	0.006063746	-0.008931077	-0.016438637	-0.015665161
AA630328	LGALS3	galactoside-	-0.007964631	-0.006450987	-0.004042898	-0.00200262	0.008731083	-0.002137915	-0.017536785	-0.015623713
AA284492	TSPAN-3	tetraspan 3	0.003249872	-0.015887705	-0.011180997	-0.013615571	-0.012210166	-0.006423613	-0.01884064	-0.019088323
AA011446	CASP3	apoptosis-	0.005317371	-0.010433643	-0.014313643	-0.001004453	-0.023502088	-0.010705139	-0.023500408	-0.01063777
N69107	YWHAH	monooxygenase	0.002285864	-0.019749116	-0.014005546	-0.013452635	-0.019149329	-0.0131609	-0.018543746	-0.014909172
AA043133	SLC16A1	family 16	0.005611671	-0.021481438	-0.014195182	-0.00137792	-0.008526275	-0.014982649	-0.02670324	-0.012393053
AA419015	ANXA4	annexin A4	0.001108899	-0.009480234	-0.0115232	-0.007422156	-0.003792328	-0.006011462	-0.015339499	-0.016446043
AA465495	FACL5	Coenzyme A	-0.00390944	-0.009609254	-0.005176626	-0.003312067	0.001178914	-0.010217933	-0.013852345	-0.011734038
AA133212	NCOA4	coactivator 4	-0.004356052	-0.000881888	0.008113402	-0.009203742	-0.009194728	-0.001560156	-0.011206768	-0.016236244
AA446819	OAT	aminotransferas	-0.001662496	-0.00593587	-0.000243939	-0.008432777	-0.001615286	0.000494127	0.000911309	-0.015484583
W72792	EPHB2	EphB2	-0.014186417	-0.006864659	-0.007779296	-0.008261127	0.001346018	-0.014138917	-0.005918029	-0.005488033
H16833	SRD5A1	reductase, alpha	-0.001290281	-0.008384016	-0.00385868	-0.001951421	0.000786738	-0.005535787	-0.005088832	-0.010900453
AA699679	NR1I2	subfamily 1,	-0.007627818	-0.005717463	-0.002671076	-0.009763235	0.003460261	-0.00063717	-0.007306774	-0.001423724
AA884167	ANXA13	annexin A13	-0.005618387	-0.003134936	-0.00710987	-0.010450334	0.019524957	-0.002150199	-0.011382381	-0.007755034
T60135	MGLL	Data not found	-0.003731587	-0.011705637	-0.005331648	-0.011408413	-0.007845838	-0.012005564	-0.01439358	-0.013456263
AA446822	LPIN1	lipin 1	0.001797357	-0.015582557	-0.003486064	-0.010508223	-0.01152521	-0.01207846	-0.016937598	-0.017886433
AA421278	MTP	triglyceride	-0.003576957	-0.005377982	-9.32046E-07	-0.003207698	0.012932303	-0.001026111	-0.006811051	0.001484395
T61078	CPS1	phosphate	-0.002768427	-0.002115847	-0.00574794	-0.003837943	0.011886475	-0.004907991	-0.002639828	-0.004246955
AW009320	CDX1	homeo box	-0.006921547	-0.003622298	-0.005197659	-0.006933295	0.016694709	-0.003289626	-0.008370625	-0.007061173
N73958	SCYA25	motif) ligand 25	-0.002713432	-0.003731806	0.000835725	0.001345721	0.018752786	-0.004104182	0.001809067	0.000220692
AI433892	CLDN15	claudin 15	-0.003477538	-0.003923075	0.000136134	-0.001021744	0.016102862	-0.006031137	-0.002111113	-0.005016864
N74131	N74131	(intestinal)	-0.01222894	-0.01126549	-0.008733979	-0.006892099	0.011382757	-0.012608683	-0.009204325	-0.011564325
AA778392	BENE	BENE protein	-0.002635724	-0.018130299	-0.007529201	-0.00766599	0.008844049	-0.005729852	-0.006259628	-0.008257764
AI923531	DMBT1	malignant brain	0.005832156	-0.009719082	-0.003330505	-0.006190762	0.011376181	-0.008573628	-0.007185013	-0.007261417
AA876039	VIL1	protein	-0.017669176	-0.015008675	-0.006598592	-0.013044447	0.00472557	-0.011104994	-0.010825248	-0.008098845
AA846573	PLCB3	C, beta 3	-0.004895046	-0.016373157	-0.006857076	-0.008145551	0.002907623	-0.013102857	-0.014558095	-0.014349199
AW009764	CLCA1	channel, calcium	-0.002116172	-0.000790672	0.001551882	-0.002393332	0.014884247	0.004657695	-0.000611489	-0.00206934
AI669875	FAM8A1	sequence	-0.004793039	-0.006994421	-0.009067744	0.001174889	0.008519048	-0.006564123	-0.00472387	-0.006744955
AI651194	KIAA0708	protein	-0.003757175	-0.002701747	-0.006536058	0.001673697	0.013343703	-0.007617945	-0.000803668	-0.009747234
AI669320	GW112	expressed in	-0.006629273	-0.007010713	-0.005188872	-0.00029604	0.009523344	-0.00591702	-0.006297245	-0.007511898
AA487488	CLDN7	claudin 7	-0.022360474	-0.01547727	-0.017005329	-0.014309795	0.004641726	-0.017356998	-0.017773161	-0.018463488
T46924	ABP1	binding protein 1	-0.00854066	-0.014493575	-0.013191564	-0.004711819	-0.000356896	-0.008586882	-0.019073692	-0.013947619
R62384	SLC6A2	family 6	-0.006092404	-0.018238875	-0.011392333	-0.01526301	-0.002242608	-0.01519862	-0.015773286	-0.014981338

Acc no	Symbol	Name	ab114 CG	ab057 IM	ab187 CG	ab111 CG	ab056 D	ab015 CG	ab161 N	ab169 CG
AA025344	ARHC	gene family,	-0.016441359	-0.021122525	-0.016212702	-0.01906656	-0.012965477	-0.01926371	-0.019915169	-0.019849162
U78557	CRA	resistance	-0.006805863	-0.016758075	-0.007038985	-0.018696338	-0.005653615	-0.003905012	-0.018033353	-0.021584699
AI732703	AI732703	Data not found	-0.015922012	-0.009574946	0.001365758	-0.002076269	0.001354425	-0.006930397	-0.009200252	-0.008139625
T70999	UGT2B	glycosyltransfer	0.000142815	0.003166625	-0.00271565	0.001841754	0.006013766	-0.008465643	-0.00838693	-0.015102579
AA863469	LHFPL2	fusion partner-	-0.019997721	-0.010529411	-0.005487336	-0.004298768	-0.017295878	-0.014641363	-0.008700994	-0.003834
AA410429	VASP	stimulated	-0.010299747	-0.014293836	-0.016641446	-0.00400278	-0.005052696	-0.010304831	-0.028221873	-0.024300586
AA703019	LOC51762	RAB-8b protein	-0.016992772	-0.014068408	-0.003670865	-0.015882499	-0.012777545	-0.003407685	-0.024291182	-0.021229592
AA181307	AHR	receptor	-0.003031907	-0.009859812	-0.002810887	-0.011323692	-0.003070269	-0.001389767	-0.010514584	-0.012381534
AA856874	PACE	amino acid	0.013023191	-0.015515063	-0.002258946	-0.010323292	-0.004381625	-0.010962362	-0.010649565	-0.014119151
W95082	HSD11B2	(11-beta)	-0.017715469	-0.011947913	-0.002182249	0.003812548	-0.010959527	-0.007478541	-0.009425643	-0.007169799
AA478647	ICAM3	adhesion	0.006324792	-0.017970715	-0.015513351	-0.017426412	0.001126507	-0.009189272	-0.00594615	-0.017898837
H96235	ETS2	cDNA FLJ20528	-0.022249552	-0.021693044	-0.022760409	-0.024902976	-0.013481915	-0.011505229	-0.004938937	-0.011737228
AA447797	PLAT	activator, tissue	-0.000900135	-0.026180472	-0.018790162	-0.018528915	-0.020130994	-0.014241335	-0.005552669	-0.008437056
AA677326	OTC	carbamoyltransf	0.004104699	-0.003001054	7.46582E-05	-0.001420307	0.016499426	0.005280301	-0.007159262	-0.007108252
AI651536	PCDHA12	alpha 12	-0.004878795	0.000906058	-0.015704352	-0.007004048	0.012091074	-0.012370003	-0.001111841	-0.011365561
R70868	R70868	Data not found	-0.01356352	-0.015933323	-0.007764866	-0.010552495	-0.011633236	-0.013811514	-0.004584387	-0.004202294
AI890849	ALDH2	dehydrogenase	0.025495794	0.004219872	-0.00772499	0.008930414	0.000834899	0.00417036	-0.005687023	-0.008698796
N30191	CCK	cholecystokinin	0.001744888	-0.002433431	0.000674128	-0.001984893	0.004584394	0.004365679	-0.001685916	-0.010631712
AA486218	ACTR2	mRNA; cDNA	-0.000725262	-0.011526682	-0.013723361	-0.010307044	-0.01474586	-0.023633228	-0.019563748	-0.003614915
AA608519	BAZ1A	Data not found	-0.010809003	-0.019897338	-0.007949134	0.008484013	-0.010900842	-0.010703713	-0.021048482	-0.005004158
AA283024	LOC51696	homolog of	-0.001816006	-0.017806676	0.005671386	0.009254405	0.000448936	0.008750096	-0.010371415	0.007605617
AA412712	FNBP3	protein 3	-0.000826097	0.002059979	0.004825784	0.003289196	0.000903389	0.00484919	-0.016819398	-0.000922339
AI968672	IL6ST	signal	0.004585325	-0.002177431	0.017987027	0.008390987	-0.009966879	0.005948403	-0.019171726	0.004673597
AA074677	AA074677	ESTs	-0.006417755	-0.001444274	0.006343983	0.000317056	-0.000805929	0.001078136	-0.011075816	-0.010199227
AA411814	PSEN1	(Alzheimer	-0.020166101	-0.01375001	-0.011490492	-0.000496037	-0.012672422	-0.005964734	-0.012763111	-0.016692002
AA598526	HIF1A	inducible factor	-0.002854702	-0.016099871	-0.006583157	-0.011925141	-0.008176546	-0.004075981	-0.006025287	0.00080554
AA101875	CSPG2	sulfate	0.001127323	-0.014572444	-0.003976764	-0.003003059	-0.01225874	-0.015899406	-0.013742613	-0.005420581
AA670286	RPS6KC1	protein S6	0.011105259	-0.005175464	0.026719004	0.021181756	1.04717E-05	0.011790946	0.020876421	0.026123514
H22563	H22563	mRNA; cDNA	0.00708238	0.006727773	0.009763905	0.012210588	0.003448195	0.007545004	0.009521429	0.006566639
N57551	FXR1	retardation,	-0.001226058	0.002074194	0.013106655	0.008921997	-0.011324696	0.001265438	0.013222225	0.020105917
AA418852	LOC51295	ECSIT	0.000325822	-1.1569E-05	0.013390721	0.031604088	0.01007909	0.016145609	0.008382952	0.016210828
AA463629	KIAA0721	protein	0.004024839	0.015330651	0.025463677	0.022610052	0.007964963	0.026985479	0.0176789	0.009008047
AA453473	AA453473	mRNA full	0.010083802	0.020409795	0.039388727	0.025817084	0.010573417	0.020380682	0.025822314	0.002802466
R72097	R72097	group I	0.014500464	0.012333678	0.016101649	0.013992929	0.013028532	0.012333306	0.011638606	0.009077551
AA063637	PPT1	thioesterase 1	0.016829127	0.020155391	0.019477573	0.027515389	0.015864824	0.012186996	0.019338281	0.007934795
AA284234	AA284234	Data not found	0.021434689	0.010891521	0.002424408	0.015055988	0.012846618	0.001217331	0.013149436	0.019593816
AA464612	MRPS18B	ribosomal	0.01083414	0.016401799	0.016049438	0.02781417	0.012449053	0.010498871	0.017972401	0.00187095
AA044390	UGP2	pyrophosphoryla	0.010846844	-0.000489661	0.013546966	0.012623246	0.011224226	0.006514856	0.030117962	0.019813591
AA600217	ATF4	transcription	0.001244677	0.00562785	0.01985652	0.007541394	0.00864838	0.016249066	0.02116456	0.020183404
AI350553	FLJ21019	protein	0.016871702	0.002924279	0.01477319	0.020561962	-0.001855097	0.018755944	0.026619846	0.023293487
AA485377	FOS	murine	0.009648861	0.024240741	0.023064857	0.004790867	0.023363785	0.017357677	0.020075021	0.010053102
AA418544	AA418544	clone	0.009607721	0.021265828	0.016474879	0.00694306	0.017607988	0.018634156	0.015671325	0.012737365
AI828088	CDKN1C	dependent	-0.000106899	0.012141345	0.022159653	0.004764545	0.014209164	0.005780045	0.011831607	0.007880912
AA953294	SSNA1	syndrome	0.003809877	0.01334744	0.008873764	0.018386196	0.004610745	-9.43487E-05	0.017394851	0.01522278
H53340	MT1G	1G	-0.001721716	0.022649292	0.016984561	0.018571334	0.024994052	0.01187656	0.017332138	0.02041018
H77597	MT1H	1H	-0.005118235	0.020927715	0.014372541	0.021230488	0.022601086	0.009176303	0.017023334	0.021795568
N55459	RNAHP	RNA helicase-	-0.001695398	0.023377822	0.016739382	0.020401687	0.023747946	0.010874716	0.016306742	0.021297667
H93508	DKFZP566K023	protein	-0.004126981	0.029259146	0.009851873	0.019664245	0.031985683	0.006931144	0.012252381	0.030240689
AA999679	PCDHGA8	gamma	-0.004158111	0.024882523	0.013164931	0.021759467	0.027506691	0.008585076	0.015071932	0.025962046
AA115304	3	protein	0.003869345	0.031214717	0.019384904	0.025856897	0.011545908	0.014024278	0.018130716	0.02024698
AI185567	AI185567	clone 24528	0.003602254	0.017791957	0.018118125	0.024816589	0.002793604	0.019056164	0.011607081	0.016004018
AA436410	BCAT2	aminotransferas	0.017832172	0.021606518	0.016573579	0.024688741	0.021437154	0.009085988	0.020131187	0.016657139
R42177	KIAA0759	protein	-0.002198561	0.01182889	0.017005631	0.015451199	0.015530941	0.011793993	0.013245884	0.015832526
AA490843	AA490843	promoting	-0.003143282	0.017571543	0.013270485	0.014845733	0.00885176	0.008810974	0.022132591	0.029056083
AB017116	AB017116	Data not found	0.015496157	0.017555469	0.015873218	0.021975562	0.015718394	0.017187725	0.022576344	0.018134613
AA450205	TLOC1	protein 1	0.002187639	0.021323657	0.018804705	0.002611716	0.0110002	0.025807128	0.021480166	0.021940296
AA022886	RDGBB	degeneration B	0.012172503	0.018297785	0.026649451	0.015100048	0.014831472	0.009327465	0.019035571	0.012149981
AB017269	TMEFF2	protein with EGF-	0.008941854	0.011962464	0.02357342	0.011428723	0.015317749	0.017932156	0.01427336	0.017325622
AA279748	FLJ10512	protein	0.006851402	0.018442779	0.027833036	0.016542806	0.013856317	0.013409093	0.019124863	0.012450994
AA621342	DKFZP564B167	protein	0.020334868	0.018622152	0.027462148	0.014181903	0.022304556	0.018317285	0.019033784	0.020539238

Acc no	Symbol	Name	ab114 CG	ab057 IM	ab187 CG	ab111 CG	ab056 D	ab015 CG	ab161 N	ab169 CG
AI871665	ACAT1	Coenzyme A	0.015304684	0.020549132	0.026218104	0.01952926	0.021103054	0.021635201	0.024989687	0.016245217
AI014441	TPD52L1	D52-like 1	0.010191777	0.024384087	0.020439943	0.018831845	0.016419194	0.018201554	0.024393219	0.014899355
AI969670	LDHB	dehydrogenase	0.017023732	0.020296811	0.023800132	0.01654091	0.015765623	0.021079157	0.016854212	0.011360227
H12044	PIR121	FMR1	0.013936223	0.018357837	0.024697956	0.02523862	0.006501214	0.01969574	0.019251916	0.014235975
AA777774	AA777774	clone 24630	0.00951395	0.013582779	0.017215009	0.023211533	0.012294899	0.02292828	0.020818569	0.013580293
NM_000218	KCNQ1	voltage-gated	0.016667751	0.017270917	0.024462266	0.021578976	0.013463008	0.022824314	0.022335049	0.015083618
H15662	CYLN2	linker 2	0.022754722	0.015046547	0.021683382	0.022360936	0.00282406	0.021249108	0.017528941	0.014427677
AA779401	ME3	NADP(+)-	0.015440318	0.018414657	0.024854461	0.030848447	0.01057632	0.014682864	0.018197808	0.017736
AA490887	KIAA0655	ESTs	0.010153733	0.013214352	0.012320317	0.022792767	0.00744036	0.016742769	0.017985963	0.013866548
AI364688	TM7SF2	7 superfamily	0.01347325	0.019494702	0.02604603	0.023746396	0.01923128	0.019924438	0.018940502	0.013805958
AA702150	AA702150	unc93	0.016367615	0.028880588	0.024727051	0.022236224	0.022318622	0.026415423	0.025269291	0.018289078
N67017	LIFR	inhibitory factor	0.014376931	0.013910123	0.036721427	0.03085029	0.007479916	0.035876373	0.015679859	0.018171032
AA490497	UBL3	ubiquitin-like 3	-0.000274215	0.015888402	0.025978174	0.018867308	0.006351493	0.022693953	0.016300616	0.017155483
AI199182	KIAA0615	protein 1	0.004775664	0.014617783	0.019527627	0.022835279	0.00886359	0.028461908	0.018529689	0.010117084
AA131466	FLJ12666	ESTs	0.014990091	0.018700927	0.027385372	0.024698698	0.016283973	0.018204213	0.015289517	0.014995293
AI000103	GLUL	ammonia ligase	0.019862956	0.020932926	0.032310827	0.021308033	0.012674416	0.024419195	0.021597247	0.018546021
R52658	Rab11-FIP2	protein	0.008873576	0.021051886	0.035455325	0.02523838	0.010253264	0.017843895	0.027214299	0.016906059
W45518	SLC4A2	family 4, anion	0.020433913	0.026115516	0.029870869	0.019612916	0.018626842	0.023402176	0.0249768	0.018925662
AA133129	TCEB3	elongation factor	0.008162919	0.025720114	0.030902959	0.023128203	0.009811042	0.01875245	0.020416628	0.026471919
AA025150	FBP2	bisphosphatase	0.011002608	0.017298627	0.012719491	0.023119069	0.016721582	0.009433609	0.021154797	0.014769798
AA682851	C12orf8	open reading	0.014180858	0.017309654	0.02200639	0.00901166	0.017975726	0.006394582	0.018096724	0.019636812
AW058221	LIPF	lipase, gastric	0.018634123	0.018826676	0.023205008	0.018690308	0.020242016	0.01776582	0.020233337	0.019815487
H62162	HPN	(transmembrane	0.016825804	0.026634632	0.017756867	0.019233009	0.027376299	0.012808797	0.021173453	0.022624426
AA421269	PIK4CA	sitol 4-kinase,	0.02170808	0.025321932	0.025242026	0.019420398	0.027106238	0.020318731	0.023662488	0.018431483
AA932521	FKBP4	protein 4, 59kDa	0.001380804	0.0188914	0.011812748	0.003250061	0.027235501	0.013914411	0.030363459	0.007835771
AA970760	HSD17B2	(17-beta)	-0.0003572	0.021709394	0.015006558	0.010399311	0.019085573	0.015006659	0.029943439	0.014210792
N70714	PXMP2	membrane	0.014503686	0.025427533	0.025316231	0.021464831	0.024457298	0.021914602	0.018470912	0.014877877
AA976851	KIAA1423	protein	0.01224746	0.026048859	0.022824402	0.021174182	0.018518422	0.023006288	0.024173885	0.015322589
AA620556	PECI	D3,D2-enoyl-	0.017577643	0.021202683	0.030171163	0.021504508	0.023417435	0.021733231	0.022732415	0.016086401
AA430698	SYPL	like protein	0.020057969	0.021626858	0.029665345	0.019110738	0.026928924	0.020311374	0.023085831	0.020764021
R39954	DLG4	Data not found	0.015075245	0.024890862	0.016919491	0.015277049	0.024215431	0.013014332	0.019747294	0.021086804
AI732400	AI732400	Data not found	0.009716606	0.022824055	0.018342508	0.01498617	0.025398617	0.011897372	0.02095796	0.021149047
AA457047	KIAA0084	protein	0.014807308	0.027792698	0.014584171	0.011707433	0.029599037	0.011396991	0.019460476	0.01848865
AA429281	MGC10433	protein	0.02118919	0.025520743	0.017280834	0.008046885	0.030601623	0.022123393	0.018187597	0.0215414
N62562	LOC55977	Similar to	0.016351206	0.024385398	0.017486249	0.013408514	0.024312905	0.014380545	0.023143751	0.02190517
N73827	KIAA1504	protein	0.018142873	0.017553901	0.023492758	0.016152949	0.025569197	0.009953483	0.029267363	0.027424922
W01011	SAH	associated	0.011599529	0.023014315	0.023707573	0.017787083	0.022899446	0.015394493	0.027185461	0.023067757
AA181333	KIAA0103	product	0.011085228	0.020616102	0.018697225	0.01799608	0.018650271	0.013385709	0.021827174	0.02107357
AA482224	TMEM4	protein 4	0.011109483	0.021217439	0.019893446	0.016169103	0.017555438	0.014551577	0.021186351	0.020270423
AA454098	KNSL5	(mitotic kinesin-	0.012399691	0.02109701	0.018604098	0.011839736	0.026634747	0.010404925	0.021458107	0.014575679
AA810225	GPR30	coupled	0.019957241	0.034638057	0.018930248	0.01586906	0.036160912	0.018711242	0.023854084	0.025684075
AA485358	NIFIE14	transmembrane	0.00203295	0.012021035	-0.005896766	0.008723396	0.024659291	-0.005451773	0.007384813	0.010339517
AA152347	GSTA4	transferase A4	0.015842579	0.022419532	0.016073674	0.014354043	0.025255023	0.010494516	0.023272442	0.020154164
AA968514	WBP1	protein	0.009106026	0.032417969	0.026483753	0.021662993	0.024388323	0.023870417	0.02501302	0.026142862
AA424509	KIAA1049	protein	0.009946859	0.018754938	0.035029733	0.030619515	0.012681625	0.021341586	0.028118889	0.032230862
H18950	SLC13A3	family 13	-0.003114088	0.034598481	0.016830496	0.018080298	0.027596441	0.011066037	0.025682909	0.030729276
R20729	SH3GL2	GRB2-like 2	0.014988925	0.023133934	0.028066565	0.017617648	0.008788368	0.041242698	0.027129796	0.02740769
AA431408	DKFZP566D193	protein	-0.005820716	0.02618203	0.007976511	0.012334288	0.0276985	0.021641829	0.01927729	0.013355042
AA418395	DPP7	ase 7	0.002193727	0.00656832	0.00903301	0.009262021	0.018373643	0.010233247	0.016789309	-0.002175114
T68844	T68844	Moderately	-0.005989168	0.000317144	0.024694865	0.010723713	-0.00203286	0.000138186	0.017814213	0.022819256
AA479106	FLJ10637	protein	-0.010677729	-5.94562E-05	0.014932113	0.011596573	-0.000854508	-0.00127846	0.010844071	0.005581767
AA977242	CIRBP	RNA binding	0.003273395	0.010299244	0.022568456	0.018847247	0.009945222	0.018557724	0.015046232	0.01746456
AA160913	PDE9A	se 9A	0.001385973	0.014329211	0.023451258	0.023282559	0.00703278	0.01657815	0.020568873	0.018766641
AA431321	TRIP7	group	0.001184992	0.016698929	0.007953396	0.017193036	0.02125989	0.009209636	0.018167517	0.020810139
AA489523	EEF1D	translation	-0.00072834	0.011046723	0.000466822	0.00606694	0.020813487	-0.00411388	0.009873282	0.02513444
AA447986	DNAJC4	homolog,	0.007746552	0.016641549	0.010695964	0.014727283	0.01944113	0.006797424	0.015591783	0.014309011
T54926	SNRPN	ribonucleoprotei	0.001833934	0.016442114	0.017778204	0.009385249	0.013868088	0.00902019	0.015144633	0.020023456
AA456571	BSCL2	Seip congenital	0.009167728	0.012665144	0.003305962	0.011179999	0.029238081	0.003574193	0.007442323	0.022971676
AA663435	TRIM28	containing 28	-0.00843732	-0.007038499	-0.004041202	-0.003064481	-0.003494938	-0.006024817	0.003789599	-0.002892992
AA985442	MANBA	beta A,	-0.002576897	0.010949669	0.004109106	0.010618189	0.003907451	0.001988394	0.017939682	0.003464277

Acc no	Symbol	Name	ab114 CG	ab057 IM	ab187 CG	ab111 CG	ab056 D	ab015 CG	ab161 N	ab169 CG
H10995	H10995	mRNA full	0.004921368	0.000370759	0.000552207	0.000374476	0.006224695	-0.002710828	0.012269307	0.006635467
AA630302	NRD1	arginine dibasic	-0.020043312	-0.00395507	-0.000844768	0.002178656	-0.017784074	-0.007312756	0.012735492	0.003678964
R76263	R76263	Data not found	0.006043724	0.005989585	0.004876933	-0.002642772	0.019928293	0.005835753	0.010402782	0.015145136
U68566	U68566	protein	-0.005041948	0.011605371	0.001300419	0.00354385	0.019036337	0.008699037	0.008035538	0.012718789
H11718	KIAA0555	product	-0.00543891	-0.013280045	0.002343252	-0.006508875	0.001431089	-0.008133631	0.003992232	-0.013685084
AA017043	HTATIP	interactive	0.003213521	0.00069368	0.029301742	-0.002928525	0.004529968	0.005236223	0.014048038	0.015737477
AA029308	MTCP1	proliferation 1	0.007760914	0.022589668	0.013254374	0.019582517	0.023689678	0.012326756	0.020351082	0.001588702
AA009697	CDC42	similar to Cdc42	-0.001813856	0.008545098	0.010755913	0.008111121	-0.008385718	0.011296717	0.01567886	0.005966859
R42233	R42233	s 4	0.019214539	0.013620665	0.006686698	0.005935308	0.001964576	0.019414815	0.010672326	0.00887555

Order	Acc no	Symbol	Name	ab001 I	ab133 D	ab146 D	ab143 I	ab138 I	ab118 D	ab128 I	ab168 I	ab110 D	ab108 I	ab071 D	ab154 I
2	AA496880	RPL5	ribosomal protein L5	-0.005171773	-0.000910849	0.002333214	-0.030527921	-0.019033153	-0.01666835	-0.004551667	0.003382647	0.008718205	-0.00496746	0.007983596	0.006827678
3	AI675707	RPS7	ribosomal protein S7	0.012969084	0.0015136	0.002364905	-0.01750399	-0.007449135	0.00695702	0.019990757	0.005213044	-0.00188898	-0.006350779	0.021677875	0.005064943
4	AW005795	OLFM1	olfactomedin 1	0.01474323	-0.001843349	0.003621079	-0.025736774	-0.006688636	0.002135285	0.016263773	0.005385617	-0.005982076	-0.003328372	0.017690463	0.006773592
5	AW005693	NFKBIL2	ribosomal protein S7	0.021365032	-0.004398257	0.012012912	-0.019592825	-0.000337824	0.008191608	0.006312757	0.009003535	-0.003282021	0.00047037	0.012988865	-0.001882843
6	R43544	RPL32	ribosomal protein L32	0.009966662	0.000821338	0.013145592	-0.024257028	-0.011668964	-0.004118758	-0.004200077	-0.002436223	-0.021996719	-0.004165735	0.011727465	-0.00113506
7	AI688090	RPL22	ribosomal protein L22	0.003270669	-0.006573025	0.001300231	-0.027479522	-0.002859548	-0.000762061	0.015720558	0.011244377	-0.012156839	-0.007221342	0.017990044	-0.005185509
8	H73727	RPS14	ribosomal protein S14	0.007734965	0.000226699	-0.001409547	-0.037268625	-0.01731209	-0.009304685	-0.026207227	-0.012857548	-0.004681092	0.002868009	0.012194281	-0.00927315
9	AW071364	FAU	sarcoma virus (FBR-MuSV)	0.003310047	0.013967143	0.001013759	-0.034106463	-0.015585294	-0.003012073	-0.00204047	-0.007641123	-0.019118032	-0.010682141	0.003695725	-0.001638551
10	AI936175	RPS20	ribosomal protein S20	0.01299299	0.00402673	0.001275209	-0.018519302	-0.005249893	0.004287916	-0.001660228	-0.010642643	-0.011642646	0.003677974	0.026942357	0.023793054
11	AW075605	RPL9	ribosomal protein L9	-0.008224206	-0.003171338	0.001053074	-0.027398681	-0.01374675	-0.002916572	-0.026105164	-0.022113038	-0.016484218	-0.001290039	0.012634845	0.00080844
12	AI972799	RPL23	ribosomal protein L23	0.000755484	0.006447224	0.009150296	-0.024163609	-0.011931718	0.003106892	-0.00558034	-0.018833881	-0.019929825	0.002963362	-0.002474824	-0.004395622
13	AA669674	EIF3S6	initiation factor 3, subunit 6	0.017344593	0.001712642	0.000422636	-0.010296509	-0.012139594	-0.005367275	-0.003215765	-0.003533089	-0.011922315	0.01525422	0.025283221	0.018006926
14	AA633768	RPL24	ribosomal protein L24	-0.004253176	0.009689407	0.008019973	-0.032031016	-0.010132819	-0.005392603	0.003626139	-0.005122686	-0.00357756	-0.00404405	0.007545621	0.005336283
15	AA916859	AA916859	Data not found	-0.0099632	0.005937148	0.010336823	-0.020956483	0.01073059	-0.004532156	-0.004753393	-0.017140723	-0.000109426	0.017227101	0.01033218	-0.008065206
16	AI023647	AI023647	Data not found	0.014845504	0.004944064	0.003125672	-0.01919717	0.010891051	-0.003674133	-0.00341198	-0.016617482	-0.002656971	0.020994959	0.015448862	-0.005442866
17	W91881	DNM1L	ribosomal protein L37a	0.00567859	0.003667195	0.006944526	-0.031397755	-0.013920952	0.019231704	0.002421598	-0.002775878	-0.002248629	0.001182216	0.007623524	-0.002505853
18	AI611010	RPS10	ribosomal protein S10	0.015469192	-0.00191177	0.007904982	-0.015226774	-0.028860016	0.018246016	-0.003758659	0.001813268	-0.00941754	-0.000906716	-0.003366141	-0.002790673
19	AW082973	ELL	leukemia gene)	0.010361292	0.009148612	0.001718415	-0.030573682	-0.008127764	-0.00170496	-0.007526035	-0.013246616	-0.014177443	0.000814445	0.020579774	0.001860073
20	AW074994	RPS9	ribosomal protein S9	0.012155828	0.006285043	0.00072232	-0.028500045	-0.011344556	-0.00063028	-0.007439815	-0.006426058	-0.005998182	0.002084667	0.017789967	-0.001574246
21	AW073449	RPL29	ribosomal protein L29	0.012747772	-0.00064173	0.007650174	-0.037697857	-0.016664577	-0.004253236	-0.005060995	0.006173607	-0.022496137	0.001458789	0.002198663	-0.002105355
22	AW074920	RPS12	R3HU12 ribosomal protein	0.008940798	-0.004440273	0.010811693	-0.030532678	-0.031025999	0.0141075	-0.006023196	0.003796506	-0.017321018	-0.011315843	0.010203319	0.003859868
23	W72032	RPS21	ribosomal protein S21	0.028042246	0.016853448	0.004991507	-0.016130319	0.014503406	0.018575939	-0.007938919	-0.011890377	-0.011686423	0.010116992	0.020463589	0.004592817
24	AI972898	TBCD	T43482 hypothetical protein	0.017507294	0.001790538	0.011394222	-0.031284623	0.015048024	0.000279805	0.000825349	-0.013223165	-0.007315398	0.01532819	0.024687853	0.006292179
25	AI972568	RPL36A	ribosomal protein L36A	0.01756527	0.006186253	0.010083932	-0.039794552	0.019413988	0.003670899	-0.005877818	-0.01547864	-0.006399268	0.012078999	0.028916017	0.004104332
68	AA490209	ARPC1A	complex, subunit 1A, 41kDa	-0.002921058	-0.019163687	-0.006162646	0.007307777	0.001733412	-0.013143991	-0.00721573	-0.014892266	0.021069039	-0.000650627	-0.008685208	0.009464224
69	H97778	CDH1	cadherin (epithelial)	-0.016424964	-0.005199412	-0.032357401	0.003634453	0.006994217	-0.006219213	0.002145011	0.002509041	-0.006793402	0.011837048	-0.005314852	2.00659E-05
70	H94471	OCLN	occludin	-0.00622986	-0.027316456	-0.026848334	0.00869515	-0.0065869	-0.008175544	0.006348302	-0.009610252	0.016507912	-0.007480049	-0.011716426	0.007633176
55	AA522505	CCNB2	cyclin B2	0.027899934	-0.011713021	0.010560356	-0.00420716	0.001999701	0.016795095	-0.000354142	0.005153199	0.006382154	0.010389297	0.016367138	0.016859851
56	N93924	RFC4	(activator 1) 4, 37kDa	0.014517609	0.024940451	0.011277311	0.005989204	0.01912087	0.016751833	0.017184697	0.009117521	0.021140171	0.00436271	0.010586321	0.006639522
57	W87751	TIMELESS	(Drosophila)	0.012363991	0.001889037	0.003499628	0.012137498	0.015003949	0.002658517	0.013004718	0.010830713	0.013913762	0.006173713	0.024027326	0.020939228
58	AA732873	STK18	serine/threonine kinase 18	0.015799203	0.008947333	0.003676213	0.001326096	0.01386208	0.015662314	0.002482752	0.007685251	-0.006518658	0.020364513	0.002985335	0.012927131
59	AA426264	MKI67	monoclonal antibody Ki-67	0.017085513	-0.006529664	-0.004637646	0.018323719	-0.01013538	0.012575475	-0.006893975	0.000641458	-0.005943225	0.014306215	0.028418841	0.011505763
60	AI057325	POLQ	theta	0.019680929	0.023306007	0.001955727	0.006152965	0.016565501	0.01743684	0.00893552	0.010355854	0.016717825	0.006939658	0.015437222	0.023778566
61	AA279680	RAP1A	oncogene family	0.013777601	0.006523783	0.00629678	0.013376497	0.005374071	0.005670526	0.001004598	0.014302113	0.036845828	0.023714489	0.014492623	0.006914246
62	H94617	RFC3	(activator 1) 3, 38kDa	0.018786252	-0.000554606	0.004414939	0.007083088	0.006569467	0.005814117	-0.001830461	0.01204604	0.028399509	0.025920021	0.019295732	0.007782947
63	N26643	CDK2	cyclin-dependent kinase 2	0.022240766	0.004935913	0.015361031	-0.001083564	-0.001691687	0.013786086	0.021069186	0.007831808	0.001862305	0.005456099	0.017975624	0.008277229
64	AA219061	MSH2	cancer, nonpolyposis type 1	0.011115778	0.01320405	0.004890788	0.017274305	0.007715701	0.023340021	0.02208915	0.022667112	0.015506121	0.013430578	0.012620911	0.023285736
65	AA410394	BAF53A	BAF53	0.008217641	0.007462003	0.000179862	0.008464781	0.00705146	0.015516988	0.035274251	0.014317445	0.020557043	0.007038961	0.016830668	0.00209486
66	AA452095	SMC4L1	maintenance of	0.020979757	0.01517668	0.009553967	-0.000137334	0.009686756	0.027025421	0.007055355	0.010028822	0.020502806	0.013622942	0.006270346	0.010028136
67	W93379	NEK2	a)-related kinase 2	0.011242341	0.013670507	0.00458764	0.008109067	0.013811172	0.025060997	0.018749467	0.018337131	0.007077078	0.015062694	0.017182736	0.024182372
25	AA448659	CDC25B	cell division cycle 25B	0.025300884	0.020721007	6.37504E-05	0.013372013	0.002515907	0.014413442	-0.002951545	-0.004278381	0.009626658	0.001856189	0.00726407	0.004071262
26	AA668388	PTAFR	receptor	0.023486933	0.011701754	-0.004039157	0.006412137	0.00555703	-0.000268645	-0.000104563	0.008085727	0.020035518	0.01468122	0.016362124	0.00206842
27	R27615	PRKDC	activated, catalytic	0.028049281	0.003396029	0.009287899	0.014434026	0.008329131	0.008219859	0.003589235	0.00640509	0.007823948	0.013915909	0.017738756	0.020846831
28	H87536	COL17A1	collagen, type XVII, alpha 1	0.024175598	0.006523625	0.009741649	0.013789247	0.013699049	0.00936162	0.006498401	0.009211255	0.003644015	0.021328512	0.01476574	0.021745107
29	H37989	FKBP1A	beta-tubulin mRNA,	0.004195678	0.013782274	0.01881804	0.003205942	-0.001949759	0.020682481	0.01256539	-0.003592787	0.01077063	0.018032172	0.014481602	0.007405166
30	AA598815	PSMA5	macropain) subunit, alpha	0.023950483	0.017297652	-0.006730031	0.016344139	0.012319921	-0.000830663	0.008109698	0.019139227	0.025732914	-0.002832688	0.014502398	0.01512309
31	N33274	PAICS	ole carboxylase,	0.021042004	0.004608814	0.015722701	0.003669569	0.010166147	0.016680724	-0.003240654	0.015734834	0.01295178	0.025577023	0.022464174	0.020044066
32	AA496025	MCM7	maintenance deficient 7 (S.	0.027402619	0.011309244	-0.006665347	0.005447849	0.00489346	0.001409196	0.004905903	0.012068912	0.024960037	0.019896511	0.01222282	0.00181916
33	AA456608	MCM3	maintenance deficient 3 (S.	0.01713526	0.011168474	0.005871806	0.009685423	-0.004615458	0.003318726	0.01772642	0.013718328	0.009105411	0.01624621	0.009571677	0.0162557
34	AA291398	CHC1	1	0.025950898	0.005157359	0.009492401	0.012988742	0.017659378	0.011091044	-0.001465794	0.018662917	0.016453098	0.007637252	0.006170355	0.024229278
35	R16712	ANLN	(scraps homolog,	0.025255653	0.009723609	0.008974061	0.015982511	0.016759239	0.0210296	0.00868751	0.008525886	0.011575592	0.02096136	0.010664447	0.019092113
36	AA400476	KNSL6	centromere-associated	0.016167766	0.009723061	0.004281759	0.007452357	0.004424832	0.032418921	0.008841466	0.013875748	0.026792172	0.011479365	0.013443123	0.019484331
37	AA458994	PMSCL1	autoantigen 1, 75kDa	0.020205166	0.022873669	0.008023463	0.001924526	0.011115039	0.00719767	-0.003260424	0.000965059	-0.002593844	0.020310897	0.015546625	0.017552313
38	AI364509	RACGAP1	protein 1	0.031361599	0.00555651	0.009645237	0.004513383	0.008429058	0.007268549	0.008427901	0.007411519	0.004090704	0.020155025	0.009311934	0.016934449
39	H63492	STK15	serine/threonine kinase 6	0.013310588	0.011516694	-0.001157385	0.007358798	0.02555184	0.019471184	0.004347524	0.015133026	0.010623194	0.011879408	0.013598598	0.020113213
40	R19158	STK15	serine/threonine kinase 6	0.017985292	0.009639278	0.000745546	0.006308549	0.030747489	0.018497462	0.000519311	0.016569035	0.011728564	0.011475477	0.004194918	0.023504101
41	AA464256	DTYMK	(thymidylate kinase)	0.012745201	0.004941508	0.004134057	0.00847783	0.010218247	0.028573756	0.005321686	0.014892362	0.00527724	0.010170712	0.011488608	0.014421233
42	AA279990	TACC3	Data not found	0.018809936	0.017812324	0.00491989	0.005698505	0.011821087	0.005829176	0.010891077	0.00231841	0.010439433	0.015564446	0.009774795	0.02008101
43	AA071486	STK12	serine/threonine kinase 12	0.012465932	0.010204907	0.005367896	-0.00221008	0.002626497	0.008596807	0.009810417	0.008052548	0.013539109	0.012399577	0.011177778	0.022527518
44	AA026682	TOP2A	alpha 170kDa	0.015989547	0.005463191	0.004890743	0.012594447	0.010137263	0.011305803	0.009932918	0.008013399	0.039831531	0.016225749	0.006526305	0.017007271

Order	Acc no	Symbol	Name	ab001 I	ab133 D	ab146 D	ab143 I	ab138 I	ab118 D	ab128 I	ab168 I	ab110 D	ab108 I	ab071 D	ab154 I
45	AA504348	TOP2A	alpha 170kDa	0.010668422	0.008515373	0.006081069	0.009816502	0.006780556	0.018572749	0.009114185	0.007613838	0.035200224	0.016528597	0.009199679	0.013513717
46	AA430504	UBE2C	enzyme E2C	0.012538312	0.012504495	0.004008616	0.006616424	0.014870873	0.020944026	0.008942992	0.003728972	0.011729836	0.012169376	0.017107106	0.014061157
47	AA457034	MYBL2	oncogene homolog (avian)-	0.016914515	0.005637131	0.000158271	0.011050524	0.008086931	0.020588458	0.004049817	0.006871142	0.011789606	0.009857347	0.006792614	0.021777379
48	AA456878	MYBL2	oncogene homolog (avian)-	0.014690109	-0.000260922	-0.000834067	0.008877542	0.005795175	0.016773409	0.007017401	0.007162283	0.012288358	0.007932299	0.009322317	0.018996694
49	PM0026	MYB	Data not found	0.012431396	0.002840636	0.001476639	0.012223677	0.009910383	0.02260975	0.006631308	0.004838572	0.018245062	0.010096034	0.014658426	0.017856205
50	AA187351	RRM2	polypeptide	0.02036345	0.011036714	0.007595682	0.006695981	0.010353022	0.009263855	0.006478165	0.001964779	0.011558433	0.016996836	0.014372951	0.019484885
51	AA430032	PTTG1	1	0.024666814	0.00988527	0.005813339	0.003355528	0.010875853	0.010753784	-0.000470587	0.004734974	0.007413786	0.015093055	0.020718836	0.022699528
52	AA598974	CDC2	and G2 to M	0.007520598	0.001106468	0.007585668	0.008143824	0.012172132	0.02089213	0.005990778	0.005112372	0.011318978	0.020789235	0.017798431	0.021653355
53	AA706968	ZWINT	ZW10 interactor	0.008619863	0.006621608	0.000239624	0.001534652	0.008178019	-0.001616837	0.011079012	0.010111323	0.009034286	0.006527288	0.004069202	0.017881977
54	AA629262	PLK	polo-like kinase (Drosophila)	0.015112003	0.003384777	-0.002301309	0.005146077	0.008596491	0.012859468	0.020098358	0.009477054	0.010234091	0.014652494	0.019138035	0.024670783
55	AA449336	PRC1	cytokinesis 1	0.015557838	0.003685445	0.005772086	0.018914959	0.006221631	0.026849807	0.017552841	0.011721057	0.013703322	0.017962919	0.01406075	0.015473446
56	AA873060	STMN1	stathmin 1/oncoprotein 18	0.016327651	0.016645987	0.001950004	0.0065532	0.015709955	0.023118047	0.028216526	0.005454872	0.016159556	0.020670273	0.012917198	0.005313783
57	AA774665	CCNB2	cyclin B2	0.019586188	0.004056291	0.005212438	0.000575756	-0.003252186	0.030911305	0.002787684	0.008284926	0.007319118	0.014237191	0.011774605	0.019168575
58	AA450265	PCNA	antigen	0.023188243	0.026487368	0.003645952	0.004322752	0.011237449	0.012154784	0.001473336	-0.004518926	0.000108787	0.002352895	0.016250991	0.01461146
79	AA933862	CD3E	polypeptide (TiT3 complex)	0.015020248	0.03987297	-0.006158134	-0.010856363	0.001004915	-0.00718327	-0.000353452	-0.001652635	0.003287621	-0.012232644	0.002942792	0.012031972
80	AA055946	CD3D	polypeptide (TiT3 complex)	0.013655618	0.036648505	-0.007255101	-0.007491979	0.003026983	-0.000823995	-0.001415917	0.001206969	-0.005813046	-0.010448128	-0.009260209	0.011181707
81	AF095742	KLK8	(neuropsin/ovasin)	0.014108609	0.024713215	0.011538313	-0.004486341	0.011478864	0.009464387	-0.012840042	-0.004968368	-0.003932557	0.001826571	0.006780011	0.001397287
82	AA491302	ICA1	69kDa	0.005368058	0.01927408	0.008463314	-0.002721216	0.004946261	-0.004221556	-0.009390205	0.00148709	-0.007418383	-0.014184558	0.012395292	0.010137993
83	N51614	FMNL	formin-like	0.013239058	0.01720391	0.014152001	0.003275796	-0.003276084	-0.006620176	-0.012610681	-0.003747479	-0.006010387	-0.010771593	0.006282981	0.008759436
84	AA991507	SELPLG	selectin P ligand	0.019774879	0.026730448	0.009460434	0.001753155	-0.000458672	0.000369429	-0.00157309	-0.001188288	-0.002658685	-0.012944505	0.007105057	0.008527796
85	AA406585	LAPTM5	multispanning membrane	0.005256958	0.01695333	0.000377413	0.010161862	0.00738555	0.003501428	0.005857573	0.004628553	0.002968827	-0.00340089	0.009216119	0.016653777
86	AA463492	CYBB	polypeptide (chronic	0.005807107	0.018063746	0.003956497	0.005899962	0.004420903	-0.004896295	-0.00445119	0.001950195	0.008629971	-0.005237325	0.012980374	0.012732102
87	AA451863	PP15	CD4 antigen (p55)	0.000723893	0.019180412	0.005648325	0.011736159	0.003873071	-0.006580937	0.000342216	0.003507214	0.006973984	-0.011825968	0.008314072	0.009806604
88	AA043790	AA043790	FLJ14296 fis, clone	-0.005643709	0.029855083	0.007979322	0.001758169	0.008856491	-0.008641214	-0.001913207	-0.002277659	0.009977934	-0.010386763	0.015946194	0.0049849
89	AA476285	PP15	CD4 antigen (p55)	0.002204443	0.023702083	0.007151557	0.01158201	0.013153021	-0.007821205	0.003741116	0.004334377	0.005290757	-0.001970212	0.010119397	0.012227012
90	H05820	MRPL3	protein L3	-0.003625407	0.024945318	-0.000238538	0.004243637	0.0051347	-0.000620496	-0.011021797	-0.002259487	-0.001045291	-0.007881146	0.004583961	0.016691922
91	AA490846	AA490846	CD49D, alpha 4 subunit of	0.00086029	0.023449776	0.009288714	0.009285104	0.00404215	-0.004235007	0.000794078	0.001181301	0.00208355	-0.011186108	0.007729306	0.002648134
92	T64192	T64192	T cell receptor beta locus	0.009769881	0.026572955	-0.004809867	-0.006650117	0.000194731	0.015091415	-0.002671968	-0.001322385	-0.000314004	-0.011036282	-0.001044092	0.015596022
93	R38343	PTPRG	phosphatase, receptor type,	0.002261584	0.022144375	0.002195099	0.006378139	0.002120989	-0.004184826	-0.003506479	0.010672934	0.003836321	0.002232728	0.014988656	0.017228066
94	AA417600	RAB18	oncogene family	0.01050334	0.014110343	0.006469865	0.00574352	0.003753372	-0.013566355	0.001731631	-0.001973164	-0.007840874	-0.01338278	0.003135603	0.01111517
95	N91921	TRB@	T cell receptor beta locus	0.010477867	0.029927482	-0.007940689	-0.007286734	-0.001109292	0.012597394	-0.002776653	-0.004124915	0.000503496	-0.01155763	-0.000232241	0.008887868
96	AA938345	AA938345	cDNA DKFZp564N1116	0.011170368	0.025242105	-0.002595069	-0.004386869	0.007832253	0.001294663	-0.002771547	0.003720933	0.002380439	-0.017513027	0.002905362	0.007565197
97	H74265	PTPRC	phosphatase, receptor type,	0.003654658	0.020259017	0.000120147	-0.002351661	-0.002763987	-0.00201253	-0.003131539	0.000487883	0.003434209	-0.012960178	0.008428475	0.015689164
98	AA424575	HCLS1	Lyn substrate 1	-0.004742715	0.016529174	0.004199542	0.001468441	-0.001072005	-0.009125269	0.00095746	-0.00198308	-0.002937477	-0.015201181	0.000982743	0.006811323
99	AA487426	ARHGDIB	inhibitor (GDI) beta	0.008507835	0.025526427	0.007377413	0.00845638	-0.000254483	-2.3441E-12	0.003527978	-0.000515723	-0.004329158	-0.010191384	0.006254874	0.00951707
100	AA132090	CD53	CD53 antigen	0.004972548	0.028936641	0.001994839	0.001562144	0.006661191	0.002265171	-0.000803759	-0.002222343	-0.000411455	-0.008359421	0.008364456	0.010448866
101	AA521232	HSPC022	HSPC022 protein	0.00659311	0.023568452	-0.003823498	-0.006544489	0.000779677	-0.004571204	-0.010646562	-0.006828604	-0.001256836	-0.016250388	0.004220623	0.009219227
102	AA410896	C6orf9	reading frame 9	0.012891596	0.031724561	0.004571096	-0.002948095	-0.000116167	-0.003282157	-0.001700562	0.000133457	-0.003862649	-0.016542776	0.001181328	0.009803314
103	AA437226	IL10RA	alpha	0.000124444	0.02839386	0.003287733	-0.000757861	0.004745846	-0.009284713	-0.006629352	3.64789E-05	0.001957972	-0.014372039	0.009848909	0.00907789
104	AI311932	GMFG	gamma	0.010660821	0.017850093	0.014089705	-0.003531563	0.001297492	-0.001810223	0.000803084	-0.003062937	-0.009476738	-0.013602207	0.003682636	0.007449186
105	AA668726	HEM1	hematopoietic protein 1	0.00578828	0.038192232	0.004071453	0.003178047	0.009229472	-0.005221137	-0.000424912	0.001653126	5.56272E-05	-0.007971241	0.007679124	0.015153789
106	AA458472	HLA-DQB1	complex, class II, DQ beta 1	-0.00247963	0.02825713	0.001879995	0.010872042	0.001087345	0.001751016	-0.004716646	-0.000756894	-0.000492086	-0.011467918	0.007628746	-0.000289532
562	T60048	ACTG2	muscle, enteric	-0.004811642	0.004648834	0.001150729	-0.0044931	-0.006283459	-0.0097627	-0.002603062	-0.001066657	0.007459231	0.001944681	0.012723271	-0.003838376
563	AA455925	FHL1	1	-0.019079743	0.000193342	-0.008720808	-0.011789991	-0.019642843	-0.016687258	-0.008610054	-0.012116128	0.003856036	-0.01225107	0.00386006	-0.017335283
564	R38635	KIAA1005	KIAA1005 protein	-0.005052912	0.00267282	0.019397696	0.003402586	-0.005957954	-0.002737732	0.00372664	-0.003806371	0.004852152	0.000789005	0.004832189	-0.009185379
565	AA427940	PLN	phospholamban	-0.008517659	0.005475273	0.009775802	-0.008542389	-0.00836233	-0.004693842	-0.004802663	-0.000149014	0.011507463	-0.002868011	0.006989585	-0.009868332
566	AA441933	LMOD1	muscle)	-0.007300013	0.006692833	-0.003824036	-0.005884274	-0.008209378	-0.010785253	-0.004359907	-0.000581652	0.009343344	0.000215296	0.005393608	-0.013675122
567	R60711	KIAA1091	RAB6 interacting protein 1	-0.004952738	0.000538941	-0.001579495	-0.002208408	-0.012545756	-0.004896248	-0.003306353	0.005157157	0.00961026	0.003908454	0.010425102	-0.007075298
568	AW009647	FLNC	binding protein 280)	-0.002180461	-9.07766E-05	0.007734118	-0.005817211	-0.008597722	-0.005311271	0.003247036	0.001078326	0.009945231	0.002947414	0.003725006	-0.001785825
569	AA126989	MYH11	11, smooth muscle	-0.013416468	0.00552597	-0.004483343	-0.005451764	-0.007722547	-0.016962384	-0.006020501	-0.001486156	0.011243187	-0.001419723	0.013337629	-0.009610832
570	AI668906	TAGLN	transgelin	-0.012072419	0.005621635	0.010130893	-0.009232525	-0.011082247	-0.006331316	-0.006068001	0.000349807	0.009391631	-0.002615037	0.010420083	-0.014528927
571	AA398400	CNN1	muscle	-0.010552896	0.002949109	0.000328973	-0.008552731	-0.012076788	-0.007059137	-0.00012328	-0.00352343	0.008330173	-0.000886484	0.011671153	-0.010038359
572	AA477400	TPM2	tropomyosin 2 (beta)	-0.010853219	0.00540724	0.006220399	-0.006881983	-0.003863981	-0.003374909	0.001464136	-0.003458332	0.009592765	-0.001017663	0.014759265	-0.013460555
573	AA877166	MYL9	regulatory	-0.011798949	0.005265576	0.005681529	-0.006725967	-0.007204529	-0.002858235	-0.002838454	-0.002964638	0.010525191	-0.001155361	0.013698049	-0.012973778
428	AA487193	SFRP4	protein 4	-0.003785616	0.008799531	0.009079305	0.007436026	0.016870472	0.008364615	0.00239199	0.019911264	0.01700498	0.006433363	0.021010871	0.00389379
429	R75635	COL5A1	collagen, type V, alpha 1	-0.004049899	0.002702734	0.032893467	0.006781056	-0.001010776	0.010242714	0.00540772	0.008685351	0.01484841	-0.000384988	0.01883401	-0.003841725
430	AA136983	CDH11	cadherin (osteoblast)	-0.00273432	0.013795436	0.028357226	0.010032671	0.00840948	0.010547734	0.006533734	0.012071989	0.017963521	0.006622352	0.017553281	-0.000219815
431	R36989	E2IG4	estradiol-induced	0.004547558	0.020866597	0.027923294	0.01426638	0.011123184	0.014429391	0.011778435	0.014108502	0.009481615	0.007473357	0.020112211	0.005148071
432	AI684973	AI684973	matrix protein	-0.003934201	0.010064736	0.020564549	0.015765359	0.004139547	0.007578702	0.003890294	0.011797294	0.012087282	0.003202293	0.018247876	-0.003754042
433	R56211	PDGFRB	EST	0.004425684	0.017097867	0.019186768	0.013396171	0.009926086	0.00381184	0.005458829	0.010113265	0.015771453	0.003422527	0.023589309	-0.004921151

Order	Acc no	Symbol	Name	ab001 I	ab133 D	ab146 D	ab143 I	ab138 I	ab118 D	ab128 I	ab168 I	ab110 D	ab108 I	ab071 D	ab154 I
434	EW74	EW74	Data not found	-0.000349254	0.012843901	0.035860021	0.018987171	0.006720805	0.020343704	0.013606321	0.010288735	0.01453279	0.00758781	0.023866632	0.001319123
435	N67487	MFAP2	protein 2	-0.005268709	0.003945842	0.02817527	0.002101265	0.003967937	0.023002438	0.005118344	0.009092728	0.015750778	0.004084971	0.018815001	0.001167238
436	AA496283	THY1	Thy-1 cell surface antigen	0.004054381	0.008287992	0.016889836	0.005889413	0.00491409	0.011020416	0.005633161	0.006313688	0.006381048	0.001098715	0.017809479	0.001785179
437	AA447781	LUM	lumican	-0.012338424	0.001461869	0.019565366	0.001063124	0.008448498	0.008667125	0.001029157	0.006911059	0.011032789	5.90453E-05	0.025354892	-0.004076757
438	H95960	SPARC	cysteine-rich (osteonectin)	0.009104716	0.007492716	0.025281772	0.007529074	0.000166496	0.011094487	0.006286716	0.008698689	0.006391025	0.005037673	0.016934854	-0.007148418
439	AA683077	MAPK1	kinase 1	0.006932892	0.004054554	0.023570659	0.010226817	0.000504434	0.014196682	0.005489383	0.008762538	0.009164127	0.004013001	0.013856176	-0.006121291
440	AA490172	COL1A2	collagen, type I, alpha 2	0.004627143	0.007351126	0.008592017	0.004814887	0.00342055	0.010110271	0.004613495	0.009554431	0.014110697	0.005213457	0.01277407	-0.001293688
441	NM_000090	COL3A1	(Ehlers-Danlos syndrome	0.001809464	0.006343598	0.023480483	0.009831389	0.006003963	0.019793499	0.004400814	0.00526505	0.013310867	0.006695943	0.015253193	-0.000258886
442	T98612	COL3A1	(Ehlers-Danlos syndrome	0.001387357	0.003024683	0.016678717	0.005797877	0.003328777	0.007684238	0.005016721	0.005684064	0.012957597	0.003348349	0.01389628	-0.001187471
443	R62603	COL6A3	collagen, type VI, alpha 3	-0.002228343	0.006244662	0.013406403	0.004779587	0.002783022	0.005192921	0.002891285	0.004810796	0.012675541	0.004118914	0.017073066	-0.000570423
444	N51018	BGN	biglycan	0.002262821	0.009503919	0.020279707	0.006143327	0.006989812	0.012939147	0.008458431	0.012574067	0.008178851	0.007201332	0.020276038	-7.58701E-05
445	H96738	CDH11	cadherin (osteoblast)	-0.004278279	0.015438146	0.028821766	0.006462054	0.008140377	0.011608096	0.00663134	0.011250708	0.016551661	0.008088983	0.017705514	-0.000492885
446	H38240	THBS2	thrombospondin 2	0.000304191	0.017506374	0.024266373	0.004358346	0.008432458	0.013988878	0.003619589	0.011152236	0.012084554	0.007610932	0.020385675	0.002051226
447	T53298	IGFBP7	directed) polypeptide B,	0.000661057	0.018202434	0.009726917	0.011022348	0.008380374	0.005839261	0.007575906	0.005328772	0.009236299	0.004402483	0.015242346	-0.007637614
448	AA936799	MMP2	(gelatinase A, 72kDa	-0.017385657	0.00676288	0.017003497	0.003042212	0.007760115	0.010074858	-0.002481879	-0.006545688	0.013691756	-0.003110104	0.020379695	-0.004432965
449	AA418674	FBN1	fibrillin 1 (Marfan syndrome)	-0.00521543	0.011512791	0.023328797	0.008073566	0.002739071	-9.6079E-05	0.003283585	0.005285169	0.022549643	-0.002815844	0.014222147	-0.005310248
450	R00859	CTSK	(pycnodysostosis)	-0.009376968	0.012332623	0.012750448	0.002367067	0.014797518	0.004985409	-7.61589E-05	0.010630161	0.018229145	-0.005569592	0.021301801	0.001352673
451	AA670200	PCOLCE	endopeptidase enhancer	-0.002060055	-0.002491175	0.026637098	0.001545633	-0.002558519	0.008687963	-0.000356614	0.000942921	0.007175063	-0.002781547	0.013501723	-0.004552959
452	AA291259	GPCR150	receptor	-0.007913749	0.013122185	0.015627607	-0.001995905	0.006558514	0.004043867	-0.002951253	0.006063122	0.014442392	-7.67213E-06	0.026286294	-0.008167286
453	AA487460	DPYSL2	dihydropyrimidinase-like 2	-0.009859607	0.005873644	0.012193671	0.005020412	0.003944089	0.001262842	0.019771454	-0.004910602	0.008113727	-0.004189225	0.02057441	-0.010801929
454	AA134871	FBLN1	fibulin 1	-0.021957947	-0.007401266	0.009505513	-0.010847768	-0.007262715	-0.005526954	-0.010098311	-0.009310208	0.007042307	-0.015422483	0.02221712	-0.009138133
455	AA045327	OGN	factor, mimecan)	-0.006104606	0.000234399	0.0084223	-0.009227022	0.002861218	-0.001121018	-0.004412408	-0.006467682	0.010101306	-0.008845168	0.022353889	-0.00657947
456	AA486280	TIMP2	metalloproteinase 2	-0.015334529	0.003266351	0.011880892	0.008179186	-7.38232E-05	-0.002394105	-0.004646355	0.011536444	0.018660885	-0.006696708	0.023539138	-0.01089018
457	AA496022	MFAP4	protein 4	-0.013449127	-0.007323892	0.014093811	-0.011786203	-0.012823636	-0.008822497	-0.009172563	-0.015271776	0.006818589	-0.011230052	0.01541254	-0.012476302
458	H64138	H64138	decorin	-0.030048778	-0.008572936	0.013726771	-0.008784494	-0.002744493	0.000659251	-0.008334817	-0.002724099	0.009778681	-0.013008661	0.018760426	-0.011322084
459	AA459308	WDR1	stenosis, Williams-Beuren	-0.015655172	0.008548465	0.021667401	0.001005905	-0.003140356	-0.004409149	0.003047679	0.012746065	0.016011751	0.001175372	0.017756982	-0.0064348
460	M59906	TIMP1	metalloproteinase 1	-0.004602506	0.008956425	0.016882815	0.016253963	0.0080111	-0.00358044	-0.002904187	0.007199516	0.012341684	0.002630013	0.015381039	-0.006495462
461	AF188298	DAB2	mitogen-responsive	-0.005941364	0.008994669	0.017793756	0.015294124	0.011969427	6.60595E-05	0.001096069	0.006275383	0.010098948	0.004370527	0.015937332	-0.010558981
462	AA448656	DAB2	mitogen-responsive	-0.011101454	0.009852226	0.019431899	0.017163569	0.006473461	0.001222691	-0.000446482	0.007075133	0.01516272	0.002682204	0.023438655	-0.005040594
3	W49672	WNT5A	integration site family,	0.008435527	-0.015545966	-0.00525523	0.02500016	0.003375926	-0.013598334	0.010632818	0.008482206	0.000157407	0.015928007	0.01733964	0.0024
4	W93040	W93040	ESTs	0.024377131	0.010075638	0.014809825	-0.011780907	0.007621914	-0.004582814	-0.002865541	-0.008636071	0.011758357	-0.004369778	-0.010204965	0.007294144
5	N74911	POLE3	epsilon 3 (p17 subunit)	-0.005384518	0.012119643	0.003868682	0.009642507	0.000796909	-0.004784506	-0.00442237	-0.008199086	0.035525232	0.020009222	-0.001509885	0.006656215
6	AA211496	HERC1	AP (UBE3A) carboxyl	0.018078018	0.012730656	0.00418776	0.012333158	0.000991744	0.001961747	-0.014493051	0.01177275	0.016211859	0.013465555	-0.004517894	0.011169355
291	AI979199	MRG15	MORF-related gene 15	-0.01262506	-0.000370829	0.009432737	0.003480512	-0.00090981	0.015257109	-0.005137184	-0.005196421	0.004713502	-0.00600328	0.030873335	-0.004426342
292	AA425947	DKK3	(Xenopus laevis)	-0.010590604	-0.003664597	-0.006183729	0.006054121	-0.00419062	0.008151355	-0.002500881	0.002332497	0.006187189	-0.003380121	0.014985649	-0.013833665
293	AA412266	LOC56270	hypothetical protein 628	-0.016999311	-0.019408322	0.015508241	-2.43359E-11	0.016683643	-0.000856404	0.007918758	-0.015025734	0.007022298	-0.026096244	0.004613311	-0.032760935
294	W72596	CXX1	CAAX box 1	-0.022967021	-0.008615724	0.015925929	-0.001012601	0.009551855	0.00584269	-0.001578725	-0.007943301	0.009061446	-0.019171088	0.009407683	-0.025487127
295	AA664127	FZD1	(Drosophila)	-0.023379593	0.004009576	0.035319014	8.54489E-06	0.001482902	-0.003440663	-0.009578938	-0.007242601	0.017262654	-0.009117809	0.013810478	-0.00843162
296	N70776	FZD1	(Drosophila)	-0.010264642	-0.000242971	0.032217762	0.004891918	0.002222311	0.001411797	-0.006281629	-0.005700348	0.01418582	-0.010401611	0.025218312	-0.008744064
297	T77840	DLG5	homolog 5	-0.010858732	-0.000399072	0.004547592	0.03019149	0.01323556	-0.000384524	-0.001797288	-0.00414049	0.006773114	0.019883689	0.010187374	-0.009843288
298	AA478949	DLG5	homolog 5	-0.01281567	0.004289439	0.010056993	0.03113734	0.008285558	0.000690408	-0.0055081	-0.008652386	0.010203461	0.016980665	0.014900358	-0.007782801

Acc no	Symbol	Name	ab172 I	ab170 I	ab063 D	ab207 M	ab213 I	ab212 AS	ab209 I	ab191 I	ab206a SN	ab173 D	ab189 I	ab188 D	ab183 I
AA496880	RPL5	ribosomal protein L5	-0.003548605	-0.003686921	-0.005044146	0.002750039	-0.023637829	-0.016324187	-0.016186377	0.013846371	0.003966942	0.014549866	-0.025022857	-0.01254455	-0.016310199
AI675707	RPS7	ribosomal protein S7	0.007869131	-0.015768492	-0.003363818	-0.009371033	0.009868125	-0.005340428	0.010253116	-0.010475169	0.003375557	0.0173026	-0.020420889	-0.005715706	-0.012851338
AW005795	OLFM1	olfactomedin 1	0.006346318	-0.013231387	-0.00272816	-0.013540441	0.014468443	-0.003683191	0.00179418	-0.008899277	0.00980445	0.013656949	-0.018170591	-0.000733044	-0.019095656
AW005693	NFKBIL2	ribosomal protein S7	0.002719641	-0.012126037	0.00116847	-0.008350687	0.010854828	-0.00395959	0.010877839	-0.006539243	0.016210621	0.0145139	-0.014468825	-0.004594504	-0.01377446
R43544	RPL32	ribosomal protein L32	-0.000475907	-0.01258018	-0.009973968	-0.004496124	-0.01475257	-0.004391459	-0.016179512	0.000449894	0.008324224	0.010103545	-0.019578022	-0.00377934	-0.017426511
AI688090	RPL22	ribosomal protein L22	0.000892244	-0.015691018	-0.003540109	-0.00556734	0.005688799	-0.018403131	0.016594089	0.009553111	0.008929856	0.012508462	-0.024675459	-0.007318924	-0.014385168
H73727	RPS14	ribosomal protein S14	-0.011023164	-0.002404779	-0.002811483	-0.001246109	-0.021199891	-0.015056384	-0.003040868	0.0077391	0.004610559	0.020911937	-0.018255924	-0.016363791	-0.016264584
AW071364	FAU	sarcoma virus (FBR-MuSV)	-0.008879447	-0.017284651	-0.003366731	-0.013782405	-0.008305461	-0.016513044	-0.020976305	0.008067889	-0.009791453	0.016736018	-0.01068836	-0.002671663	-0.00304489
AI936175	RPS20	ribosomal protein S20	-0.003433318	0.004844885	0.002104478	-0.001175422	-0.022246023	-0.018555017	-0.020508471	-0.00712453	-0.003339495	0.013059425	-0.010247637	-0.004691415	-0.011584912
AW075605	RPL9	ribosomal protein L9	-0.006721343	-0.010316919	-0.012004966	-0.00997806	-0.018202212	-0.01382976	-0.015234756	0.004580141	0.003077209	0.006481093	-0.024351171	-0.016308527	-0.017517189
AI972799	RPL23	ribosomal protein L23	0.007764779	-0.011640005	-0.000844896	0.001592363	-0.009348266	-0.021617916	-0.015402815	0.007568164	-0.001411938	0.010592747	-0.014334652	-0.006031752	-0.011262963
AA669674	EIF3S6	initiation factor 3, subunit 6	-0.00539529	0.001136313	-0.001239811	-2.48247E-05	-0.005150287	-0.003593957	-0.021075874	-0.002538008	0.005280999	0.030358318	-0.014832948	-0.006659944	0.00159151
AA633768	RPL24	ribosomal protein L24	0.004403657	-0.007713802	-0.022418065	-0.007242879	-0.000549309	-0.03217129	-0.01150386	-0.001150419	7.87835E-05	0.015297081	-0.019568223	-0.014745301	-0.012538398
AA916859	AA916859	Data not found	-0.03046195	-0.002722164	-0.021283214	0.000426049	0.002113249	-0.00389187	0.001490435	0.001179685	0.01047336	0.01575381	-0.007056223	0.007658248	-0.005362517
AI023647	AI023647	Data not found	-0.026450524	-0.003331115	-0.025583343	-0.005049935	-0.000528907	-0.01571747	-0.001541981	0.001830004	0.003472578	0.012721919	-0.007720187	0.008475483	0.000442796
W91881	DNM1L	ribosomal protein L37a	-0.001251694	-0.01333116	-0.0119279	-0.001756353	0.003887358	-0.027837687	-0.024665402	0.005483586	0.008044436	0.011843332	-0.018155919	0.003867283	-0.000853301
AI611010	RPS10	ribosomal protein S10	0.007213369	-0.01226591	0.008164887	-0.005550783	-0.005508911	-0.023354627	-0.022346551	0.006215964	0.004032075	0.016613493	-0.01501072	-0.004685724	-0.010789382
AW082973	ELL	leukemia gene)	-0.010972367	-0.017266334	-0.015963713	-0.002280273	-0.013325567	-0.023908014	-0.009107137	0.002100112	0.003533275	0.016892468	-0.011888827	0.007616681	-0.010923133
AW074994	RPS9	ribosomal protein S9	-0.010523668	-0.016912698	-0.008848054	-0.000473658	-0.010150281	-0.023438627	-0.00811634	0.006278185	0.005674671	0.018351605	-0.009444198	0.003219627	-0.009945159
AW073449	RPL29	ribosomal protein L29	0.005100442	-0.023063767	-0.02212306	-0.007221519	0.000869072	-0.015652046	-0.01460382	-0.002133629	0.005929744	0.025965304	-0.018366073	0.000711679	-0.013200423
AW074920	RPS12	R3HU12 ribosomal protein	-0.002433997	-0.015598	-0.007183333	-0.002236591	-0.00695593	-0.025157961	-0.013415368	0.014099026	0.008701559	0.015035764	-0.010402105	0.006969593	-0.002348679
W72032	RPS21	ribosomal protein S21	0.018012756	-0.001785574	0.037548327	0.004781466	0.002959188	-0.014938081	0.003513408	0.003616541	0.004674066	0.018216117	-0.016980693	0.002673539	0.008278806
AI972898	TBCD	T43482 hypothetical protein	0.000382645	-0.009189215	-0.018153772	-0.000448982	-0.002905981	-0.004807444	0.000551591	0.00342979	-0.000678352	0.011099246	-0.018521032	0.015395467	0.001092016
AI972568	RPL36A	ribosomal protein L36A	-0.003260766	-0.006365377	-0.015515646	-0.007146899	-0.010798923	-0.01151408	-0.007969408	-0.00656182	-0.001917123	0.005450199	-0.018264906	0.002762968	-0.0077752
AA490209	ARPC1A	complex, subunit 1A, 41kDa	0.00601619	0.010200076	0.005152058	-0.01644952	-0.001187675	-0.00461164	0.016238378	-0.008847862	-0.000473749	0.003112752	-0.001362209	0.014261463	0.000802026
H97778	CDH1	cadherin (epithelial)	0.006284202	-0.022059989	-0.006730152	-0.021441846	0.019599989	0.001510426	0.005619727	-0.002435063	0.000405404	-0.00103702	-0.007726665	0.00012816	-0.000719671
H94471	OCLN	occludin	0.01721464	-0.018301253	0.003595683	0.009304359	0.009885451	0.004162598	0.003381027	-0.008167336	-0.002228337	0.002859538	-0.006450434	-0.002805356	-0.004699345
AA522505	CCNB2	cyclin B2	0.020363608	-0.007216533	0.025602274	0.010124141	-0.000591272	0.002017608	0.015575597	0.002196283	0.001362164	0.012969955	-0.00311278	-0.005727031	0.017481394
N93924	RFC4	(activator 1) 4, 37kDa	0.018166399	-0.002027952	0.020242741	0.00672447	0.000392616	0.000220263	0.013952407	0.000656906	-0.001759154	0.020489067	3.02825E-05	-0.002218819	0.007099138
W87751	TIMELESS	(Drosophila)	0.030706779	0.003757896	0.021534869	0.005457853	0.012650368	0.004666976	0.003207981	0.007184787	0.001255682	0.015933958	-0.002169726	0.008891328	0.037259977
AA732873	STK18	serine/threonine kinase 18	0.025680071	0.002637243	0.011934261	0.004721541	0.013490859	0.018231632	0.015316556	0.007261874	0.006612001	0.022819288	-0.006296162	0.005573019	0.024282808
AA426264	MKI67	monoclonal antibody Ki-67	0.016856601	-0.003144977	0.030156749	-0.002083013	0.000831854	0.006779942	0.020375837	0.0018736	0.000172887	0.001705105	0.00254285	0.008356976	0.028947896
AI057325	POLQ	theta	0.018553328	-0.005532443	0.016927274	0.000604236	0.007149073	0.013501985	0.011025448	0.016648607	0.010887335	0.015774948	0.001796301	0.001680615	0.015250238
AA279680	RAP1A	oncogene family	0.017582225	0.003940444	0.013942723	0.00455594	0.009611582	0.013640914	0.016989204	0.002485809	-0.001649498	0.01214937	-0.001036079	0.004823217	0.023342463
H94617	RFC3	(activator 1) 3, 38kDa	0.018995143	0.003607706	0.012164439	0.003809349	0.008378235	0.01247439	0.014629057	0.002532637	-0.001063869	0.006723332	-0.003404005	0.003784281	0.021974138
N26643	CDK2	cyclin-dependent kinase 2	0.021756843	0.001232951	0.020207591	0.015264857	0.013700253	0.007029928	0.016250804	-0.00340926	0.002103581	0.00605593	0.000949975	0.016259464	0.023163449
AA219061	MSH2	cancer, nonpolyposis type 1	0.017145796	0.006710426	0.027867081	0.007701397	0.007085352	0.020275525	0.019020133	0.007641967	0.012192067	0.005647571	-0.002351669	-0.001410314	0.008034008
AA410394	BAF53A	BAF53	0.013501187	-0.003338389	0.011520468	0.005903895	0.028269503	0.00996775	0.026163231	0.007037189	0.002423748	0.020099653	-0.002392776	-0.003669586	0.00697138
AA452095	SMC4L1	maintenance of	0.013629247	-0.011766443	0.006988769	0.006747581	0.001813268	0.013462621	0.019296568	0.01530276	0.019403977	0.015126	-0.005451555	0.007723703	0.014065364
W93379	NEK2	a)-related kinase 2	0.022679371	-0.003448405	0.027448432	0.006874831	0.010364347	0.005386699	0.009195203	0.001371155	0.005737625	0.006499328	-0.004183389	0.015563427	0.033649897
AA448659	CDC25B	cell division cycle 25B	0.018513299	0.01021634	0.013421468	0.009210128	-0.002261942	0.001736913	0.016462256	0.010166099	-0.007292344	0.005682609	0.009049192	0.026769227	0.016520522
AA668388	PTAFR	receptor	0.013641916	0.000850225	0.025997621	0.005158286	-0.006072235	-0.001523361	0.025673997	0.005927855	-0.003385098	0.017432303	0.015495319	0.02043186	0.018471425
R27615	PRKDC	activated, catalytic	0.016271672	0.005571828	0.02836459	0.007140977	-0.006727832	0.003663853	-0.000635638	-0.00357259	0.00061451	0.012613219	-0.005818496	-0.00526789	0.008622431
H87536	COL17A1	collagen, type XVII, alpha 1	0.019708954	0.006785466	0.02404067	0.0075742	-0.008156794	0.010901037	3.45039E-05	-0.003300764	0.00667332	0.015521904	-0.000396364	-0.000443392	0.013653164
H37989	FKBP1A	beta-tubulin mRNA,	0.014208443	-0.003552562	0.02734289	0.001547711	0.008520011	0.017260367	0.012904285	0.003236839	-0.004058778	0.010872556	0.001263887	-0.004349453	0.015775586
AA598815	PSMA5	macropain) subunit, alpha	0.010872189	-0.006415027	0.017646798	-0.00291816	0.0238156	0.010720645	0.015055757	0.003976943	-0.002824764	0.016617927	0.001356766	0.007780569	5.85195E-06
N33274	PAICS	ole carboxylase,	0.018946829	-0.004081707	0.027329434	0.007928452	0.007726606	0.004992941	0.013004964	-0.002945933	0.005707488	0.018312663	-0.003371482	-0.010495297	0.013680529
AA496025	MCM7	maintenance deficient 7 (S.	0.014585464	-0.003394517	0.025086242	0.004188119	-0.006579581	-0.002235909	0.018648056	0.003765742	-0.007975461	0.011548493	-0.010631333	0.024646814	0.019421624
AA456608	MCM3	maintenance deficient 3 (S.	0.019327745	-0.000876354	0.024777564	0.006946863	-0.001093487	0.001128848	0.004552324	-0.000331536	-0.002396093	0.018167943	-0.006000341	-0.001747218	0.004054495
AA291398	CHC1	1	0.007624203	-0.011420103	0.013684223	-0.009604397	-0.005750494	-0.001679867	-0.002864766	0.00495624	0.002346468	0.018883458	0.007634652	-0.001056797	0.003344101
R16712	ANLN	(scraps homolog,	0.018658644	-0.003632648	0.01511244	0.014556899	0.009530891	0.012930795	0.020115344	0.002653645	0.003787635	0.014928815	-0.003148283	0.007367238	0.02708033
AA400476	KNSL6	centromere-associated	0.021982013	-0.001492863	0.021355932	0.008255432	0.00711881	0.014397276	0.018411435	0.001096804	0.003710736	0.011764492	-0.00083353	0.01056598	0.026453362
AA458994	PMSCL1	autoantigen 1, 75kDa	0.012038457	-0.005229353	0.023125692	0.00138743	0.020281313	0.021158471	0.010376626	0.002702844	0.003543647	0.011938522	-0.001082788	0.002215116	0.01717838
AI364509	RACGAP1	protein 1	0.013159403	0.005561874	0.017069564	0.01325835	0.01751126	0.010952992	0.022701838	0.005941758	0.009231835	0.015640396	-0.005191442	0.005934826	0.029364251
H63492	STK15	serine/threonine kinase 6	0.02332982	-0.007934692	0.029823677	0.004056123	0.002700685	0.006706773	0.025345346	0.005341129	-7.601E-06	0.007032617	-0.004514257	0.019383561	0.018498466
R19158	STK15	serine/threonine kinase 6	0.023966971	-0.011302812	0.032570843	0.000628368	0.003856132	0.005940087	0.012410953	0.000871219	-0.002633634	0.00983791	-0.005213199	0.015733348	0.018721005
AA464256	DTYMK	(thymidylate kinase)	0.030504547	-0.006150869	0.025989054	0.003903346	0.003740117	0.001213402	0.007487408	0.011544553	-0.000182059	0.026151207	-0.009530967	0.020896377	0.023374569
AA279990	TACC3	Data not found	0.013001087	-0.009231712	0.009477137	-0.001115228	0.010430579	0.016776374	0.009291007	0.010047384	-0.002994433	0.010368739	-0.002012603	0.005638392	0.009321012
AA071486	STK12	serine/threonine kinase 12	0.018455436	-0.010305364	0.005609534	0.005873617	0.00538804	0.012206684	0.014404182	-0.002700832	0.005408817	0.023155424	-0.002377623	0.012028188	0.033956796
AA026682	TOP2A	alpha 170kDa	0.021548213	-0.005170024	0.01644099	0.009956246	0.007100838	0.010278213	0.013851996	0.005743511	0.003983461	0.007441297	-0.005299044	0.014342131	0.018962102

Acc no	Symbol	Name	ab172 I	ab170 I	ab063 D	ab207 M	ab213 I	ab212 AS	ab209 I	ab191 I	ab206a SN	ab173 D	ab189 I	ab188 D	ab183 I
AA504348	TOP2A	alpha 170kDa	0.020549632	-0.007899398	0.019629941	0.011780329	0.007545088	0.012497773	0.011983613	0.005947399	0.003864752	0.011410795	-0.004775501	0.009532117	0.018276064
AA430504	UBE2C	enzyme E2C	0.016216157	-0.008383068	0.02672161	0.002259818	0.006888664	0.005773942	0.016149887	0.006563187	-0.001070218	0.00958335	-0.008067415	0.011723121	0.023143022
AA457034	MYBL2	oncogene homolog (avian)-	0.017207327	-0.008373018	0.02496411	0.000622495	0.003343296	0.003875595	0.013333072	0.011832898	-0.003058501	0.00841112	-0.009219414	0.010447807	0.013845278
AA456878	MYBL2	oncogene homolog (avian)-	0.019962532	-0.008774132	0.026377713	0.00355028	0.006003608	0.00624317	0.012847134	0.010250388	-0.00421263	0.006816954	-0.009141599	0.013537407	0.014790905
PM0026	MYB	Data not found	0.022875846	-0.007321797	0.036638944	0.000657966	0.00848561	0.006785588	0.011229307	0.00596854	-0.000380699	0.005661599	-0.003824427	0.010659872	0.019023611
AA187351	RRM2	polypeptide	0.009999441	-0.010559601	0.020660457	-0.004230636	-0.000822945	-0.002099433	-0.003510696	-0.008077438	-0.000445242	0.013022586	-0.000806654	0.007343898	0.011405991
AA430032	PTTG1	1	0.012266825	-0.00211156	0.021721485	0.012021829	0.004856287	0.01575819	0.018303075	-8.82866E-13	0.011920633	0.01746999	-0.003907495	0.012946396	0.017555722
AA598974	CDC2	and G2 to M	0.02325318	-0.008530193	0.021490976	0.007186094	-0.001128526	0.012636129	0.022287581	0.002776673	0.001374565	0.012165014	-0.00447891	0.0088499	0.020219578
AA706968	ZWINT	ZW10 interactor	0.016242847	-0.009718921	0.018707479	0.005532681	0.00615226	0.008764824	0.017043666	0.001724797	-0.002156931	0.009490376	-0.008193613	0.005094581	0.013895883
AA629262	PLK	polo-like kinase (Drosophila)	0.010518865	-0.012102765	0.027437957	-0.00218913	0.000445295	0.006118049	0.007562501	-0.002763685	-0.001796685	0.016515814	-0.010444673	0.003962993	0.022464323
AA449336	PRC1	cytokinesis 1	0.017433194	-0.004180108	0.025121963	0.005994099	0.004580883	0.01487983	0.01020673	0.000857532	0.001453508	0.013833964	-0.003814955	0.009866341	0.014949637
AA873060	STMN1	stathmin 1/oncoprotein 18	0.011206733	-0.00059682	0.014350464	0.002928074	0.003920189	0.008466755	0.021043725	0.008496061	0.001214034	0.010299875	-0.009845089	0.004976229	0.021026947
AA774665	CCNB2	cyclin B2	0.018412206	-0.00740824	0.015906514	0.008623162	0.007534556	0.0132282	0.025432403	0.00214928	0.0015814	0.017798832	-0.006735742	0.003144484	0.017572352
AA450265	PCNA	antigen	0.011587765	0.001232979	0.01201632	-0.000161396	-0.003210588	0.005735509	0.011973873	-0.003308351	-0.002045285	0.007808258	-0.00262116	0.001897215	0.014430335
AA933862	CD3E	polypeptide (TiT3 complex)	-0.023681525	-0.010305334	-0.006026331	-0.019611936	-0.001205358	-0.004620369	-0.00110495	0.010663062	-0.008645122	0.005444475	0.007963827	6.63544E-05	-0.008687957
AA055946	CD3D	polypeptide (TiT3 complex)	-0.018149834	-0.014158729	-0.015628409	-0.018357214	-0.004636506	-0.005376648	0.005597841	0.013134496	-0.0079341	0.004081352	0.00965032	0.002913444	0.000660765
AF095742	KLK8	(neuropsin/ovasin)	-0.014244948	-0.002664111	-0.01593983	0.006219009	-0.00702631	0.005241	-0.016241166	0.013381673	0.018760785	0.006636471	0.028812009	0.008025631	0.001970892
AA491302	ICA1	69kDa	-0.010623176	0.001585571	-0.009532659	-0.017319455	-0.006690086	-0.002966712	-0.005584788	0.020932419	-0.013776212	0.006368095	0.019246789	0.003284895	-0.003469542
N51614	FMNL	formin-like	-0.001205794	0.002327548	-0.002382719	-0.009197129	0.006125229	-0.001903943	-0.002211413	0.011840032	-0.010506793	0.005556645	0.020460492	0.004553499	0.001479752
AA991507	SELPLG	selectin P ligand	-0.009333692	-0.000507143	-0.016035027	-0.015394357	0.001006711	-0.00088655	-0.004153767	0.005629774	-0.006865081	0.01666064	0.026386426	0.001952616	0.005016268
AA406585	LAPTM5	multispanning membrane	-0.000520475	0.003401036	-0.001094103	0.000624044	0.002724355	0.00391489	-0.000441284	0.011683465	-0.01320993	0.011084439	0.032975654	0.011277758	-0.005841707
AA463492	CYBB	polypeptide (chronic	-0.008339337	-0.000178617	-0.007518084	-0.010581324	0.002080421	-0.001095449	-0.003683738	0.011356703	-0.00914304	0.008184983	0.024115418	0.010925238	-0.004699077
AA451863	PP15	CD4 antigen (p55)	-0.012503745	8.7637E-05	-0.005583344	-0.01165221	0.005476183	0.001927469	0.001555969	0.015497844	-0.004883804	0.011762855	0.022551217	0.004945689	-0.006266153
AA043790	AA043790	FLJ14296 fis, clone	-0.008019887	-0.002239288	-2.77267E-05	-0.004967742	0.002564688	-0.008869987	0.006839934	0.005427105	-0.008910988	0.006456171	0.016631852	0.012528877	-0.00933981
AA476285	PP15	CD4 antigen (p55)	-0.006130319	-0.000109874	-0.003805972	-0.007611766	0.007255362	0.007167805	0.002624782	0.017760237	-0.007016669	0.016836317	0.031242952	0.00623519	-0.003268454
H05820	MRPL3	protein L3	0.007667237	-0.001598244	-0.002437506	-0.016545984	-0.003058579	-0.000968422	-0.001151494	0.00590816	-0.007229839	0.002771322	0.00578423	-0.004270021	-0.00353661
AA490846	AA490846	CD49D, alpha 4 subunit of	-0.000378063	0.024665919	-0.00851372	-0.009433837	0.005663165	-0.00543961	0.002989308	0.006352243	-0.010867505	0.010638408	0.013857296	0.005390595	-0.002151536
T64192	T64192	T cell receptor beta locus	-0.018274887	-0.009284182	-0.009095988	-0.019490948	-0.002254439	-0.003173662	-0.002049222	0.015383378	-0.010535252	0.010161124	0.007890723	0.000311358	-0.006033837
R38343	PTPRG	phosphatase, receptor type,	-0.000778804	0.008382211	-0.008553073	-0.010764162	-9.27337E-06	-0.001117102	0.000340623	0.012971476	-0.008741429	0.002909178	0.019808962	0.0041733	-0.003883741
AA417600	RAB18	oncogene family	-0.005108088	-0.004057729	-0.004852388	-0.011355591	-0.003741893	-0.004565538	-0.005037979	0.008784707	-0.009984517	0.002600564	0.01539798	-0.002679994	-0.012884614
N91921	TRB@	T cell receptor beta locus	-0.024034699	-0.011473647	-0.013132161	-0.023188009	-0.001513289	-0.007297829	-0.004520517	0.01070373	-0.015058415	0.006468137	0.005497993	-0.002240691	-0.006817817
AA938345	AA938345	cDNA DKFZp564N1116	-0.014088848	-0.010024402	-0.01461722	-0.014797718	-0.002503347	-0.004995473	-0.005769037	0.014598105	-0.008068889	0.00586825	0.007085311	0.028382461	-0.005461503
H74265	PTPRC	phosphatase, receptor type,	-0.009489403	-0.00339588	-0.01825716	-0.01591928	0.000763736	-0.005656459	0.001793104	0.011109196	-0.012465255	0.003347121	0.010555785	0.002052436	-0.004873324
AA424575	HCLS1	Lyn substrate 1	-0.009017127	-0.004966079	-0.012258743	-0.016299566	-0.003686202	-0.009535342	-0.005574606	0.007071138	-0.012277021	-0.000803171	0.012594103	0.001512796	-0.010802296
AA487426	ARHGDIB	inhibitor (GDI) beta	-0.006940417	0.007127392	-0.007542302	-0.004877766	-0.001913333	-0.004366765	-0.002291197	0.013322997	-0.006547567	0.004030051	0.018684835	0.003991995	0.001826956
AA132090	CD53	CD53 antigen	-0.0085117	-0.001797664	-0.014899312	-0.01124646	-0.000941321	-0.004917308	-0.005170555	0.010650719	-0.015191664	0.004007356	0.022323958	0.000345998	-0.007255428
AA521232	HSPC022	HSPC022 protein	-0.007619465	-0.010083982	-0.013371587	-0.016895313	-0.002496674	0.005725892	-0.006127309	0.008332282	-0.01312694	0.00156672	0.013374265	-0.003270005	0.003350524
AA410896	C6orf9	reading frame 9	-0.002944482	-0.001138444	-0.005682546	-0.012857086	0.008748084	-0.009078501	-0.004355759	0.017199288	-0.012588035	0.001886685	0.026335338	0.005192523	-0.00407891
AA437226	IL10RA	alpha	-0.01747694	-0.000302687	-0.011026545	-0.017786775	-0.002443252	-0.00867502	-0.001826987	0.0103954	-0.01678617	0.003654719	0.018433279	0.000240083	-0.009990039
AI311932	GMFG	gamma	-0.003574291	-0.002486299	-0.008827879	-0.01062193	-0.002762711	-0.013425128	-0.004449251	0.025053564	-0.006341409	0.007604896	0.021850298	0.007797526	0.001616759
AA668726	HEM1	hematopoietic protein 1	-0.010993012	-0.000585696	-0.005113706	-0.006810286	0.003235828	-0.001588802	-0.004734381	0.0051448	-0.002890476	0.007404124	0.01140772	-0.003420507	-0.004761687
AA458472	HLA-DQB1	complex, class II, DQ beta 1	0.015319641	0.000703593	-0.007452967	-0.004735829	0.004124055	0.003935996	0.006719366	0.013346786	-0.003706322	0.010360727	0.017041118	0.016936984	-0.007057932
T60048	ACTG2	muscle, enteric	-0.005377004	-0.000628495	0.006030389	0.017350114	-0.001305443	-0.004907779	-0.002057705	0.020217683	0.006442696	0.01227358	0.000336806	-0.001580378	0.002221302
AA455925	FHL1	1	-0.017104515	-0.001067588	6.7048E-06	0.004763984	-0.01422524	-0.019112692	-0.012434888	0.010709435	-0.000273776	-0.005448244	-0.017080027	-0.015070307	-0.014443326
R38635	KIAA1005	KIAA1005 protein	-0.002795331	0.025210673	0.001795845	0.017805516	-0.005472185	-0.010518601	-0.007686421	0.022692705	0.003847688	0.004243645	-4.45493E-05	-0.001553005	0.006513706
AA427940	PLN	phospholamban	-0.004491055	-0.002530551	0.001889652	0.027186686	-0.007889186	-0.01375996	-0.010488567	0.006235821	0.003410292	-0.00319006	-0.000855068	-0.004628033	-0.002794249
AA441933	LMOD1	muscle)	-0.008630326	-0.004959046	0.002360471	0.025909333	-0.005824758	-0.005432028	-0.009384829	0.016675074	0.004630104	-0.000672399	-0.004681878	-0.007089359	-0.004838099
R60711	KIAA1091	RAB6 interacting protein 1	-0.002410406	-0.006910718	0.003659664	0.018357308	-0.007828319	-0.001368404	-0.004773317	0.018745	0.00788323	0.003320611	-0.004031738	0.000125088	0.008375075
AW009647	FLNC	binding protein 280)	-0.01014554	0.011903948	0.003676062	0.014636618	-0.004002205	-0.002946412	-0.00154042	0.020787615	0.002824926	0.01192277	0.004122506	-0.004015333	-0.001822252
AA126989	MYH11	11, smooth muscle	-0.001685165	0.000282429	0.00579474	0.020924548	-0.006658568	-0.012716125	-0.014172098	-0.000189021	0.007791675	-0.001509529	0.000654336	0.000374686	0.000235016
AI668906	TAGLN	transgelin	-0.010129652	-0.006742298	0.000665647	0.020633817	-0.004792579	-0.017912304	-0.011183814	0.019827772	0.000383268	0.008174313	0.00347197	-0.000894025	-0.002841945
AA398400	CNN1	muscle	-0.010493152	0.000164716	0.00406466	0.01470326	-0.00535722	-0.011271554	-0.008738122	0.021897165	0.005702512	0.01064562	-0.002834523	-0.005178122	-0.005206188
AA477400	TPM2	tropomyosin 2 (beta)	-0.002023222	-0.000467453	0.002888375	0.015922959	-0.005479928	-0.010665559	-0.006032406	0.021249089	0.005348324	0.007253643	0.003509754	-0.00152542	0.001347353
AA877166	MYL9	regulatory	-0.006133613	0.003702414	0.004077053	0.020591755	-0.004680644	-0.018094059	-0.011176933	0.019698695	0.004985661	0.008137217	0.001949706	-0.005775387	-0.00361629
AA487193	SFRP4	protein 4	0.003308887	0.011407834	-0.000338424	0.022906528	0.003447196	0.000607528	-0.003593188	0.025372956	-0.001873563	0.030741512	0.018825248	0.014937271	0.011719894
R75635	COL5A1	collagen, type V, alpha 1	-0.001442528	0.00118568	0.007657573	0.018099368	0.00183499	-0.00367596	0.00107843	0.017432747	-0.00294922	0.01163547	0.020565087	0.010639691	0.014481345
AA136983	CDH11	cadherin (osteoblast)	0.002581056	0.020011094	0.003620024	0.016187288	0.000142205	-0.000228781	0.00173627	0.024016872	-0.006597766	0.024376327	0.01469626	0.02133512	0.0108875
R36989	E2IG4	estradiol-induced	0.007547289	0.001749184	0.004201626	0.022565491	0.005382853	9.67323E-05	0.000788215	0.026204017	-0.002369033	0.020856317	0.020042537	0.015081441	0.010034173
AI684973	AI684973	matrix protein	0.013942049	0.004952119	0.010019807	0.015328341	0.000792067	0.00207724	1.69154E-05	0.020666868	-0.00441656	0.02091408	0.016339865	0.012830259	0.014801337
R56211	PDGFRB	EST	0.002707583	-0.00108924	0.010897331	0.015795004	0.004880881	-0.006071471	-0.003919778	0.022183006	-0.002830327	0.021949188	0.006707432	0.012823132	0.009227116

Acc no	Symbol	Name	ab172 I	ab170 I	ab063 D	ab207 M	ab213 I	ab212 AS	ab209 I	ab191 I	ab206a SN	ab173 D	ab189 I	ab188 D	ab183 I
EW74	EW74	Data not found	0.005806659	0.008048118	0.010916758	-5.29099E-05	0.002975074	0.00190503	0.00322321	0.006692133	-0.004266209	0.012557632	0.01088382	0.005401748	0.008161469
N67487	MFAP2	protein 2	0.013132734	0.018363689	0.00824045	0.009960643	6.17966E-05	0.004178986	0.00760981	0.019883722	-0.00254928	0.018967076	0.013427359	0.011588593	0.02012362
AA496283	THY1	Thy-1 cell surface antigen	0.004135127	0.008831048	0.002204003	0.01682755	0.003778166	-0.004297954	-0.002457387	0.019669857	-0.002980825	0.015516173	0.011617024	0.01258541	0.005734959
AA447781	LUM	lumican	-0.005026782	-0.003160334	0.004210103	0.009307276	0.001018026	-0.004467576	0.000753214	0.015630693	-0.007960438	0.019172005	0.01636721	0.004650187	0.008149218
H95960	SPARC	cysteine-rich (osteonectin)	0.003066501	0.00645473	0.006280738	0.021826648	0.005587744	0.000303819	-0.000727859	0.017915074	-0.004061488	0.013148442	0.015766438	0.008745993	0.007384021
AA683077	MAPK1	kinase 1	0.002049774	0.004875589	0.004865944	0.020197194	0.00259553	-0.00325179	4.41445E-05	0.016251813	-0.006370905	0.012277356	0.016072119	0.007917613	0.008927808
AA490172	COL1A2	collagen, type I, alpha 2	0.004025134	-0.001360071	0.011309245	0.020265556	0.001946551	0.002980961	0.0025073	0.013349192	-0.002861118	0.006944283	0.006454058	0.009563398	0.003820717
NM_000090	COL3A1	(Ehlers-Danlos syndrome	0.000427404	-0.003294461	0.009588877	0.011596166	0.001429921	-0.002952416	-0.00029693	0.017667296	-0.00477747	0.013634029	0.021306164	0.004890075	0.009282479
T98612	COL3A1	(Ehlers-Danlos syndrome	0.000674011	-0.005503192	0.014941845	0.014077953	0.001054029	0.001023659	0.003585576	0.013558088	-0.001957623	0.011413437	0.016271646	0.008762511	0.008648768
R62603	COL6A3	collagen, type VI, alpha 3	-0.001897338	-0.015757987	0.009393671	0.013859973	-0.002070874	-0.001867861	0.003481228	0.01715822	-0.004370965	0.011266026	0.009633316	0.004973578	0.008659151
N51018	BGN	biglycan	0.003069729	-0.00380386	0.001089501	0.022757727	0.014931351	0.002157536	0.004710291	0.024842944	-0.00068843	0.020972043	0.013856657	0.019204896	0.011745
H96738	CDH11	cadherin (osteoblast)	0.002195741	0.019296326	0.001457756	0.019943502	0.004207285	0.002188678	0.003576927	0.019630998	-0.005626998	0.023788406	0.019606411	0.016362053	0.012153505
H38240	THBS2	thrombospondin 2	-0.000124724	0.005854697	0.008973274	0.016691923	0.002781333	0.001221741	-0.001900748	0.019371436	0.001230132	0.018250119	0.022088252	0.015497391	0.009274208
T53298	IGFBP7	directed) polypeptide B,	-0.002785768	0.001509076	0.001603162	0.019560133	0.003743213	-0.012341655	-0.002494591	0.017506342	-0.012308435	0.019508408	0.007079496	0.00857717	-0.000737691
AA936799	MMP2	(gelatinase A, 72kDa	-0.006910456	0.009533916	0.019434534	0.003286685	-0.004816914	-0.012517381	-0.001236674	0.021436857	-0.013028411	0.007104003	0.024839298	0.008660032	0.00858391
AA418674	FBN1	fibrillin 1 (Marfan syndrome)	-0.005810816	0.008537737	0.005100054	0.023462027	-0.003512489	-0.010056446	-0.002620964	0.018870411	-0.00013304	0.016306519	0.016820591	0.004357669	0.005107644
R00859	CTSK	(pycnodysostosis)	-0.001956179	-0.000181569	0.013392179	0.005322078	0.001682494	-0.004916438	-0.001945401	0.027368147	-0.007770725	0.021147734	0.024359275	0.013771004	0.0106633
AA670200	PCOLCE	endopeptidase enhancer	-0.004054885	-0.006982618	0.007052715	0.005343191	-0.001619855	-0.008809031	-0.001577306	0.024559185	0.000653978	0.017189847	0.016677663	0.005972882	0.010533075
AA291259	GPCR150	receptor	-0.006306942	0.012803791	0.004949574	0.013434074	-0.007857586	-0.004957104	-0.006467171	0.014402333	-0.009535241	0.014528923	0.016661806	0.003569009	0.002869533
AA487460	DPYSL2	dihydropyrimidinase-like 2	-0.006767806	0.013582125	0.016650909	0.010228485	-0.000634336	-0.023573762	-0.007980564	0.01292771	-0.006965467	-0.003157521	0.010695777	0.010107027	-0.002417082
AA134871	FBLN1	fibulin 1	-0.017178231	-0.006627542	0.008040174	0.000121385	-0.016927472	-0.021861274	-0.020494471	0.014992149	-0.000151358	0.003028446	-0.001056017	-0.013146399	-0.00416352
AA045327	OGN	factor, mimecan)	-0.011651931	-0.00568155	-0.00054674	-0.001590005	-0.010273392	-0.011791425	-0.011569078	0.021175173	-0.001924417	0.014779053	-0.011674189	-0.013888835	-0.011613836
AA486280	TIMP2	metalloproteinase 2	-0.008155587	0.000122268	0.004072219	0.014053201	-0.008251062	-0.011362947	-0.019200754	0.013987998	0.008446772	0.005130101	0.01615258	-0.001274288	0.010713887
AA496022	MFAP4	protein 4	-0.018350537	0.024009621	0.000683934	-0.002607881	-0.012556844	-0.015660651	-0.017432418	0.003822476	-0.001735992	0.000942228	-0.011790212	-0.016439189	-0.008596011
H64138	H64138	decorin	-0.018798678	0.005848911	0.001609073	0.007828822	-0.01303178	-0.019383756	-0.013047358	0.012991503	0.00012787	0.010429874	0.016507887	-0.005953678	-0.004933051
AA459308	WDR1	stenosis, Williams-Beuren	-0.001131643	0.009794684	0.007176696	0.030640605	0.000963415	-0.013873247	0.001903974	0.020799934	0.002669133	0.015181514	-0.003798825	0.011840318	0.005134289
M59906	TIMP1	metalloproteinase 1	-0.0048306	0.011178117	-0.004914483	0.013983299	0.002581797	-0.008425925	0.014855111	0.019643712	-0.009781828	0.011649429	0.020710644	-0.009751138	0.013759596
AF188298	DAB2	mitogen-responsive	-0.00925478	0.005522441	-0.003588392	0.01564499	0.006392575	-0.00528821	0.016385559	0.019858054	-0.004982204	0.011290529	0.020877258	-0.001779278	0.015248803
AA448656	DAB2	mitogen-responsive	-0.004594446	0.005233743	-0.004655613	0.014237784	0.004570768	-0.005346079	0.016803011	0.019761684	-0.004469249	0.012154493	0.020489959	-0.00436146	0.017825198
W49672	WNT5A	integration site family,	0.003191706	-0.001017031	0.014334725	0.011482891	0.01319465	0.015085624	0.022367084	0.003174917	0.029009069	0.002610701	-0.002001216	0.004339229	-0.000144818
W93040	W93040	ESTs	-0.008369392	0.018077143	0.008656108	0.034325294	-0.012003589	-0.001540553	0.002129191	-0.000527661	0.017042552	0.016510998	0.010943613	-0.009063051	0.024963851
N74911	POLE3	epsilon 3 (p17 subunit)	-0.016186915	0.006712468	0.003468212	0.01235717	0.013283925	-0.000721684	0.012486063	0.008541033	-0.002459552	-0.002156158	0.010756119	0.006870696	-0.004779312
AA211496	HERC1	AP (UBE3A) carboxyl	0.018511778	0.022979875	-0.000763384	0.01441138	-0.005331746	0.018908044	0.009772177	0.006883921	0.003633059	0.014912323	0.016403458	-0.002818065	0.014505618
AI979199	MRG15	MORF-related gene 15	0.010175731	0.020980523	0.003119485	0.010903016	-0.003297507	0.010483049	-0.00216613	0.015183406	-0.015985722	0.001374885	-0.003648812	-0.001703581	0.000696959
AA425947	DKK3	(Xenopus laevis)	0.021643331	0.013343475	-0.002419311	0.001335398	0.001413547	-0.01872836	-0.006431653	0.017055921	-0.008072749	0.016169875	0.011861299	-0.000859379	0.003558363
AA412266	LOC56270	hypothetical protein 628	-0.00826563	0.021231744	0.001363333	0.002588467	0.013496679	0.009499341	-0.003568368	-0.000277149	0.015270662	-0.003199568	-0.002621928	0.004257137	0.007452559
W72596	CXX1	CAAX box 1	-0.008152617	0.01846651	0.002604518	0.011559728	0.012038497	0.003533185	-0.004905918	0.005084056	0.016229211	-0.004584831	-0.001251116	0.006238571	0.009227267
AA664127	FZD1	(Drosophila)	-0.008058903	0.002997445	-0.003102169	0.007311762	-0.002995432	-0.006051187	-0.015855933	0.004036557	0.00641082	0.017053035	0.018611997	0.001326353	-0.006716468
N70776	FZD1	(Drosophila)	-0.002936105	0.002802798	0.004605714	-0.004697349	0.001595906	-0.000539685	-0.01403363	0.004433365	0.008511142	0.014476921	0.021253572	0.001484391	-0.004099606
T77840	DLG5	homolog 5	0.009661047	-8.08667E-05	0.017283105	0.029069632	-0.002892018	0.010348522	0.003991445	0.014883037	0.014768155	-0.00648867	-0.003438734	0.00477342	0.025458527
AA478949	DLG5	homolog 5	0.00320906	0.002456945	0.011148979	0.025839654	-0.009468107	0.007084901	0.007506204	0.00565538	0.010908527	-0.011354322	0.003417748	-0.004293465	0.020729937

Acc no	Symbol	Name	ab068 I	ab123 I	ab217 D	ab021 I	ab009 M	ab013 D	ab016 I	ab059 I	ab039 D	ab044 D	ab083 I	ab158 M	ab210 D
AA496880	RPL5	ribosomal protein L5	0.007770945	-0.008499827	-0.004827781	-0.008637744	-0.003803754	-0.017786186	-0.008431675	-0.003574226	-0.018883104	0.008075851	-0.006212023	8.86786E-05	0.005789114
AI675707	RPS7	ribosomal protein S7	0.022102748	0.009290453	0.00778826	-0.001271828	-0.02259214	0.012459731	0.011354758	-0.003539434	0.014933474	0.015932357	0.019870606	0.013908558	-0.001619611
AW005795	OLFM1	olfactomedin 1	0.027173845	0.00166918	0.012579934	-0.01114589	-0.01254225	0.00654363	0.001980944	-0.013790252	-0.006257038	-0.001753765	0.015028679	0.015755684	-0.002108401
AW005693	NFKBIL2	ribosomal protein S7	0.020545321	0.001050425	0.011800647	-0.013386333	-0.014101157	0.000396259	0.009054475	-0.008116068	0.019881948	0.017462643	0.011564344	0.023182624	-0.002493317
R43544	RPL32	ribosomal protein L32	0.005936554	0.014994033	0.009134299	-0.012699658	-0.007844146	-0.007831176	-0.006630155	-0.012836594	-0.000428746	0.008254157	0.000635075	0.004450173	0.00058177
AI688090	RPL22	ribosomal protein L22	0.000704427	-0.013547249	-0.009894327	0.004392053	-0.019907888	-0.015919488	-0.01665242	-0.021073882	0.005176115	0.003654533	0.002584087	-0.002825109	-0.002286685
H73727	RPS14	ribosomal protein S14	0.00103172	-0.009002231	0.002103552	-0.001783537	-0.000616886	-0.026915344	0.016262813	-0.006806473	0.016091971	0.014175559	-0.008477656	-0.000627548	-0.014227492
AW071364	FAU	sarcoma virus (FBR-MuSV)	0.007999371	0.00539353	-0.017239348	-0.002236115	-0.008333948	-0.016110832	0.010912702	-0.020171219	0.005151713	0.006107701	0.001183853	-0.004950201	-0.003096683
AI936175	RPS20	ribosomal protein S20	0.009811995	-0.015492832	0.010065809	-0.009791332	-0.019978258	0.012919911	0.009224262	-0.016485571	0.015554502	0.026004596	-0.009074419	0.003827162	0.008721928
AW075605	RPL9	ribosomal protein L9	-0.007663276	-0.011638089	-0.015360162	-0.018770955	-0.028749763	-0.008182274	-0.01041559	-0.005695832	-0.002454188	-0.005278329	-0.000494315	-0.005866579	0.004369513
AI972799	RPL23	ribosomal protein L23	0.00478927	-0.002778019	-0.000201947	0.011152402	-0.00979851	0.003683209	0.017430768	-0.008028399	0.008959206	0.023872445	0.008643308	-0.013707343	0.005408164
AA669674	EIF3S6	initiation factor 3, subunit 6	0.024041861	-0.007171181	0.032152125	-0.00053798	-0.000459192	0.000473909	-0.004159836	-0.01035615	0.017052033	0.015476509	-0.00563577	-0.001493546	0.006799705
AA633768	RPL24	ribosomal protein L24	0.03444681	0.011637731	0.002914313	-0.008363011	-0.006057236	-0.009925018	-0.013107811	-0.007837594	0.003890327	0.008628368	-0.001688267	-0.005559709	-0.002299706
AA916859	AA916859	Data not found	-0.015002095	-0.002434642	-0.015480975	-0.012999338	-0.001487526	-0.014347126	-0.006857969	-0.026147075	0.00116554	0.00857247	-0.013492661	0.008699098	-0.012119835
AI023647	AI023647	Data not found	-0.013719075	-0.007107337	-0.006439657	-0.020263407	-0.014708012	-0.008192329	-0.000235883	-0.01958365	-0.000329166	0.010143862	-0.015056668	0.006887512	-0.012841573
W91881	DNM1L	ribosomal protein L37a	0.006037712	-0.000506247	0.00295493	0.000670367	-0.013098122	-0.018439387	0.003261764	-0.016970927	-0.002606604	0.010501128	0.005476208	-0.003676874	-0.005057462
AI611010	RPS10	ribosomal protein S10	0.03150722	0.014273359	-0.003746473	-0.007408588	-0.00511732	0.002065381	0.006682367	-0.003419592	0.013470897	0.009949114	0.013141333	-0.002474352	0.017472528
AW082973	ELL	leukemia gene)	-0.008506665	-0.007497893	0.00505029	-0.010991659	-0.020164702	-0.01015575	0.010859934	0.001802712	0.00698119	0.00836011	-0.007898913	0.006058728	0.003013281
AW074994	RPS9	ribosomal protein S9	-0.011737759	-0.006270865	0.006600233	-0.010816939	-0.007423943	-0.00947818	0.010779399	0.002822333	0.003831198	0.013807706	-0.007877939	0.004536467	0.002032738
AW073449	RPL29	ribosomal protein L29	0.00046357	0.00803686	0.003640219	-0.015940715	0.006505175	-0.007302038	0.009449457	-0.005195835	-0.000224809	0.006275086	-0.010765293	0.008431708	0.006237429
AW074920	RPS12	R3HU12 ribosomal protein	0.012575353	-0.004041466	0.008565138	-0.001341261	-0.021436106	-0.006310371	0.010683248	-0.014837676	0.001947475	0.011026639	-2.82334E-05	0.009819067	0.016190703
W72032	RPS21	ribosomal protein S21	-0.006016744	0.001208849	0.020712446	0.011846884	-0.019724191	0.021929262	0.018933122	-0.003959902	0.002899993	0.027605486	0.014189826	0.009310829	0.00999048
AI972898	TBCD	T43482 hypothetical protein	-0.001401201	0.006011418	0.006878524	-0.015736027	-0.021315477	-0.023561868	-0.001092287	-0.010359908	0.026088469	0.02196283	-0.007521783	0.012161543	0.003646325
AI972568	RPL36A	ribosomal protein L36A	0.008300654	0.006406	-0.001090306	-0.017839006	-0.023772263	-0.015532633	0.00541967	-0.010283466	0.026429858	0.020208871	0.000956647	0.00342145	-0.005016495
AA490209	ARPC1A	complex, subunit 1A, 41kDa	-0.014673625	-0.004840409	-0.005968349	-0.012260934	-0.011923764	-0.008916425	-0.035790017	-0.004999646	-0.02419846	-0.01037069	0.001635769	0.019722051	-0.005617272
H97778	CDH1	cadherin (epithelial)	-0.002719732	-0.000457792	-0.030948727	-0.002947975	-0.001904203	-0.015096508	0.002482533	0.003325338	-0.016663177	-0.011674756	-0.000813075	0.002819221	-0.002532295
H94471	OCLN	occludin	-0.012703524	0.006526162	0.023596572	0.006560271	-0.011858467	-0.001595099	0.012553987	0.005805121	-0.02117685	-0.001200035	-0.002354851	0.004606513	-0.004494114
AA522505	CCNB2	cyclin B2	0.002831192	0.020134946	0.010063476	0.030899466	0.013566343	0.010061718	0.001209401	0.00724503	0.006992173	0.010120161	0.020463642	0.018570629	0.008337438
N93924	RFC4	(activator 1) 4, 37kDa	0.030619418	0.029923593	-0.005718096	0.020911902	0.010656684	0.009098435	-0.000715885	0.017858776	0.001073802	0.015817978	0.011317237	0.007691032	0.004266121
W87751	TIMELESS	(Drosophila)	0.008116209	0.014238398	0.00612047	0.005001023	0.012441543	0.007710577	-0.012973633	0.022223101	0.029452115	0.02010015	0.012619109	0.016511239	0.010290874
AA732873	STK18	serine/threonine kinase 18	0.011617106	0.021933281	-0.00122132	0.022765707	0.022094677	0.004521355	-0.010779264	0.028798761	0.004148299	0.012511972	0.004377745	0.01936411	0.012868483
AA426264	MKI67	monoclonal antibody Ki-67	0.014051393	0.002183837	0.006759989	0.034609082	0.00872808	-0.002708747	-0.00052565	0.011675451	0.01356564	0.017057668	0.021448736	0.008318105	0.002749172
AI057325	POLQ	theta	0.01909345	0.019417239	0.00251639	0.027031456	0.010505776	8.5572E-05	-0.003844426	0.025961695	0.00837107	0.028934207	0.011106267	0.005239661	0.01312672
AA279680	RAP1A	oncogene family	0.003050891	0.024519601	0.005543017	0.018772144	0.012026673	0.038227815	0.008173303	0.020514409	0.026317461	0.023333846	0.010164863	0.012462043	0.00673779
H94617	RFC3	(activator 1) 3, 38kDa	0.006831178	0.028096951	0.002524801	0.014995108	0.012949932	0.045178288	0.00628555	0.01854153	0.021739507	0.018419086	0.007780047	0.009974564	0.004983124
N26643	CDK2	cyclin-dependent kinase 2	0.015005833	0.017049853	0.006628405	0.013339276	0.013391529	0.015080624	0.029004891	0.017364425	0.030199714	0.021665116	0.017020662	0.005032636	-0.004752252
AA219061	MSH2	cancer, nonpolyposis type 1	0.009590916	0.025612993	0.006648764	0.006018071	0.018328687	0.01509111	0.005962993	-0.011497949	0.00285381	0.006204677	0.006855414	0.014928579	0.00490808
AA410394	BAF53A	BAF53	0.018359532	0.02691418	0.011580184	0.021297302	0.006997538	0.01729582	0.007181905	0.014898532	0.007728029	0.018390316	0.011528341	0.0078917	-0.002150363
AA452095	SMC4L1	maintenance of	0.002998674	0.00790013	0.006633318	0.021551593	0.007776064	0.017716593	0.008208405	0.009992874	0.007947244	0.015062411	0.011811471	0.006048072	0.012835557
W93379	NEK2	a)-related kinase 2	0.00223553	0.017943484	0.010605738	0.021126276	0.00993849	0.001471294	0.008771061	0.022533748	0.017755777	0.01831943	0.014885675	0.010421128	0.010173649
AA448659	CDC25B	cell division cycle 25B	0.020184284	0.007853704	0.020729444	0.023707169	0.004441226	0.026536703	-0.008186399	0.013353315	0.018031934	0.01257311	0.014581219	0.002294715	0.014442437
AA668388	PTAFR	receptor	0.019574526	0.008530181	0.00986904	0.01784433	0.008787718	0.020113634	-0.015423255	0.013204847	0.002167248	0.005882428	0.013995647	0.014925193	0.011200255
R27615	PRKDC	activated, catalytic	0.021682151	0.022526107	0.005403021	0.006266902	0.007262385	0.024382521	0.007359722	0.009804222	-0.004837632	0.029687059	0.009345222	0.007272591	0.032254513
H87536	COL17A1	collagen, type XVII, alpha 1	0.020781771	0.017713839	0.010350691	0.006099715	0.010073087	0.034203316	0.007014779	0.006194585	-0.005655515	0.032129567	0.004858968	0.007212995	0.033145559
H37989	FKBP1A	beta-tubulin mRNA,	0.019507445	0.030085801	0.000521504	0.024494457	0.007424555	0.017402716	0.007420458	0.008001577	0.008126935	0.010788315	0.01343353	0.005846311	0.02050529
AA598815	PSMA5	macropain) subunit, alpha	0.008917092	0.019483902	0.000273417	5.02017E-06	0.024243651	-0.008487774	-0.009183329	0.010957355	-0.001842732	-0.008346184	0.008362494	0.009544951	0.00831235
N33274	PAICS	ole carboxylase,	-0.003748607	0.018680061	0.012121343	0.007900945	0.023272252	0.012018481	-0.006630844	0.033292775	0.0065609	0.004093846	0.000205955	0.009785322	0.006695456
AA496025	MCM7	maintenance deficient 7 (S.	0.023688748	0.012310078	0.013952677	0.016617458	0.014500714	0.017318598	-0.004052586	0.01494178	0.007926177	0.013895467	0.011333368	0.021722201	0.01322356
AA456608	MCM3	maintenance deficient 3 (S.	0.0256843	0.035271941	0.014302695	0.016179931	0.012447055	0.017363815	0.007445669	0.02042314	0.014855562	0.014321278	0.009639604	0.019177318	0.016109866
AA291398	CHC1	1	0.008623917	0.025001011	-0.000132915	0.008901555	0.021743418	0.005707871	-0.003881562	0.022450504	0.011553505	0.004725809	-0.002143563	0.012828107	0.001634591
R16712	ANLN	(scraps homolog,	-0.002390789	0.013836251	0.007553452	0.017543363	0.005556108	0.007124304	0.008934446	0.019425153	0.00934977	0.01886449	0.014365685	0.01921591	0.007893643
AA400476	KNSL6	centromere-associated	0.009262897	0.022628845	0.006193588	0.023427162	0.015705516	0.00182451	0.002582077	0.021155195	0.008647982	0.009127819	0.020541478	0.017843694	0.00598749
AA458994	PMSCL1	autoantigen 1, 75kDa	0.002590982	0.021304926	0.007626005	0.01928136	0.023218032	0.000881039	-0.001419623	0.024370265	0.012228691	0.00224032	0.008668051	0.009694594	0.014486281
AI364509	RACGAP1	protein 1	0.005003031	0.01413551	0.008795061	0.024788999	0.01722633	0.002238556	-0.003342239	0.013098266	0.016780847	0.012793189	0.01622806	0.009278504	0.013851915
H63492	STK15	serine/threonine kinase 6	-0.000578296	0.009790093	0.006187951	0.023985354	0.014732114	0.010408557	0.009174051	0.015669308	0.012756265	0.015677607	0.01493092	0.019482184	0.033989407
R19158	STK15	serine/threonine kinase 6	0.000438121	0.009136828	-0.000587263	0.026444026	0.006874028	0.01765332	0.009610233	0.01300405	0.010516109	0.011682387	0.015363529	0.015856852	0.024925811
AA464256	DTYMK	(thymidylate kinase)	0.011428461	0.016266726	-0.00202949	-0.001244246	0.011336913	0.017671172	-0.012688582	0.013691037	0.001679365	0.020972702	0.005220307	0.023467547	0.006545635
AA279990	TACC3	Data not found	0.005446343	0.020812351	-0.001511151	0.009815431	0.010225527	0.006560977	0.003159653	0.020246801	0.016937333	0.006215717	0.018757169	0.010730407	0.008895901
AA071486	STK12	serine/threonine kinase 12	0.004301738	0.02757428	0.007732381	0.018059608	0.01507101	0.004219953	0.00631374	0.018016588	0.011475199	0.016218961	0.016601936	0.015821236	0.012186368
AA026682	TOP2A	alpha 170kDa	0.006081052	0.016858631	0.00450858	0.035435201	0.010435677	0.012814468	0.004737223	0.01797926	0.017532204	0.021586373	0.010471339	0.012776597	0.01823842

Acc no	Symbol	Name	ab068 I	ab123 I	ab217 D	ab021 I	ab009 M	ab013 D	ab016 I	ab059 I	ab039 D	ab044 D	ab083 I	ab158 M	ab210 D
AA504348	TOP2A	alpha 170kDa	0.005967547	0.015066062	0.001282417	0.03159474	0.009697802	0.014081523	0.005059515	0.017944187	0.011581133	0.022612839	0.016783203	0.009342853	0.016483829
AA430504	UBE2C	enzyme E2C	0.015162337	0.020224641	0.002718349	0.026971832	0.005262859	0.010821459	6.33805E-05	0.013888274	0.013700258	0.016911571	0.024079999	0.013842806	0.015670789
AA457034	MYBL2	oncogene homolog (avian)-	0.014844833	0.02997227	0.00140164	0.018075076	0.018330252	0.019819474	-0.005253682	0.011025609	0.007803975	0.007835246	0.022952246	0.014189399	0.00605221
AA456878	MYBL2	oncogene homolog (avian)-	0.016191798	0.030574542	0.004267176	0.016980907	0.013365623	0.017637163	0.001319708	0.010050487	0.010597382	0.014193842	0.021770179	0.01222894	0.004557761
PM0026	MYB	Data not found	0.0165916	0.03682547	0.002771005	0.019533161	0.013281585	0.017552954	0.002166433	0.012221226	0.012823803	0.009831411	0.024715786	0.016516176	0.003983218
AA187351	RRM2	polypeptide	0.008889935	0.014372168	-0.004354277	0.009860839	0.023206129	0.006610606	0.004784164	0.019890341	0.011137305	0.006983295	0.015525513	0.02433177	-0.003879715
AA430032	PTTG1	1	0.006916327	0.019264272	0.009102149	0.021123254	0.008257171	-0.002170192	0.002084568	0.0167003	0.015083757	0.019446157	0.00635379	0.007196652	0.0165224
AA598974	CDC2	and G2 to M	-0.00583142	0.014848215	0.007805688	0.017923861	0.014792458	0.022143176	0.000634278	0.017591327	0.014728778	0.008916099	0.007395931	0.011742913	0.010991848
AA706968	ZWINT	ZW10 interactor	0.002978636	0.012607366	-0.004811051	0.013811793	0.01336261	0.035243053	0.002967316	0.016381847	0.010415132	0.01086228	0.008233884	0.013431443	0.019414534
AA629262	PLK	polo-like kinase (Drosophila)	0.010034221	0.020196095	0.001085361	0.019944496	0.014080155	0.011439589	0.012936817	0.016531063	0.004736553	0.01248942	0.011855829	0.015064312	0.007242835
AA449336	PRC1	cytokinesis 1	0.017778353	0.019642618	0.003356271	0.028918575	0.013462303	0.014634136	0.008293922	0.016776617	0.003840313	0.006737689	0.006182032	0.011428997	0.009559364
AA873060	STMN1	stathmin 1/oncoprotein 18	0.014556417	0.021885383	0.005895284	0.019001794	0.006170349	0.013371781	0.00244595	0.014525283	0.014389342	0.015181762	0.009282179	0.007389297	0.023318602
AA774665	CCNB2	cyclin B2	0.01002508	0.019656114	0.003901312	0.025738836	0.019534115	0.007426051	-0.002329713	0.013658928	0.006539958	0.015220308	0.015641533	0.01809185	0.011891161
AA450265	PCNA	antigen	0.019396884	0.009811082	0.007362047	0.007668588	0.007327308	0.041036549	-0.004102636	0.013995309	0.013714992	0.011639166	0.016593099	0.013820037	0.009078615
AA933862	CD3E	polypeptide (TiT3 complex)	0.00617623	-0.008309183	-0.004297426	-0.006776311	-0.004160172	-0.007297721	-0.005575168	-0.01331132	0.005360337	0.00544829	0.006547017	0.020900369	-0.006149419
AA055946	CD3D	polypeptide (TiT3 complex)	0.010916086	-0.0108561	-0.003524218	-0.008123848	0.000754859	0.002797691	-0.005875201	-0.012434681	0.003200855	-0.003636161	0.025365462	0.007821765	-0.007147861
AF095742	KLK8	(neuropsin/ovasin)	0.012259111	-0.00176797	-3.77704E-05	0.008936943	0.000486181	-0.001153232	-0.01147314	-0.00865739	0.004110282	0.012551099	0.013145525	0.002715563	-0.000120003
AA491302	ICA1	69kDa	0.010243571	-0.006165932	0.012056423	0.016909106	-0.000514718	0.006979923	0.004733854	-0.000698951	0.001716233	0.008449413	0.01792589	-0.006087197	0.015149673
N51614	FMNL	formin-like	0.001550247	0.002899424	0.012547046	-0.000865251	-0.004899669	-0.003616064	-0.003902427	-0.007411938	0.012169674	0.003161454	0.031004626	0.00504433	0.001990391
AA991507	SELPLG	selectin P ligand	0.01179677	-0.004898718	0.024609281	0.005797189	0.01548747	-6.10371E-05	-0.010138676	-0.011738799	0.002921383	0.005557731	0.019319982	0.014302572	-0.005016196
AA406585	LAPTM5	multispanning membrane	0.013898224	0.003725132	0.016109632	0.006873126	0.012110572	0.012485865	-0.005989992	-0.003914749	0.005274269	-0.002565394	0.021767402	0.008537671	-0.006470169
AA463492	CYBB	polypeptide (chronic	0.014653973	0.004939913	0.007106724	0.006877124	0.00627536	0.001949748	-0.00607725	-0.009398004	0.000819238	0.002081136	0.014637036	0.007736205	-0.013838046
AA451863	PP15	CD4 antigen (p55)	0.016162566	0.003444748	0.010468427	0.001668481	-0.000772261	0.002458242	-0.001546505	-0.016925954	0.001020522	-0.001740756	0.021166372	0.008916122	-0.005969921
AA043790	AA043790	FLJ14296 fis, clone	0.008204735	0.001000883	0.018287803	-0.006185086	0.003964708	0.007565984	-0.003257226	-0.017095493	-0.001587105	-0.00392165	0.019528037	0.009874685	-0.006581881
AA476285	PP15	CD4 antigen (p55)	0.016331549	9.34183E-06	0.017201562	0.006872038	-0.000644227	0.005357076	-0.001449825	-0.013199842	0.007098325	-0.005067258	0.029683278	0.008853508	-0.002809772
H05820	MRPL3	protein L3	0.018911997	0.005928596	-0.00281354	0.017016623	0.009760396	0.001540411	0.003182892	-0.007293553	0.001655018	-0.004816974	0.006414004	0.000161034	-0.008634948
AA490846	AA490846	CD49D, alpha 4 subunit of	0.012571233	-0.001156049	-0.002428234	-0.008355756	-0.005969474	-0.001334204	-0.003991978	-0.015480779	0.007411139	0.01242546	0.018276877	0.012887662	-0.001751557
T64192	T64192	T cell receptor beta locus	0.014279259	-0.008961292	-0.002722382	-0.008623685	0.002060195	-0.004456958	-0.000832302	-0.01861684	0.006411319	0.002228845	0.025408131	0.014586269	-0.005017335
R38343	PTPRG	phosphatase, receptor type,	0.017754688	0.007672071	0.010556543	-0.003368105	0.002298126	0.009118831	0.007891315	-0.00461855	0.005523522	-0.003865838	0.021160487	0.015123254	-0.007705615
AA417600	RAB18	oncogene family	0.007492218	-0.003509043	0.005648418	-0.003693836	0.00854939	0.005601309	-0.008031972	-0.012460186	0.005061998	-0.003896389	0.018591215	0.006600467	-0.003763617
N91921	TRB@	T cell receptor beta locus	0.013968038	-0.009127824	-0.005572758	-0.008771583	0.000410933	-0.004391219	-0.002247219	-0.017851465	0.004889092	0.001731323	0.02077401	0.00968056	-0.006093764
AA938345	AA938345	cDNA DKFZp564N1116	0.012014187	-0.001847971	-0.004906153	-0.006815435	-0.000386139	-0.002584308	-0.002314606	-0.012292854	0.000161294	0.002144314	0.018539907	0.010869589	-0.008238336
H74265	PTPRC	phosphatase, receptor type,	0.013771868	-0.00205253	0.00226647	-0.004540116	0.003888427	0.00585769	-0.009204558	-0.014795481	0.003543504	-0.003245648	0.015791895	0.019858702	-0.012389089
AA424575	HCLS1	Lyn substrate 1	0.010895343	-0.003406064	-4.00859E-05	-0.00575394	0.000923035	0.00133381	-0.005330353	-0.008111056	0.009926133	-0.000450546	0.016908373	0.004215341	-0.009628686
AA487426	ARHGDIB	inhibitor (GDI) beta	0.008834756	0.001091687	0.006146949	-0.003033486	-0.010427843	0.001555407	-0.004275973	-0.021041503	0.008014501	0.005585052	0.019706262	0.005876349	-0.004344364
AA132090	CD53	CD53 antigen	0.012689874	0.002934026	0.006628321	0.00139591	-0.000763539	0.000661374	-0.006961941	-0.003103318	0.006198137	0.001266077	0.016498307	0.002475198	-0.015190482
AA521232	HSPC022	HSPC022 protein	0.008441425	-0.00153129	-0.004890758	-0.003163282	-0.003653552	0.001385696	-0.006745396	-0.000669482	0.004677849	9.22687E-06	0.017388782	0.005796862	-0.006228393
AA410896	C6orf9	reading frame 9	0.010271456	0.002234205	0.01165443	0.001774077	-0.004859162	0.006371473	-0.008995407	-0.013706436	0.003023238	-0.00084598	0.015361922	-0.000144528	-0.012062988
AA437226	IL10RA	alpha	0.010597572	-0.001751488	0.004474743	-0.005649609	-0.005345593	0.005505798	-0.004788491	-0.014496375	-0.000501383	-0.003551017	0.018669972	0.005820973	-0.004209877
AI311932	GMFG	gamma	0.009572393	-0.006257054	0.001489252	-0.006414703	-0.001196054	-0.000830966	-0.009844502	-0.01580126	0.007441794	0.002319431	0.015826027	0.003950979	-0.003012571
AA668726	HEM1	hematopoietic protein 1	0.01312839	0.002885979	0.011082869	-0.003853712	0.005268827	0.003246218	-0.008729253	-0.008815149	-0.001647665	0.00199454	0.021669614	0.004698637	-0.00589208
AA458472	HLA-DQB1	complex, class II, DQ beta 1	0.008146509	0.001625011	0.007590501	0.003895555	0.014709302	-0.007681934	-0.003844049	-0.014010612	0.003759949	-0.006747876	0.020449859	0.011444433	-0.011374213
T60048	ACTG2	muscle, enteric	-0.000647843	0.000274168	0.013016154	0.007618656	0.01164215	-0.000153106	-0.002731948	-0.006222201	-0.006393212	0.012617027	0.000246267	0.000738697	-0.003679434
AA455925	FHL1	1	-0.00999889	-0.006392092	0.003474884	-0.011492412	-0.009899439	-0.012472345	-0.004540366	-0.020722196	-0.016342703	-0.007698288	-0.006586929	-0.0013349	-0.000412781
R38635	KIAA1005	KIAA1005 protein	0.000643345	-0.002837998	0.009184878	-0.000172464	-0.00384036	-0.003489133	-0.004999253	-0.01190431	-0.001631734	0.014322467	-0.003016482	0.001347392	0.001060797
AA427940	PLN	phospholamban	-0.00556022	-0.002247832	0.013469019	-0.005763637	-0.004356841	-0.006736888	-0.00123902	-0.008046568	-0.004711576	0.005915501	-0.00072723	0.002926256	-0.008170455
AA441933	LMOD1	muscle)	-0.002964508	-0.004651736	0.007044806	0.001680935	0.002384331	-0.005597182	-0.002385943	-0.0079915	-0.007491986	0.003793866	-0.005924766	4.08773E-05	-0.008322177
R60711	KIAA1091	RAB6 interacting protein 1	0.002944811	0.00139297	0.004014502	0.004846946	0.005414422	0.001055949	-0.003303805	-0.006151022	0.004966907	0.013968034	0.003499415	-0.006635351	-0.002887468
AW009647	FLNC	binding protein 280)	-0.000903637	-0.001349188	0.007584894	0.003390191	0.009618078	-0.002838188	-0.003820276	0.003757069	-0.009204024	0.002910895	-0.006089111	0.002058919	-0.003061502
AA126989	MYH11	11, smooth muscle	0.000312875	-0.003666541	0.015010958	0.003791481	0.008545389	-0.008729063	0.004057018	-0.011726585	-0.00568965	0.009568258	-0.000944306	2.69853E-05	-0.00617091
AI668906	TAGLN	transgelin	-0.004762758	-0.003394823	0.014858716	0.006118724	0.004912901	-0.008716231	-0.002237909	-0.01521183	-0.002740462	0.01150699	-0.006713401	-0.001510551	-0.003266922
AA398400	CNN1	muscle	-0.001489932	-0.003445464	0.012399929	0.004252008	0.009877528	-0.005399126	-0.001961274	-0.012138618	-0.010855457	0.01236991	-0.001745908	0.000788644	-0.003898566
AA477400	TPM2	tropomyosin 2 (beta)	-0.000354065	0.000693049	0.011292006	0.007946856	0.005324657	0.000428111	0.012752366	-0.012020665	0.000994996	0.01122175	-0.003024076	-0.003027266	-0.002391761
AA877166	MYL9	regulatory	0.002614068	-0.003835808	0.015666438	0.008484634	0.006633838	-0.002780651	0.000658672	-0.013646107	-0.00150061	0.010032818	-0.002209111	-0.003929315	-0.007638936
AA487193	SFRP4	protein 4	0.011920349	0.004628271	0.026648487	0.009417331	0.012840536	0.002408524	0.007099583	-0.000142465	0.020527824	0.011800438	0.010046174	0.014688345	0.003127108
R75635	COL5A1	collagen, type V, alpha 1	-0.000689077	0.005176164	0.006711695	0.015335051	0.012842229	-0.000113759	0.002213866	0.001355824	0.011826426	0.014546323	-0.005151723	-0.000277293	-0.006766958
AA136983	CDH11	cadherin (osteoblast)	0.01724448	0.005246818	0.011075428	0.012567353	0.011929698	0.006167971	-0.00065913	-0.004461415	0.017327027	0.016939217	0.010267772	0.017412049	-0.004062323
R36989	E2IG4	estradiol-induced	0.009997451	0.010251696	0.015164848	0.01215153	0.017963031	0.011507606	0.002812922	0.00043141	0.006269061	0.025516021	0.018265089	0.019763312	-0.000621459
AI684973	AI684973	matrix protein	0.00535895	0.007589165	0.009616609	0.011587968	0.01290737	0.008145473	0.000100077	-0.007565601	0.018858505	0.016048208	0.001025929	0.007465123	0.003159189
R56211	PDGFRB	EST	0.007325611	0.002798972	0.008499669	0.012255042	0.013129295	0.009001596	0.000953823	-0.009112276	0.016685685	0.012132092	0.009445633	0.001759744	0.006044544

Acc no	Symbol	Name	ab068 I	ab123 I	ab217 D	ab021 I	ab009 M	ab013 D	ab016 I	ab059 I	ab039 D	ab044 D	ab083 I	ab158 M	ab210 D
EW74	EW74	Data not found	0.007037965	0.008106976	0.012745831	0.020906786	0.015174794	0.011861501	0.003286055	0.002336009	0.013243536	0.011845674	0.004182939	0.004461951	0.000381785
N67487	MFAP2	protein 2	0.012954875	0.018123989	0.00847974	0.02272108	0.01197672	0.002677275	0.003008625	-0.004081056	0.00816591	0.009020022	0.006516996	-6.87457E-05	0.011290238
AA496283	THY1	Thy-1 cell surface antigen	0.010211008	0.005015417	0.01684887	0.011450633	0.011462518	0.007100707	-0.001042422	-0.001307895	0.009470571	0.013193633	0.006912052	0.009184082	0.004871545
AA447781	LUM	lumican	0.00837764	0.001232571	0.015485172	0.008458153	0.005045379	0.004169562	0.000670663	-0.003071863	0.014851889	0.006415596	0.004259639	0.003755182	-0.002640684
H95960	SPARC	cysteine-rich (osteonectin)	0.005799242	0.006096338	0.01297233	0.017570988	0.009588195	0.010297508	-0.003071118	-0.000218133	0.016989444	0.010901187	0.005170062	-0.000114086	0.001763966
AA683077	MAPK1	kinase 1	0.004552214	0.006167972	0.010949749	0.016293168	0.006584686	0.006673645	-0.000642498	-2.63497E-05	0.011898426	0.010162397	0.001526222	-0.001014579	0.000637361
AA490172	COL1A2	collagen, type I, alpha 2	0.002668759	0.01047056	0.012736838	0.020330887	0.014021042	0.014703266	0.001939652	0.005950711	0.001722617	0.012101077	0.003340087	-0.002343689	0.003822377
NM_000090	COL3A1	(Ehlers-Danlos syndrome	0.006865423	0.007890221	0.00825335	0.01973843	0.008086612	0.010490543	0.000928026	0.006120986	0.012959653	0.010223373	0.00649044	0.003370449	-0.003020878
T98612	COL3A1	(Ehlers-Danlos syndrome	0.00485202	0.008832944	0.011683744	0.017389201	0.014814464	0.013622079	0.001173104	0.006422254	0.008962686	0.009900083	0.006153547	-0.002603177	0.001735888
R62603	COL6A3	collagen, type VI, alpha 3	0.006442438	0.007391347	0.008534311	0.014468658	0.012211204	0.010183158	0.003280535	-0.003813592	0.009516836	0.01329852	0.00641828	0.002846634	0.002384792
N51018	BGN	biglycan	0.00487789	0.004697389	0.02340924	0.016672829	0.01572942	0.006089665	0.00045016	0.003616499	0.016350869	0.012016666	0.003851475	0.006710922	0.012169181
H96738	CDH11	cadherin (osteoblast)	0.006902797	0.004835424	0.012699456	0.011655748	0.010541788	0.00838453	0.005659059	-0.003402496	0.025116147	0.022341116	0.001734953	0.013560262	-0.000261802
H38240	THBS2	thrombospondin 2	0.011609152	0.006306385	0.018848679	0.018547608	0.013091444	0.005847753	0.001392127	0.005769558	0.013092102	0.016477094	0.005268136	0.00919136	0.000748847
T53298	IGFBP7	directed) polypeptide B,	0.013814262	0.000216143	0.012622417	0.009521027	0.006907351	0.010794061	0.002566928	-0.015876302	0.014498487	0.010661941	0.009971933	0.007500378	-0.003547662
AA936799	MMP2	(gelatinase A, 72kDa	0.010384259	0.006569736	0.009305699	0.010593372	0.000245197	0.000136514	-0.004130425	-0.001694394	0.007535636	-0.000639669	0.003122051	0.005370412	0.003165063
AA418674	FBN1	fibrillin 1 (Marfan syndrome)	0.012683406	0.004577647	0.014078835	0.010405663	0.008332456	0.001759577	-0.000700473	-0.008978349	0.00359967	0.002435538	0.006072309	0.021627479	-0.006158705
R00859	CTSK	(pycnodysostosis)	0.008488257	0.00546989	0.013591586	0.006111269	0.007113785	0.006345257	0.001968856	-0.004661167	0.019446098	0.006669323	-0.020202496	0.015321064	-0.005481163
AA670200	PCOLCE	endopeptidase enhancer	0.001508905	0.002917515	0.00556754	0.009053423	0.006202227	-0.001287343	-0.006265966	0.000379967	-0.003310749	0.001977248	-4.49419E-05	0.007988234	-0.001607426
AA291259	GPCR150	receptor	0.006835302	0.004121582	0.007806425	0.013119861	0.000846147	-0.000287496	-0.000259529	-0.010753196	0.012769533	0.015788495	0.010155173	0.001795342	0.006958487
AA487460	DPYSL2	dihydropyrimidinase-like 2	0.006045318	0.004346272	0.017711661	-0.005379135	0.006674276	0.02076974	0.015358394	0.001085395	0.002953857	0.004163708	-0.003395085	-0.00059041	0.020621736
AA134871	FBLN1	fibulin 1	-0.002130811	-0.005109441	5.16675E-05	-0.004497167	-0.00532483	-0.008099734	-0.005243512	-0.016126843	-0.002159506	0.000742291	-0.001261488	0.002944202	-0.004918014
AA045327	OGN	factor, mimecan)	-0.000374376	-0.006242531	0.002784669	7.10057E-05	-8.95536E-05	-0.006139386	-0.002375615	-0.011219605	-0.000395623	0.000583878	0.002249163	0.012753216	-0.004700019
AA486280	TIMP2	metalloproteinase 2	0.002373326	0.008115219	0.013353097	0.00843279	0.00074475	0.002328509	0.00161574	-0.006805305	0.002813288	-0.011503742	0.002046996	-0.004070132	-0.015407177
AA496022	MFAP4	protein 4	-0.004053797	-0.008124618	-0.002657286	-0.012364909	-0.012341547	-0.011343697	-0.006223154	-0.022254889	0.002148203	0.011034454	-0.001495345	-0.000150836	-0.012031859
H64138	H64138	decorin	-0.001299373	-0.004324687	0.008221225	-0.002103578	-0.009677991	-0.007643718	-0.005084725	-0.007976955	0.005078022	-0.005853893	-0.000385487	0.002087415	-0.011510115
AA459308	WDR1	stenosis, Williams-Beuren	-0.00068448	-0.003293346	0.013386964	-0.002659891	0.003729789	0.000515985	0.000685409	-0.013764904	0.009442783	0.003067429	-0.00594673	0.013663813	-0.00139822
M59906	TIMP1	metalloproteinase 1	0.017298272	0.000407902	0.010765535	0.00136581	0.002390188	-0.006118803	-0.012481124	-0.0101997	0.015433127	0.004489552	0.01887153	0.00855106	-0.010438089
AF188298	DAB2	mitogen-responsive	0.012158661	-0.001616041	0.013924592	-0.00029883	-0.003494638	-0.008279632	-0.007698997	-0.010447429	0.016678791	0.004933996	0.010593018	0.002606469	-0.008901666
AA448656	DAB2	mitogen-responsive	0.009071563	0.001658799	0.015028754	-0.002097417	-0.000739158	-0.003729736	-0.005026443	-0.007632778	0.018547968	0.000378381	0.011230671	0.009264493	-0.009523909
W49672	WNT5A	integration site family,	0.00881817	0.015292697	-0.000816383	0.015052577	0.023584912	0.008593233	0.00418634	0.007723224	0.00600701	-0.012123624	-0.002811638	-0.002084	-0.003218884
W93040	W93040	ESTs	-0.001326662	0.001973464	0.012748561	-5.39569E-05	0.011941978	-0.004240473	0.008644893	0.009750972	-0.009665547	-0.004944299	-0.002676139	0.009673938	-0.005829598
N74911	POLE3	epsilon 3 (p17 subunit)	0.014577291	-0.00089135	0.02028909	-0.002700588	0.019128774	0.000254704	0.000630015	0.014584918	0.001505402	0.008395431	0.002991889	0.00484865	-2.7272E-05
AA211496	HERC1	AP (UBE3A) carboxyl	0.000653033	0.01928937	0.007143696	0.012666535	0.019148996	-0.002166601	0.013551552	0.016990873	0.004679047	0.003380415	0.014507082	0.005104778	0.007013932
AI979199	MRG15	MORF-related gene 15	-0.000953426	0.016002319	-0.002774125	0.028683324	-0.00296958	0.004692267	0.020138564	-0.000711697	0.00479751	0.014159406	0.00142285	0.001720157	-0.003744554
AA425947	DKK3	(Xenopus laevis)	-0.003431345	-0.004833189	0.009106707	0.000478177	0.002561006	-0.006332236	0.00019827	-0.0188645	0.019240147	-0.004620416	-0.005862559	-0.006354824	-0.01368895
AA412266	LOC56270	hypothetical protein 628	0.004670704	0.002442933	0.001933563	-0.000441845	-0.02980811	0.024391382	0.010681734	-0.030737522	-0.00234671	0.002310974	-8.23821E-05	0.001819102	-0.005223092
W72596	CXX1	CAAX box 1	-0.004462087	0.000979622	0.006323068	0.00629232	-0.005156491	0.010187371	0.005110769	-0.033229931	0.000859459	0.004569535	-0.003591976	-0.003186585	-0.010166522
AA664127	FZD1	(Drosophila)	0.001129662	-0.008246908	0.011297534	0.009377375	0.001369	-0.013775312	-0.004383682	-0.000982003	0.005193182	0.007594899	-0.002959286	0.00377022	-0.015030612
N70776	FZD1	(Drosophila)	0.000884424	-0.007163365	0.013392857	0.011872151	0.003966495	-0.005202312	-0.005077338	-0.000560746	0.006518995	0.012021464	-0.002588426	-0.000743954	-0.013202363
T77840	DLG5	homolog 5	0.000726454	0.005992857	0.007205134	0.005545152	0.022692583	0.034955061	0.001078359	0.005048795	-0.002677604	0.012762701	-0.00907387	0.000972789	0.01210608
AA478949	DLG5	homolog 5	-0.001628945	0.008976565	0.011787055	0.004120905	0.012122608	0.035821437	0.009062107	0.009803362	-0.002605796	0.019776471	-0.007992555	0.000860608	0.003668262

Acc no	Symbol	Name	ab198 M	ab003 D	ab214 M	ab211 D	ab215 D	ab060 IM	ab121 D	ab182 I	ab034 M	ab054 D	ab131 D	ab166 D	ab049 I
AA496880	RPL5	ribosomal protein L5	-0.014062803	-0.003840892	0.000227147	-0.002634308	-0.011015043	-0.011170598	-0.015926622	-0.000512819	3.95091E-11	0.004593399	0.015626443	0.013078598	-9.47306E-05
AI675707	RPS7	ribosomal protein S7	0.003478255	0.035302703	0.003653468	-0.008787023	-0.010036598	-0.030479395	-0.006438647	0.009349317	-0.004323515	-0.000150328	0.013899664	0.017985619	0.002835178
AW005795	OLFM1	olfactomedin 1	-0.006627657	0.025718015	-0.006280104	-0.017053153	-0.017488606	-0.020747016	-0.018046768	0.003481267	-0.00128932	0.000967067	0.014265307	0.019276748	-0.00032041
AW005693	NFKBIL2	ribosomal protein S7	0.005387956	0.024840425	-0.002948838	-0.01265457	-0.004744149	-0.035683774	-0.015654694	-0.003902483	0.000350335	-0.01432714	0.003615836	0.018422844	0.003906767
R43544	RPL32	ribosomal protein L32	-0.014322903	-0.003148684	0.001910621	0.001020008	-0.01732443	-0.012940552	-0.021913804	0.000318959	-0.006659336	-0.001577736	0.003323963	0.018183895	-0.00192769
AI688090	RPL22	ribosomal protein L22	0.010937441	0.007844269	-0.002058391	-0.000763215	-0.015063408	-0.020187255	-0.006017551	0.017803419	0.037462985	-0.00288361	0.003853437	-0.001994634	0.007672236
H73727	RPS14	ribosomal protein S14	-0.009088818	-0.017679099	0.007752603	-0.004864366	-0.020400937	-0.012604955	-0.013443631	0.002823567	0.008710913	0.001069943	0.007839756	0.017686092	5.48791E-05
AW071364	FAU	sarcoma virus (FBR-MuSV)	-0.006352039	-0.003517122	-0.004687355	-0.014569232	-0.018398844	-0.011550721	-0.014043608	0.006424271	0.001598995	0.004438186	0.003507485	0.016129913	0.011287127
AI936175	RPS20	ribosomal protein S20	-0.021420736	0.003315366	0.012369659	-0.006546121	-0.015770884	-0.015703235	0.003280325	-0.014585927	-0.001742608	-0.00263701	0.015467276	0.018176671	0.003374652
AW075605	RPL9	ribosomal protein L9	-0.020679561	-0.01237224	-0.002856434	-0.010935102	-0.004310347	-0.021635266	-0.005090463	-0.001765598	0.002103853	0.009487501	0.002162908	0.00922764	0.006293615
AI972799	RPL23	ribosomal protein L23	-0.019841095	-0.001038388	0.002086901	-0.000370678	-0.00587716	-0.010382125	-0.006408628	-0.007037752	0.004886551	0.017500991	0.009561823	0.019293443	0.003542563
AA669674	EIF3S6	initiation factor 3, subunit 6	-0.023101739	0.001588918	0.012645894	-0.011101737	-0.010147591	-0.017404035	-0.001776084	-0.008927761	0.009176684	0.001181115	0.025288515	0.009943222	0.005225432
AA633768	RPL24	ribosomal protein L24	-0.002260298	-0.001331444	-0.002343077	-0.005203963	-0.015106436	-0.014481741	-0.003739121	-0.00076837	-0.00361454	0.013075564	0.007451805	0.019950075	0.001549663
AA916859	AA916859	Data not found	-0.013966833	0.010586482	0.003182596	-0.001029656	-0.01125935	-0.004140922	0.001352784	-0.015283731	-0.004147971	-0.002835078	0.000251781	0.007574102	-0.01848459
AI023647	AI023647	Data not found	-0.015878228	-0.005686708	-0.000640033	0.001411142	-0.012229744	-0.011645612	0.001496874	-0.003936671	-0.00778842	-0.000514384	-0.001278268	0.012138315	-0.022373619
W91881	DNM1L	ribosomal protein L37a	-0.018650212	0.013835196	0.001834315	-0.022763675	-0.015001395	-0.026281043	-0.01127867	-0.007045803	-0.001753213	0.006461531	-0.015135907	0.013676039	0.000106392
AI611010	RPS10	ribosomal protein S10	0.011541309	0.021577091	0.000481691	0.001854708	-0.015415777	-0.016025688	-0.01507345	-0.006279829	0.014035264	-0.011284626	-0.006440915	0.013458138	-0.000550305
AW082973	ELL	leukemia gene)	-0.01715983	-0.005998979	0.010360742	-0.002913406	-0.011186205	-0.018222564	-0.005736854	-0.004869833	0.002660237	-0.00911135	0.006851826	0.016751793	-0.003146049
AW074994	RPS9	ribosomal protein S9	-0.019144689	-0.003146556	0.007249651	-0.001927769	-0.012302303	-0.021365638	0.000274906	-0.008707876	0.002355008	-0.008804679	0.009555922	0.009052377	-0.005918097
AW073449	RPL29	ribosomal protein L29	-0.021901165	-0.00965152	0.0130274	-0.002711497	-0.009623965	-0.016378551	-0.021703515	-0.010781947	-0.006959645	-0.010637495	0.009118626	0.010975299	-0.014551018
AW074920	RPS12	R3HU12 ribosomal protein	-0.01253481	0.001948753	0.005183957	0.000444534	-0.010480445	-0.018034925	-0.013544753	0.003003288	0.018368412	-0.016972589	-0.00585565	0.022250625	0.013458917
W72032	RPS21	ribosomal protein S21	0.005595032	0.025842962	0.001702236	-0.004465801	-0.012457595	-0.013258635	-0.012174168	-0.018627153	-0.001676135	-0.005233424	0.006145563	0.015847021	0.007703444
AI972898	TBCD	T43482 hypothetical protein	-0.012596724	-0.006290094	0.003147376	0.008834959	-0.006557343	-0.016324864	-0.005138869	-0.000918131	-0.004462085	-0.014419246	-0.003174219	0.019404459	-0.014938456
AI972568	RPL36A	ribosomal protein L36A	-0.01093194	-0.004307199	0.00782001	0.000219046	-0.013696472	-0.012719289	-0.004439828	-0.003046889	-0.000298194	-0.006811654	0.011927594	0.014277214	-0.009439982
AA490209	ARPC1A	complex, subunit 1A, 41kDa	0.000848091	-0.002392126	-0.009302657	-0.008015297	-0.011109575	-0.017560665	-0.010266807	0.003272858	0.009181481	-0.008427896	-0.013423982	-0.007345111	0.000184592
H97778	CDH1	cadherin (epithelial)	0.00195167	0.007385598	0.0147851	-0.020937001	-0.027355036	0.007650673	0.002331816	0.015394379	-0.007510674	-0.011377524	-0.014342297	-0.000812153	0.006986773
H94471	OCLN	occludin	0.011949881	0.01178789	0.013439604	-0.019005386	-0.001411225	-0.004949505	-0.009709388	0.003971854	-0.000252151	-0.02076623	-0.007815983	-0.013346446	0.000867609
AA522505	CCNB2	cyclin B2	-0.00119069	0.004117088	-0.001305017	0.004926438	-0.005173511	-0.00259586	-0.013264083	0.005099345	0.009754361	-0.005353324	0.005691836	-0.004451884	-0.001355499
N93924	RFC4	(activator 1) 4, 37kDa	0.007915389	0.004514323	-0.006496347	-0.005079249	-0.023954436	0.001797939	0.002947686	0.001734074	-0.001346189	0.00023969	-0.002683798	-0.013919369	0.005008902
W87751	TIMELESS	(Drosophila)	0.004607193	0.004333943	-0.003543274	0.000137463	0.009064492	0.002759476	-0.00498687	0.006774096	-0.00040592	-0.005631881	0.000770261	-0.006509792	0.00881842
AA732873	STK18	serine/threonine kinase 18	0.000915561	0.007104788	-0.00410245	-0.002211072	-0.006425728	-0.002974628	0.010154352	-4.14349E-05	-0.005915765	-0.011460325	-0.003864	-0.009847035	0.016241492
AA426264	MKI67	monoclonal antibody Ki-67	0.006861843	0.003835795	-0.000211787	0.006400522	-0.007138871	0.003586173	-0.004800672	-0.011503263	0.001187369	0.002129837	-0.002495062	-0.009065107	0.019290884
AI057325	POLQ	theta	0.027729462	0.01249517	0.004695124	0.003144703	-0.004511363	0.007115483	-0.000565069	0.002870755	-0.002483741	-0.003123143	-0.001630364	-0.009347698	0.003781481
AA279680	RAP1A	oncogene family	0.020000992	0.016644763	-0.002241359	0.005325122	-0.00122104	-0.004584504	0.012742061	-0.000887872	-0.004590556	-0.002515848	0.008650783	-0.002771321	0.009276327
H94617	RFC3	(activator 1) 3, 38kDa	0.023868853	0.009391304	0.001839955	0.006711483	0.002936997	0.000854321	0.00472094	-9.49661E-05	-0.00307597	-0.003437533	0.006459775	-0.001021954	0.020854733
N26643	CDK2	cyclin-dependent kinase 2	0.009695688	0.006711425	0.002922794	0.009829373	0.005855991	0.00117163	0.004983628	0.000234839	0.002634075	0.001714487	0.006851629	-0.010038094	0.003141932
AA219061	MSH2	cancer, nonpolyposis type 1	0.024198669	0.024098683	-0.002543167	0.00244495	-0.013784501	-0.013325054	-0.000578653	-0.011496836	-0.011456403	0.003340713	0.000908883	-0.003212713	0.006120146
AA410394	BAF53A	BAF53	0.026205372	0.012076947	0.020021148	0.018689515	0.002173113	-0.007112686	0.013060829	0.00571607	0.000674109	-0.001120564	-0.001575063	-0.008563425	-0.000945479
AA452095	SMC4L1	maintenance of	0.022788437	0.02213918	0.001210099	0.00462002	-0.002942034	-0.007849282	-0.001588034	0.008484153	-0.010195578	0.000252872	-0.012460562	-0.006256231	0.011508249
W93379	NEK2	a)-related kinase 2	0.013535258	0.002289199	0.000361088	0.007321082	0.000522092	-0.006270777	0.003003024	0.001135608	-0.002684632	-0.004419036	0.001193846	-0.003376925	0.008442677
AA448659	CDC25B	cell division cycle 25B	0.007765744	0.01490402	0.002008843	0.018890636	-0.002462279	0.007782722	0.009076123	0.010654696	0.012276026	0.000860347	-0.00342347	-0.000325578	0.012115
AA668388	PTAFR	receptor	0.01465262	-0.000732581	0.00346439	0.009235382	0.001502237	0.015782203	0.010275309	-0.000602774	0.00962275	0.007166379	-0.000211431	-0.002424429	0.014300497
R27615	PRKDC	activated, catalytic	0.011273647	0.016742289	0.00543703	0.002384119	0.000449896	-0.003904536	0.007823687	0.000697147	-0.000666359	0.002446557	0.017176226	-0.002915876	0.016204969
H87536	COL17A1	collagen, type XVII, alpha 1	0.016212048	0.011343832	0.00100508	0.00437692	-0.004281624	-0.005044605	0.006584755	0.008223845	0.005337809	0.00684633	0.013405909	-0.00165727	-0.000607747
H37989	FKBP1A	beta-tubulin mRNA,	0.010615553	0.013183183	0.000772005	0.008173085	0.015069836	-0.004259351	0.010925557	0.011049867	0.003824609	0.003999504	0.01137294	-0.000634883	0.011266315
AA598815	PSMA5	macropain) subunit, alpha	0.013604697	0.016999491	0.006392977	0.007736926	-0.003902312	0.009859946	0.007985151	3.78575E-05	0.002691685	-0.005931764	0.013165131	-0.005049903	0.007095186
N33274	PAICS	ole carboxylase,	0.013336757	0.011861744	0.011276712	-0.000614783	0.01226354	0.004655444	0.002493982	0.005425621	-0.003725505	0.000565765	0.013369868	-0.002861648	0.011429896
AA496025	MCM7	maintenance deficient 7 (S.	0.015844049	0.005112726	-0.007347691	0.013497425	-0.003425512	-0.004749864	0.010464488	-0.003291707	0.002901773	0.000791013	-0.001722115	-0.006624058	0.023725633
AA456608	MCM3	maintenance deficient 3 (S.	0.018778143	0.010633241	-0.003079586	0.00455489	-0.00058299	0.00133829	0.000723921	-0.00079454	0.004630653	-0.003935856	0.001958957	-0.000660224	0.009825991
AA291398	CHC1	1	-0.003138919	0.004183618	-0.006681097	-0.007531723	-0.001376329	0.009530748	-0.003900042	0.011433805	0.004246643	-0.002012172	0.01191044	-0.013930228	0.011666029
R16712	ANLN	(scraps homolog,	0.012337661	0.023901843	0.005011505	0.00446847	0.007221007	0.003343315	0.00100391	-0.000468032	0.003082832	-0.003634892	0.010366226	-0.008346663	0.010307033
AA400476	KNSL6	centromere-associated	0.001180386	0.002668179	-0.000367089	0.001847632	-0.00606464	0.001655803	0.001708182	0.006855445	0.001759881	-0.003214742	0.005832965	-0.011630429	0.011308704
AA458994	PMSCL1	autoantigen 1, 75kDa	0.01246841	0.001611312	0.009842528	0.010990377	0.010809198	-0.008921504	0.003716357	-0.016656224	-0.003577739	-0.005644491	0.000561554	-0.012801877	0.014307003
AI364509	RACGAP1	protein 1	0.008334627	0.006910103	-0.005506472	0.008416452	-0.008528971	-0.007038263	-0.005426111	0.004403137	0.007177691	-0.01213939	0.002771263	-0.010510772	0.007783178
H63492	STK15	serine/threonine kinase 6	0.014631751	0.015034967	0.000492843	0.009851159	-0.002298511	0.000278545	-0.010143115	0.015108689	0.001592452	-0.008712751	-0.001504365	-0.012016261	0.011204452
R19158	STK15	serine/threonine kinase 6	-0.000309369	0.017549583	0.001564823	0.006148425	-0.002564006	0.003300675	-0.011730587	0.013242003	-0.003476446	-0.009239394	-0.002671523	-0.016320648	0.008466629
AA464256	DTYMK	(thymidylate kinase)	0.006146785	0.022563243	-0.007062994	-0.004914924	-0.009035374	-0.00779587	0.001171751	0.009799022	-0.002128384	0.004856021	0.001353491	-0.004094298	0.011617414
AA279990	TACC3	Data not found	0.013105078	0.004789453	0.001862248	0.009661694	0.002261454	0.002788245	0.004398007	-0.005086078	-0.002295605	-0.014141372	-0.000705043	-0.010680834	-0.002419979
AA071486	STK12	serine/threonine kinase 12	0.009234086	0.008642933	0.005511741	0.010521077	0.00126357	-0.004091273	-0.002444158	0.001730648	-0.004082022	-0.003432671	0.000973597	-0.00849848	-0.005035308
AA026682	TOP2A	alpha 170kDa	0.010096747	0.023933775	0.001898684	0.005155415	0.000938889	-0.004955779	-0.002991171	0.010489665	0.003804812	-0.003055708	-0.001189971	-0.009166871	0.019348354

Acc no	Symbol	Name	ab198 M	ab003 D	ab214 M	ab211 D	ab215 D	ab060 IM	ab121 D	ab182 I	ab034 M	ab054 D	ab131 D	ab166 D	ab049 I
AA504348	TOP2A	alpha 170kDa	0.008639169	0.01534707	0.001728156	0.008361101	0.005205387	-0.004323761	-0.001047681	0.009764177	-0.003578575	-0.003034168	-0.009485495	-0.009435823	0.015384045
AA430504	UBE2C	enzyme E2C	0.009311986	0.013120963	-0.003677371	0.005045956	-0.007291709	-0.002485117	-0.003150223	0.031490386	0.000323578	-0.006490911	0.004597115	-0.008862422	0.009138488
AA457034	MYBL2	oncogene homolog (avian)-	0.013013666	0.010700301	-0.008051227	0.001137117	-0.006738342	-0.003762182	-0.000552981	0.030351291	0.012826786	-0.004277224	0.005161255	-0.015000043	0.011950268
AA456878	MYBL2	oncogene homolog (avian)-	0.013416736	0.015035687	-0.003072521	0.004029069	-0.001484581	-0.001165106	-0.00222511	0.029034745	0.012190024	-0.002416236	0.00145118	-0.018354212	0.014335397
PM0026	MYB	Data not found	0.011303661	0.018566141	0.00026492	0.000492724	-0.001905526	-0.002883203	0.003579211	0.023680482	0.013406156	0.001506029	0.006746063	-0.00546364	0.015011778
AA187351	RRM2	polypeptide	-0.005316083	0.014676155	0.000986984	0.000414105	-0.00181914	0.010210516	-0.002895591	0.002637241	0.00080834	-0.001393805	0.006325378	-0.007568226	0.007591682
AA430032	PTTG1	1	0.011504375	0.008312235	0.000449167	0.012226476	0.000690171	-0.00510829	0.000714503	0.003182518	0.002430918	-0.007137839	-0.000936803	-0.007069206	0.010760874
AA598974	CDC2	and G2 to M	0.013836722	0.002675526	0.010313421	0.008121884	-0.000782157	0.000213323	-0.002461093	0.002049719	0.002924313	-0.008614756	0.007509464	-0.011964155	0.007866972
AA706968	ZWINT	ZW10 interactor	0.01474556	0.004432902	0.012424076	0.005900168	0.003598329	-0.000953782	-0.007029016	-0.004782852	-0.001176228	-0.012641866	0.001381065	-0.01135544	0.010142282
AA629262	PLK	polo-like kinase (Drosophila)	0.00930449	0.012656412	0.004855265	0.000362674	-0.008151646	-0.001696213	0.008928676	0.00678158	0.004671268	-0.004304622	0.002781106	-0.009041601	0.009410571
AA449336	PRC1	cytokinesis 1	0.003595035	0.011913446	0.001466693	0.004484542	0.000314724	-0.002261909	-0.001914234	0.003871304	0.003927223	-0.00389975	0.003338912	-0.012921991	0.021112766
AA873060	STMN1	stathmin 1/oncoprotein 18	0.013783934	-0.000296606	0.002501183	0.007151047	-0.001610954	-0.004488657	0.001756695	0.000700028	-0.000185227	-0.005910173	-0.004053393	-0.01225591	-1.8919E-05
AA774665	CCNB2	cyclin B2	0.017093292	0.002771002	0.002161127	0.007063066	-0.00099802	-0.0073754	-0.004737492	-0.007932117	0.011121036	-0.00230612	-0.000773213	-0.008758179	0.003196415
AA450265	PCNA	antigen	0.017805971	0.019857931	-0.003222673	0.008461789	-0.003922443	0.004062943	0.002087512	-0.01034731	0.001440502	5.55443E-05	0.0020361	-0.003717393	0.013127242
AA933862	CD3E	polypeptide (TiT3 complex)	0.020018245	-0.00270823	-0.004473368	0.010189133	0.000912161	0.015085559	0.018685895	-0.01224374	0.007901697	0.006123656	0.001604634	0.017941722	0.00648085
AA055946	CD3D	polypeptide (TiT3 complex)	0.015143025	-0.002197281	-0.002763279	0.006158679	-0.006918537	0.011904108	0.011944323	-0.0167237	0.004674971	0.00670952	-0.009303239	0.008378784	0.005212498
AF095742	KLK8	(neuropsin/ovasin)	0.001056708	0.001732471	0.013766653	0.0099869	0.040423877	0.000903938	0.010274053	0.005684627	0.00267416	0.010534053	-0.003717009	0.000522021	-0.00322863
AA491302	ICA1	69kDa	0.004813511	-0.00803058	0.017551422	0.00724726	0.007817954	0.02110241	0.019150465	0.002332787	0.0049274	0.009739138	-0.000970589	0.007953273	0.001712808
N51614	FMNL	formin-like	0.00587433	-0.00678322	0.007510316	0.019448003	0.016732342	0.011075649	0.026316848	0.001362109	-0.004201946	0.008081894	0.002480739	0.014684935	0.001283201
AA991507	SELPLG	selectin P ligand	0.013991489	-0.006327447	0.009206933	0.011729904	0.004175547	0.027313536	0.026658994	-0.000136954	0.003089183	0.00991726	0.007033086	0.016356498	0.001052008
AA406585	LAPTM5	multispanning membrane	0.008755356	-0.004197012	0.01392869	0.007025797	0.014739634	0.017399857	0.018459894	0.005452891	0.007817638	0.019018959	0.007766553	0.008129715	0.012229245
AA463492	CYBB	polypeptide (chronic	0.015281356	-0.006234182	0.016616401	0.009266758	0.008807559	0.029010265	0.014163665	0.002122591	0.007418027	0.015345071	0.010850409	0.010709009	0.013750768
AA451863	PP15	CD4 antigen (p55)	0.017656972	-0.009754196	0.00486818	0.010709936	0.002130143	0.024855431	0.011797179	0.008795358	0.017411143	0.01437381	0.005969571	0.012869071	0.00799695
AA043790	AA043790	FLJ14296 fis, clone	0.02527312	-0.017197952	0.019356504	0.015493727	0.00595317	0.037317516	0.02822114	0.009306417	0.008310626	0.01414994	0.000777592	0.011904908	0.003988361
AA476285	PP15	CD4 antigen (p55)	0.019936685	0.000978232	0.011006571	0.008712896	0.000481653	0.009389995	0.01572082	-0.002836899	0.02371543	0.009369705	0.008273189	0.014502652	0.005795288
H05820	MRPL3	protein L3	0.024267095	0.003414389	0.007106882	0.008328988	0.008543762	0.016499794	0.002479889	-0.00815681	-0.000626371	0.009375912	0.001158104	0.006660734	-0.001521749
AA490846	AA490846	CD49D, alpha 4 subunit of	0.018910212	-0.008341224	0.010335367	0.008449471	0.001140654	0.016210786	0.013373031	-0.011065151	-0.001651394	0.014152547	-0.002683897	0.010021024	0.008163354
T64192	T64192	T cell receptor beta locus	0.018209448	-0.004556319	-0.005038017	0.016818644	-0.002397046	0.014378573	0.013686894	-0.004386659	0.006090886	0.016008217	-0.002488888	0.012749911	0.007635706
R38343	PTPRG	phosphatase, receptor type,	0.020282849	-0.008866734	0.010333913	0.012222198	0.015483583	0.019741552	0.017740508	-0.004382363	-0.003396931	0.012793339	-0.004528458	0.013377218	0.004098026
AA417600	RAB18	oncogene family	0.017469342	-0.013227466	0.01580812	0.018757606	0.006478538	0.0109617	0.008203272	-0.003799757	0.009878647	0.016302318	-0.004357398	0.009170903	0.00482633
N91921	TRB@	T cell receptor beta locus	0.013713679	-0.006079081	-0.002087598	0.013460019	-0.000329698	0.012617434	0.012069243	-0.008527874	0.009340081	0.014935435	-0.002440824	0.011896486	0.009210446
AA938345	AA938345	cDNA DKFZp564N1116	0.009678477	-0.003151558	0.001589797	0.010285097	-0.001618175	0.012352943	0.013700515	-0.002340491	0.005102452	0.010095496	-0.006655648	0.014799815	0.010168589
H74265	PTPRC	phosphatase, receptor type,	0.025078954	-0.006912234	0.00483023	0.0146129	0.007998547	0.020977393	0.012251869	-0.000746799	0.008222082	0.011119673	-0.000681143	0.007171792	0.005767501
AA424575	HCLS1	Lyn substrate 1	0.007202659	-0.01089918	0.00951765	0.014419092	0.002410385	0.013753537	0.012973426	-0.009743358	0.004539223	0.006886208	0.002690881	0.013712711	-0.000531893
AA487426	ARHGDIB	inhibitor (GDI) beta	0.006648756	-0.008167291	0.008049905	0.013085739	0.008095621	0.01506896	0.012694438	-0.001609022	0.0113827	0.008535123	-0.000614332	0.009187008	0.001463367
AA132090	CD53	CD53 antigen	0.014010346	-0.005736474	0.008329096	0.011269743	0.00565247	0.014876083	0.010146975	-0.004564314	0.008530403	0.009552972	0.00493355	0.009682381	0.00623995
AA521232	HSPC022	HSPC022 protein	0.015338189	-0.00603712	0.004719442	0.011434326	0.000718879	0.015047704	0.010410297	0.002927214	0.004085167	0.007062261	-0.005692208	0.006558627	0.001822248
AA410896	C6orf9	reading frame 9	0.006141101	-0.011722304	0.011334246	0.016899737	0.001944778	0.003312825	0.010723456	4.53764E-05	-0.00411812	-0.000122184	-0.000212214	0.016544852	0.000754777
AA437226	IL10RA	alpha	0.016238215	-0.012003884	0.006118729	0.01602514	0.004386039	0.023476294	0.017950979	-0.007356615	0.006550053	0.014470318	0.010844168	0.019220299	-0.000384071
AI311932	GMFG	gamma	0.007397427	-0.011285362	0.01621274	0.013001466	0.010484293	0.018234874	0.003770838	0.003101781	-0.003048705	0.008706565	0.000933524	0.009953945	0.004822618
AA668726	HEM1	hematopoietic protein 1	0.008572669	-0.002723177	0.004058993	0.01132075	0.002785021	0.027408415	0.017204284	-0.012593704	0.009047599	0.011113038	0.005852161	0.014696208	0.010471177
AA458472	HLA-DQB1	complex, class II, DQ beta 1	0.029394171	-0.004911282	0.000549364	0.001542853	0.012483832	0.006027705	0.01520192	-0.009823349	-0.005411732	0.016335837	-0.003280439	-0.001471269	-0.009729431
T60048	ACTG2	muscle, enteric	-0.00440254	-0.005041453	0.004066434	0.001642755	0.015091086	0.003942979	0.021958568	0.02987318	-0.002608269	0.031749341	0.031231901	0.022087072	0.017866971
AA455925	FHL1	1	-0.017786652	-0.01704985	-0.006612011	-0.000348063	0.002549661	0.005338109	0.005961618	0.00157335	-0.004497476	0.018535412	0.016631845	0.011597207	0.001841241
R38635	KIAA1005	KIAA1005 protein	-0.008744296	-0.005825089	-0.003742064	0.006846262	0.006256002	0.002921462	0.012899283	0.022106888	-0.004669408	0.020178201	0.021879177	0.023067973	0.008930819
AA427940	PLN	phospholamban	-0.016461256	-0.007455555	-0.008996238	-0.000794864	0.012999317	0.002880003	0.020686471	0.000676262	-0.001153904	0.03032075	0.020645205	0.027187993	0.01126821
AA441933	LMOD1	muscle)	-0.009485224	-0.00463232	-0.004324766	-0.00184056	0.014031541	0.000998636	0.015534642	0.010661689	-0.002881103	0.021887927	0.025007794	0.026596552	0.013279205
R60711	KIAA1091	RAB6 interacting protein 1	-0.017272609	0.004016569	-0.001667606	0.001331015	0.004843127	0.003804889	0.01991011	0.01281746	-0.003466342	0.02354289	0.0266017	0.028439871	0.014968296
AW009647	FLNC	binding protein 280)	-0.002739119	-0.005551008	0.003276339	0.001615199	0.013015002	-0.000521885	0.016800846	0.015932692	-0.004574943	0.028840333	0.026454378	0.023750392	0.015689395
AA126989	MYH11	11, smooth muscle	-0.010066508	-0.008497814	-0.002078281	0.000658244	0.017544665	0.003826092	0.021048052	-8.37352E-05	-0.006149224	0.028141136	0.024362047	0.033645168	0.014093968
AI668906	TAGLN	transgelin	-0.015487253	-0.009634605	0.003391826	0.004686294	0.019057532	0.000940197	0.017876989	0.022550656	-0.009944199	0.025237576	0.023376472	0.02265935	0.01356234
AA398400	CNN1	muscle	-0.010810091	-0.007166125	-0.000302222	-0.001126385	0.012229219	0.001187311	0.018627499	0.018996975	-0.006270608	0.029807746	0.027203242	0.025564792	0.021977071
AA477400	TPM2	tropomyosin 2 (beta)	-0.009769555	-0.003951632	-0.003234071	-0.001264299	0.013163612	0.001179698	0.020351187	0.01238807	-0.005405755	0.030006046	0.027479832	0.02867278	0.019009968
AA877166	MYL9	regulatory	-0.013189727	-0.007923096	1.24817E-05	0.005685459	0.018896345	0.001591783	0.020019628	0.020459648	-0.004815579	0.023603634	0.019942348	0.026773777	0.011795176
AA487193	SFRP4	protein 4	0.010660243	0.009757275	-0.002509759	0.025745202	0.015180199	-0.000685979	0.027794859	0.00933024	0.01002366	0.030069352	0.023163285	0.036294333	0.020187235
R75635	COL5A1	collagen, type V, alpha 1	-0.002433726	0.002640648	-0.00491349	0.027842183	0.021996429	0.017642379	0.032394957	0.010589331	0.004063544	0.022058424	0.018368925	0.022353674	0.008919073
AA136983	CDH11	cadherin (osteoblast)	0.00303273	0.007335244	-0.002621799	0.025348587	0.009721963	0.016615509	0.020468786	0.01449856	0.01119746	0.019599338	0.011329951	0.022820283	0.0226272
R36989	E2IG4	estradiol-induced	0.003982897	0.009751716	-0.003373987	0.030917342	0.007774668	0.00843722	0.021116312	0.003314689	0.008328153	0.022074022	0.020280221	0.016973363	0.009755763
AI684973	AI684973	matrix protein	0.003931538	0.005098929	0.005140511	0.034797507	0.021633805	0.013989283	0.026928943	0.016935336	0.011695373	0.012828146	0.016378236	0.027001068	0.007890036
R56211	PDGFRB	EST	-0.003042474	-0.000443286	0.003273868	0.033645596	0.01513241	0.002441456	0.02634921	0.021368598	0.010516432	0.02406036	0.016526598	0.023762991	0.008365361

Acc no	Symbol	Name	ab198 M	ab003 D	ab214 M	ab211 D	ab215 D	ab060 IM	ab121 D	ab182 I	ab034 M	ab054 D	ab131 D	ab166 D	ab049 I
EW74	EW74	Data not found	-0.002176693	0.005506332	-0.000838228	0.024447722	0.028800776	0.011188584	0.029960067	0.002318058	-0.000503524	0.026586048	0.014337268	0.016910571	0.010179708
N67487	MFAP2	protein 2	0.000106711	0.005998762	0.003042849	0.02557691	0.016264992	0.000560832	0.02725728	0.019327984	0.000907413	0.013131922	0.014706919	0.022171882	0.007300182
AA496283	THY1	Thy-1 cell surface antigen	0.007066175	0.007668881	0.001843273	0.028370072	0.018487915	0.003765453	0.028260499	0.025437418	0.012513839	0.020394955	0.017705421	0.015150769	0.010421155
AA447781	LUM	lumican	0.005135136	0.003583653	0.007357915	0.022611151	0.014510126	0.013203623	0.02550776	0.01750827	0.0135416	0.024962633	0.012924423	0.02770276	0.009213082
H95960	SPARC	cysteine-rich (osteonectin)	-0.006852415	0.010686271	-0.002620363	0.034511864	0.035245005	0.004992569	0.021270396	0.013739649	0.011692148	0.024945057	0.014574897	0.019192982	0.008284645
AA683077	MAPK1	kinase 1	-0.006127231	0.010133367	-0.004135844	0.028883811	0.030349976	0.005155144	0.023286349	0.013119415	0.010843416	0.026347142	0.012237935	0.018173531	0.005726057
AA490172	COL1A2	collagen, type I, alpha 2	-0.000679582	0.014941898	-0.003372613	0.033454011	0.038867392	0.012521107	0.022395017	0.024208902	0.006158043	0.016292565	0.009661751	0.016660511	0.002474135
NM_000090	COL3A1	(Ehlers-Danlos syndrome	-0.001921488	0.009408109	-0.001051433	0.029714005	0.037330349	0.018342538	0.030280112	0.023569582	0.013970658	0.018760233	0.014149244	0.019298554	0.016341975
T98612	COL3A1	(Ehlers-Danlos syndrome	-5.10031E-05	0.010141703	-0.001833169	0.0297079	0.036940322	0.013957975	0.020838783	0.03346795	0.011970514	0.016891537	0.010317813	0.012552057	0.010029623
R62603	COL6A3	collagen, type VI, alpha 3	0.001568896	0.00776662	0.001603689	0.02860406	0.023549592	0.008445545	0.020465311	0.020574316	0.007718368	0.011777072	0.010002596	0.019080629	0.005958511
N51018	BGN	biglycan	-0.000659136	0.005170069	0.008823152	0.035231884	0.032091892	-0.007862199	0.017057368	0.009180167	0.012019337	0.021769093	0.019371623	0.025570532	0.00862991
H96738	CDH11	cadherin (osteoblast)	0.005377565	0.00468141	0.001358649	0.02540934	0.0233312	0.005523988	0.026055681	0.009797085	0.007533894	0.009982276	0.021000969	0.011675155	0.012928776
H38240	THBS2	thrombospondin 2	0.014368357	0.012525978	-0.003766192	0.032763044	0.020754278	0.000597776	0.023570921	0.002970816	0.010565403	0.019477679	0.016880208	0.013948981	0.014642879
T53298	IGFBP7	directed) polypeptide B,	-0.001493081	0.000150407	0.005884475	0.018285285	0.008971904	-0.003918232	0.022957594	0.007280662	0.016003185	0.035160955	0.021749098	0.018054272	0.017385658
AA936799	MMP2	(gelatinase A, 72kDa	0.000260374	-0.001022867	0.00180675	0.03780842	0.03554079	0.023049509	0.027221908	0.028346227	0.006633386	0.019221781	0.003665486	0.01747896	0.008649808
AA418674	FBN1	fibrillin 1 (Marfan syndrome)	0.004808471	0.00166892	-0.004601078	0.028365574	0.017269067	0.018115619	0.024724121	0.012457474	0.016787748	0.022689742	0.01548605	0.023837372	0.011008094
R00859	CTSK	(pycnodysostosis)	0.011018969	0.002923305	0.007417139	0.029575968	0.01404979	0.007202863	0.028267156	0.010489421	0.009511426	0.01715716	0.011478312	0.027804768	0.009036337
AA670200	PCOLCE	endopeptidase enhancer	-0.003669437	0.000315489	-0.003068267	0.044746011	0.033889357	0.000453439	0.027388161	0.026726035	0.01661134	0.036351732	0.016073034	0.018811905	0.009136282
AA291259	GPCR150	receptor	-0.016911068	0.00555637	-0.006427807	0.027476548	0.01234903	0.001876197	0.044543775	0.013884938	0.007214438	0.024829176	0.016560774	0.02101556	0.007514775
AA487460	DPYSL2	dihydropyrimidinase-like 2	-0.016918441	-0.007537279	0.008681723	0.014037116	0.02883482	0.005007652	0.020110174	0.028257563	0.008597672	0.026977189	0.017557922	0.014158485	0.001848669
AA134871	FBLN1	fibulin 1	-0.005389886	-0.013800002	-0.007236381	0.026504476	0.010947304	0.000824166	0.028013632	0.01105277	0.011781828	0.025350338	0.018303428	0.019721252	-0.004328925
AA045327	OGN	factor, mimecan)	-0.001771443	-0.002403611	-0.004890423	0.022716591	-0.001803048	-0.000462895	0.027817063	0.001506451	0.01551968	0.031444786	0.031596152	0.027465151	0.004565917
AA486280	TIMP2	metalloproteinase 2	-0.00865464	-0.009714047	0.002428407	0.008353467	0.022838729	0.01736498	0.026453309	0.014332243	0.007680685	0.020811672	0.017191703	0.018070921	0.014817006
AA496022	MFAP4	protein 4	-0.016848322	-0.014663171	0.00015586	0.011284547	-0.002514557	0.014454609	0.019388042	-0.000890194	0.009931803	0.021917282	0.011622996	0.014676042	0.007074108
H64138	H64138	decorin	-0.004503135	-0.016244383	-0.004690665	0.018543422	0.013027611	0.011724877	0.019328015	0.020526287	0.015694489	0.027946851	0.018537156	0.022060098	0.001710296
AA459308	WDR1	stenosis, Williams-Beuren	-0.003622394	-0.005964225	-0.001553885	0.017767019	0.018470319	-0.000291191	0.036690599	0.014276234	0.003601002	0.023970366	0.020979033	0.021020093	0.00018834
M59906	TIMP1	metalloproteinase 1	0.008563308	-0.007175668	0.003601652	0.026314544	0.003902865	0.022869246	0.023033012	0.019890165	0.021438652	0.022351696	0.011014048	0.020304353	0.007695557
AF188298	DAB2	mitogen-responsive	0.006018118	-0.007773287	0.013514592	0.022286146	0.012323684	0.022287864	0.02063908	-0.002583756	0.018965802	0.029971137	0.019962598	0.022652855	0.009377863
AA448656	DAB2	mitogen-responsive	0.012118434	-0.003536851	0.009316775	0.02110133	0.012991219	0.02957695	0.019078526	0.023750984	0.014740821	0.030290853	0.015941511	0.022642247	0.00779999
W49672	WNT5A	integration site family,	0.002491342	0.008592168	0.025984065	0.022372985	0.011636397	0.025925114	0.006462803	-0.009112477	0.006825181	0.005662519	0.030301332	0.009333893	0.009268798
W93040	W93040	ESTs	0.019499889	0.009001963	-0.000734904	0.027001898	0.005630813	0.009392639	0.019645593	-0.010236994	0.008218001	0.000852918	0.010188394	-0.007984711	-0.003793034
N74911	POLE3	epsilon 3 (p17 subunit)	0.001842318	-0.00145665	0.007483469	0.000988698	0.005087841	0.018802155	0.014471515	0.005727315	0.007722643	-0.001070812	0.009090086	0.010353546	-0.016299518
AA211496	HERC1	AP (UBE3A) carboxyl	0.016907659	0.003794702	0.022535073	0.011240787	0.012690087	0.021613059	0.0046991	0.004279214	-0.000787854	-0.001545838	-0.002668332	0.003420642	0.003249218
AI979199	MRG15	MORF-related gene 15	-0.008987111	-0.009507063	-0.000585248	0.007991186	0.016380562	0.000137484	0.015258264	0.018983872	0.006190964	0.019440996	0.01477572	0.014490173	-0.008323549
AA425947	DKK3	(Xenopus laevis)	-0.011348272	0.001236358	0.002714408	0.011061085	-0.006814492	0.014757053	0.028194712	-1.51841E-05	-0.009346349	0.015314943	0.018550101	0.010895429	0.009389852
AA412266	LOC56270	hypothetical protein 628	-0.013867045	-0.002270737	-0.023582039	0.00553348	0.004410542	-0.001789483	0.001236012	-0.002298971	0.000674773	0.016356047	0.014316361	0.002536183	0.000414759
W72596	CXX1	CAAX box 1	-0.006153662	-0.000305503	-0.014381747	0.014208002	0.018845935	0.006323	0.010768044	0.009870944	0.003722281	0.01649076	0.017522501	0.006389785	0.006465699
AA664127	FZD1	(Drosophila)	-0.001447702	-0.006852569	-0.005152573	0.027816377	0.015140218	-0.004972832	0.030460594	0.033324289	0.01062336	0.021682995	0.017537242	0.015598563	0.031049417
N70776	FZD1	(Drosophila)	-0.007590665	-0.009967536	-0.005307605	0.026315865	0.016926496	-0.001787366	0.034746758	0.031036948	0.012599266	0.027882331	0.014768916	0.0175234	0.030281148
T77840	DLG5	homolog 5	0.001491305	0.001393359	-0.001607845	-0.002771732	-0.010963484	0.000572832	0.010341936	0.009210866	-0.009140632	0.009654517	0.005456013	0.014475017	0.010485962
AA478949	DLG5	homolog 5	-0.003028983	-0.000518274	-0.001879093	0.001396954	0.010046614	0.013947906	0.022446597	0.009908098	-0.010225355	0.012484732	0.004717974	0.009878374	0.023877444

Acc no	Symbol	Name	ab078 D	ab184 D	ab151 D	ab193 D	ab195 D	ab076 D	ab103 D	ab113 D	ab156 IM	ab069 IM	ab181a I	ab073 D	ab105 D
AA496880	RPL5	ribosomal protein L5	0.012880151	-0.010539636	0.009973448	0.001368526	0.014059826	0.013520483	0.014544924	0.008012027	0.011607457	0.007561493	0.005949733	0.00071257	0.008076814
AI675707	RPS7	ribosomal protein S7	0.008232359	0.002863548	0.004913165	-0.000581633	0.023894145	-0.000622279	0.01170924	0.013987164	-0.003490519	0.009167901	-0.006250217	-0.008080651	0.029013996
AW005795	OLFM1	olfactomedin 1	0.009774155	0.006894402	0.003321406	-0.011616094	0.013230453	-0.007575901	0.01598543	0.008997679	0.00063226	-0.002135481	-0.006678489	-0.009606755	0.027290537
AW005693	NFKBIL2	ribosomal protein S7	0.01358053	-0.00039202	0.008168935	-0.001138669	0.006002986	-0.003805109	0.013389805	0.004903182	0.001027151	-0.006813456	-0.014734298	-0.001641219	0.020753559
R43544	RPL32	ribosomal protein L32	0.002352831	0.010437121	0.015704412	-0.007032866	0.011622142	0.003616628	0.012808066	0.026136569	-8.83075E-05	0.004989102	0.002655288	-0.003589918	0.01348678
AI688090	RPL22	ribosomal protein L22	0.008995761	-0.00213654	0.010332688	-0.005796566	0.011107476	-0.000640293	0.011434151	0.00895124	0.004772794	-0.009048933	0.005098956	-0.010918343	0.001072305
H73727	RPS14	ribosomal protein S14	0.01183229	-0.01216586	0.000911836	-0.003861464	0.005488923	0.006672442	0.008146973	0.020046947	0.004608994	-0.004242303	-0.00217931	-0.007738487	0.005546994
AW071364	FAU	sarcoma virus (FBR-MuSV)	0.000497775	-0.001136687	0.011979068	0.001296386	0.0061165	0.011652527	-0.003112345	0.02238264	0.007096988	-0.016833447	-0.007416565	-0.004167939	0.002731146
AI936175	RPS20	ribosomal protein S20	0.005099466	0.003666143	0.017604991	-0.002394838	0.027502162	0.017900524	0.015209768	0.019438026	0.006910132	-0.011785903	-0.0121073	-0.000711195	0.00064285
AW075605	RPL9	ribosomal protein L9	0.006743068	0.002323308	0.003977453	-0.003622304	0.014499719	0.016691713	0.000591288	0.017740701	0.012887998	0.002399754	-0.008668803	0.003491671	0.001935062
AI972799	RPL23	ribosomal protein L23	0.015663649	0.000402524	0.01289903	0.003254849	0.023737457	0.021099702	0.008038202	0.027544211	0.007457252	-0.004381373	-0.015434106	0.008727204	-0.001331793
AA669674	EIF3S6	initiation factor 3, subunit 6	0.018930707	0.01245929	0.004652687	-0.000115137	0.034359013	0.017256392	0.026246742	0.013699372	0.01165644	0.003371465	0.000986708	-0.003870863	0.009696427
AA633768	RPL24	ribosomal protein L24	0.004634457	0.000355457	-0.002907201	-0.00943331	0.019452584	0.011984896	0.019659307	0.020106952	0.008404163	0.013838838	-0.014266763	-0.004757949	0.012702698
AA916859	AA916859	Data not found	-0.010985335	-0.000397466	0.01425638	-0.007304783	0.006933185	0.015353751	0.000688928	0.010009447	-0.010341711	-0.003858774	-0.00707329	0.002066235	-0.003732386
AI023647	AI023647	Data not found	0.004898626	0.00110059	0.013077628	0.006691732	0.014387258	0.014310808	-0.000708466	0.007947342	-0.004917587	-0.010188871	-0.017817284	-0.004323291	-0.008360132
W91881	DNM1L	ribosomal protein L37a	0.004039648	-0.019599516	0.007299573	-0.006375919	-0.00066937	0.00916958	0.000351322	0.018266752	0.002108272	0.003420351	-0.016120199	-0.011332127	0.013991586
AI611010	RPS10	ribosomal protein S10	0.006260217	-0.006624174	0.007108532	-0.003542341	-0.003559517	0.003825135	-0.000756942	0.008119588	-0.002311078	0.005683781	-0.001902245	-0.018387137	0.015487271
AW082973	ELL	leukemia gene)	0.004103736	-0.016435305	0.010499891	-0.006169438	0.015677683	0.002070172	0.010456752	0.017813452	-0.005050225	-0.01231837	-0.014335342	-0.007682987	-0.001156969
AW074994	RPS9	ribosomal protein S9	0.004003653	-0.017542014	0.019176306	-0.005551617	0.012159464	0.001927251	0.011705837	0.017163696	-0.008209234	-0.014725967	-0.016653813	-0.010376539	0.000711598
AW073449	RPL29	ribosomal protein L29	0.014785484	-0.002591444	0.004603965	-0.013639219	0.015904681	0.001661156	0.016090776	0.003708614	-0.004749545	-0.003930014	-0.00256762	-0.009158049	0.012226385
AW074920	RPS12	R3HU12 ribosomal protein	0.002318839	-0.003428815	0.015049313	-0.006077145	0.011330965	0.005329372	0.010820027	0.012635384	-0.001835008	-0.005239952	0.002882946	-0.000327341	-0.002432398
W72032	RPS21	ribosomal protein S21	0.002146887	0.000405229	0.013923271	0.004452009	0.017927434	0.000277469	-0.000783962	0.012073365	-0.004372415	0.002660459	-0.008708894	-0.010164122	0.005385339
AI972898	TBCD	T43482 hypothetical protein	0.013241589	-0.002102062	0.009367016	0.007964894	0.005202957	-0.005675889	0.005485553	0.009595765	-0.00274822	-0.011401158	-0.0087421	-0.002659375	-0.001464662
AI972568	RPL36A	ribosomal protein L36A	0.0094278	0.000171926	0.010365307	0.003929226	0.012316142	0.003137803	0.002025167	0.011193326	-0.000152647	-0.000683413	-0.010406741	2.00666E-05	0.006917728
AA490209	ARPC1A	complex, subunit 1A, 41kDa	-0.021387635	0.000463184	0.005981087	-0.004981114	-0.010590523	-0.010916918	-0.018383958	-0.005984379	-0.008280736	-0.002369015	0.007372151	0.000396714	0.027778885
H97778	CDH1	cadherin (epithelial)	-0.010702054	0.011432758	-0.002753316	-0.014652144	-0.001919258	-0.00973367	-0.008186295	-0.017015368	-0.029095108	0.011619349	0.005707829	-0.006096682	0.007139409
H94471	OCLN	occludin	-0.000495778	0.003043181	-0.008959346	-0.016178644	-0.013922157	-0.013792927	-0.010552108	-0.023186672	-0.022428853	-0.002244805	-0.000412035	-0.005228882	0.005652239
AA522505	CCNB2	cyclin B2	-0.006568457	0.001703842	0.003116983	-0.011349924	0.000985594	0.004451267	-0.007182208	-0.007604358	-0.00257023	-0.004619711	-0.008064342	0.007626335	0.006670748
N93924	RFC4	(activator 1) 4, 37kDa	-0.011531247	-0.007135569	0.004208966	0.011843533	0.010489533	-0.008475966	-0.008857647	-0.002054789	-0.001139842	0.010999301	-0.01735839	0.001467343	0.004770402
W87751	TIMELESS	(Drosophila)	-0.01027687	-0.0070899	-0.003300707	-0.01027967	0.002139802	-0.005156182	-0.000999932	-0.007705222	-0.00965325	0.006282052	-0.005637458	-0.002529266	0.002790033
AA732873	STK18	serine/threonine kinase 18	-0.004078998	-0.009182007	-0.000667675	-0.005102682	0.003723676	0.004429877	-0.005743093	-0.005883481	7.69246E-05	0.010469724	-0.004824577	0.00553204	0.004747018
AA426264	MKI67	monoclonal antibody Ki-67	-0.001034906	-0.011784772	-0.004246446	-0.000277971	-0.000949613	0.00355226	0.01044628	-0.011823189	-0.004548194	0.011841837	-0.008127118	0.004302649	0.000516474
AI057325	POLQ	theta	-0.011019435	-0.00557893	0.00016923	0.000148332	0.009528696	-0.007097833	-0.001767022	0.001972068	-0.007443494	0.005420702	0.000594946	-0.005995551	-0.000857413
AA279680	RAP1A	oncogene family	-0.004414218	-0.003359815	-0.003583161	9.41811E-05	0.006983445	0.000807594	0.00131571	-1.38522E-11	-0.007906464	0.000472911	-0.006836922	0.002192436	0.004678731
H94617	RFC3	(activator 1) 3, 38kDa	-0.007259004	0.001758725	-0.006654788	-0.00297922	0.005034641	0.001366541	0.00025146	-0.002235695	-0.009862994	-0.007282828	-0.007083171	0.005496054	-0.002184208
N26643	CDK2	cyclin-dependent kinase 2	-0.019644465	-0.000797934	0.005057919	0.00403838	0.002783039	0.000762388	-0.007792807	-0.000975613	-0.006203939	0.009017964	0.000383522	-0.009483329	-0.004409232
AA219061	MSH2	cancer, nonpolyposis type 1	-0.003277528	-0.000138135	0.003047446	-0.006568521	-0.008035313	-0.005353855	0.003976394	-0.011179131	0.004631626	-0.004736874	-0.002662907	-0.003874834	0.003880764
AA410394	BAF53A	BAF53	0.002534264	0.014350516	0.011683937	0.00738342	0.023307955	-0.002491658	0.006915335	0.000697853	-0.008262434	0.00824749	1.73102E-05	-0.006250451	0.003197808
AA452095	SMC4L1	maintenance of	-0.005964427	0.002977989	0.004249552	-0.001987494	0.012649685	-0.001665223	-0.000334413	0.003390395	-0.011553158	0.006745824	-0.003848608	-0.005381408	0.006479046
W93379	NEK2	a)-related kinase 2	-0.004788585	0.002456564	-0.003489942	0.003825868	-0.000366983	0.008246927	-0.006808857	-0.002994578	-0.005331248	0.010985237	0.000188054	-0.001758371	0.003003909
AA448659	CDC25B	cell division cycle 25B	0.001111314	0.006936501	0.006625217	0.005696428	0.010772482	0.001929598	0.00516533	0.011248655	0.003253084	0.014337342	-0.008231742	0.004154958	0.005480909
AA668388	PTAFR	receptor	-0.002876481	-0.003995171	0.007007067	0.008651454	0.011464351	0.004174125	0.006758371	0.00841983	-0.002555757	0.010998551	-0.015241957	-0.002373891	0.011196771
R27615	PRKDC	activated, catalytic	0.003709472	0.00244311	0.007568954	0.00534028	0.021931207	0.008643402	0.016372735	0.006764465	-0.005537367	0.020589826	-0.002097753	0.001242661	0.006533318
H87536	COL17A1	collagen, type XVII, alpha 1	0.001184211	-0.000312991	0.010485016	0.010365683	0.021111569	0.002586104	0.014754914	0.002322725	0.00030659	0.013465503	-0.004936308	-0.002098328	0.008854602
H37989	FKBP1A	beta-tubulin mRNA,	-0.001472346	-0.004883636	0.001524494	0.007852803	0.006575354	0.007863211	0.010259424	0.006503033	-0.000200712	-9.44288E-05	-0.000881677	-0.000433447	0.002876044
AA598815	PSMA5	macropain) subunit, alpha	-0.008590024	0.003659704	-0.007862896	-0.002498242	0.004891182	-0.001034201	0.024424861	-0.002244998	-0.01116428	-0.002652639	-0.002097848	0.00784363	0.011472474
N33274	PAICS	ole carboxylase,	-0.005762246	-0.004798642	0.002440649	-0.00694463	0.004621655	-0.005108256	0.011116869	-0.003614059	-0.007718104	0.006497639	0.001338223	-0.003035384	0.003319563
AA496025	MCM7	maintenance deficient 7 (S.	-0.001444528	-0.005192623	0.007649392	0.005381074	0.013234377	0.010023227	0.012457851	0.000810129	-0.009986804	0.012765556	-0.007918206	-0.002554966	0.0182491
AA456608	MCM3	maintenance deficient 3 (S.	0.0056433	0.000283453	0.001892597	0.008211501	0.009193487	0.006224495	0.012682961	-0.004521756	-0.004660591	0.016818978	-0.001047629	-0.001538215	0.004973734
AA291398	CHC1	1	-0.000199658	-0.004535306	0.000840027	0.002902345	0.010889314	-0.001045859	0.015267302	0.004861872	-0.013501725	0.014587289	0.003450448	0.003985913	0.027060993
R16712	ANLN	(scraps homolog,	-0.004134976	-0.00439485	0.001513031	0.00582318	-0.000789525	0.000639757	-0.002012921	0.000240432	-0.004200988	0.002860579	-0.003086921	-0.001938322	-0.000389619
AA400476	KNSL6	centromere-associated	-0.006084412	-0.004225669	-0.009413939	-0.003380835	0.007189727	-0.003105746	-0.00065708	-0.000224369	-0.005604823	0.014453614	-0.007248003	0.003801284	0.002766652
AA458994	PMSCL1	autoantigen 1, 75kDa	-0.008115799	-0.003529417	-0.002786049	-0.005087308	0.008590448	-0.008314354	-0.002266844	-0.004824497	-0.008932614	0.008156413	-0.011987198	-0.004815876	0.004441364
AI364509	RACGAP1	protein 1	-0.01562352	-0.003759402	0.00115134	-0.008144821	0.00018544	-0.005872684	-0.000148249	-0.007416181	0.000444226	0.006737053	0.001827684	-0.001957266	-0.002034956
H63492	STK15	serine/threonine kinase 6	-0.01321917	0.002312292	-0.008252004	-0.007194845	-0.000120881	-0.012000762	0.001331486	-0.00747738	-0.008689279	0.012432133	-0.000597757	-0.005978595	0.011465042
R19158	STK15	serine/threonine kinase 6	-0.012292053	-0.001757982	-0.006316313	-0.007178751	0.00153414	-0.005729787	0.003465341	-0.011684892	-0.009970388	0.015492196	-0.010862875	-0.006994203	0.014254735
AA464256	DTYMK	(thymidylate kinase)	-0.008154295	-0.003314658	0.003360995	0.002968787	-0.003672773	-0.011123105	0.003780688	-0.000622547	-0.00827012	0.01184584	-0.002897813	-0.004243093	0.01109472
AA279990	TACC3	Data not found	-0.005205115	-0.006548717	-0.002060313	-0.004969843	-0.011254845	0.003505013	0.008811841	-0.007958903	-0.010924036	0.004388814	-0.012118934	0.000100897	0.003388144
AA071486	STK12	serine/threonine kinase 12	-0.0036693	-0.007034291	0.000867919	-0.007372867	0.007700341	-0.006988751	0.005176198	-0.004733053	-0.00986527	-0.003139215	-0.001560204	-0.000379014	0.003301759
AA026682	TOP2A	alpha 170kDa	-0.002371374	0.008652539	-0.005920522	-0.002381786	0.00625202	-0.002462167	0.001047932	-0.005226113	-0.004472293	0.007299505	0.00198168	-0.0014233	0.006300238

Acc no	Symbol	Name	ab078 D	ab184 D	ab151 D	ab193 D	ab195 D	ab076 D	ab103 D	ab113 D	ab156 IM	ab069 IM	ab181a I	ab073 D	ab105 D
AA504348	TOP2A	alpha 170kDa	-0.004535048	0.010526944	-0.004024458	-0.004295388	0.004048641	-0.006083911	0.000228417	-0.007846931	-0.006405824	0.009885516	-0.001736392	0.000311748	0.012015119
AA430504	UBE2C	enzyme E2C	-0.004648094	-0.00061473	3.2676E-12	-0.001570765	0.011174559	-0.004520159	0.000468213	-0.005744937	-0.010252062	0.011506034	-0.003386782	-0.002795627	0.006245186
AA457034	MYBL2	oncogene homolog (avian)-	-0.010842401	0.00223073	-0.000204996	-0.005585284	0.002598962	-0.000648213	-0.001546885	0.000484305	-0.009773944	0.006067998	-0.005540169	0.002382646	0.006829764
AA456878	MYBL2	oncogene homolog (avian)-	-0.006237457	-0.003578116	-0.000776554	-0.00534264	0.006121676	0.000137398	-0.002348593	-0.000469848	-0.008657278	0.00557551	-0.007984551	0.00078664	0.007652531
PM0026	MYB	Data not found	-0.005929489	0.00013065	-0.002567424	-0.004658452	-0.003972333	-0.001130707	-0.000556987	-0.004363689	-0.004445878	0.010490313	-0.004207658	-0.002975015	0.009037829
AA187351	RRM2	polypeptide	-0.003588779	-0.000653005	0.002608661	-0.011862219	0.001823567	-0.006666616	0.003327878	-0.009562371	-0.013634188	0.015452839	-0.005635115	0.004588618	0.007999827
AA430032	PTTG1	1	-0.006097163	-0.008385586	-0.004728104	-0.004182939	-0.005343376	-0.003230704	0.007160365	-0.004317379	-0.00778181	0.012224921	-0.005924703	-0.003209703	0.00350698
AA598974	CDC2	and G2 to M	-0.009285513	-0.002058464	-0.005335354	-0.002144161	0.004781888	-0.006701173	0.004004939	-0.006062723	-0.010106258	0.009789851	-0.012402112	-0.004888682	0.002868249
AA706968	ZWINT	ZW10 interactor	-0.010555357	-0.005374711	-0.003207973	-0.00587884	0.002726751	-0.003737393	-0.000799701	-0.007434326	-0.010873781	0.002250846	-0.006225548	-0.006753463	0.002198143
AA629262	PLK	polo-like kinase (Drosophila)	-0.003276285	-0.004239486	-0.003313275	-0.002523307	0.008831957	-0.00027916	0.001344149	-0.00389331	-0.009272329	0.013270502	-0.000879938	-0.001967954	0.002446729
AA449336	PRC1	cytokinesis 1	-0.007534897	-0.009533218	-0.000692284	-0.007543949	0.004987023	0.000106519	0.001991965	-0.01044149	-0.006476023	0.022791365	-0.004241283	0.004501186	0.002726426
AA873060	STMN1	stathmin 1/oncoprotein 18	-0.00220466	-0.003957481	-0.002374432	-0.008021252	0.004024235	-0.002032731	-0.000707469	-0.002396897	-0.008359642	0.006548022	-0.000520658	-0.000760687	0.00252095
AA774665	CCNB2	cyclin B2	-0.005771294	0.000175473	-0.006086586	-0.00267842	0.008130916	-0.005882641	0.002583421	-0.012043574	-0.00822451	0.001809154	-0.0112152	-0.008062801	0.007594671
AA450265	PCNA	antigen	-0.005794433	0.003322361	-0.003216358	-0.002174844	0.011682853	0.003910002	0.010389655	-0.000347936	-0.00972743	0.013149079	-0.007954791	-0.00647506	0.011653676
AA933862	CD3E	polypeptide (TiT3 complex)	0.000698619	0.020670141	-0.00302053	0.008658266	-0.003295534	0.007176731	-0.004183687	0.013011677	-0.014290148	-0.004512642	0.003441121	0.005735334	-0.021616432
AA055946	CD3D	polypeptide (TiT3 complex)	0.023120256	0.012056776	-0.004310622	0.011697216	0.00221492	0.014154057	0.008757962	0.007171514	-0.0152204	-0.002436398	0.012352093	0.024288539	-0.011985881
AF095742	KLK8	(neuropsin/ovasin)	0.001710381	0.01489142	0.006064287	0.011429103	0.001177499	0.015447032	0.004008322	0.007377219	-0.021200816	-0.011203001	0.008835116	0.021126616	-0.015834564
AA491302	ICA1	69kDa	0.012972504	0.007561071	0.008251665	0.005587441	0.001578008	0.010744882	-0.004244462	0.026810466	-0.007334953	0.003841753	-0.001931251	0.008819403	-0.017902477
N51614	FMNL	formin-like	-0.001387889	0.012790886	0.012194096	0.005337672	-0.004893264	0.03141802	0.008795326	0.015476768	0.001409001	-0.002529786	-0.007973047	0.027052434	-0.020782071
AA991507	SELPLG	selectin P ligand	0.008050068	0.012124362	0.011731112	0.01191792	-0.000988383	0.01328014	0.005466977	0.023237774	-0.00107058	-0.008769483	0.008953479	0.011781945	-0.021830813
AA406585	LAPTM5	multispanning membrane	0.01102131	0.028845448	0.010752951	-0.003770969	0.005783301	0.019629829	0.018854712	0.008580008	-0.005628877	-0.005359952	-0.001237548	0.019717813	-0.012550819
AA463492	CYBB	polypeptide (chronic	0.006831112	0.008547011	0.009117088	-0.000585643	0.006530838	0.009752517	0.011008856	0.014485151	-0.003017093	0.004114637	0.000100973	0.014233629	-0.020307646
AA451863	PP15	CD4 antigen (p55)	0.017384655	2.82541E-05	0.016272573	0.006523704	0.011306477	0.020206633	0.00700523	0.00602375	-0.002794851	-0.001723017	-0.006198551	0.013439238	-0.015448229
AA043790	AA043790	FLJ14296 fis, clone	0.018365902	0.011646585	0.01337627	0.001952747	0.010046099	0.015347065	0.015308625	0.007706111	0.001445574	0.00121955	0.003081065	0.014849052	-0.012876518
AA476285	PP15	CD4 antigen (p55)	0.001519822	0.010329271	0.01432052	-0.002197508	0.006886941	0.025060096	0.005127889	0.00986275	-0.003004084	-0.007592229	0.000717914	0.011216208	-0.004731899
H05820	MRPL3	protein L3	-0.005501483	0.011419281	-0.001176584	-0.000393855	-0.001447941	0.009283235	0.003446964	0.010136874	-0.007339833	0.003333479	0.001218467	0.022610791	-0.000721764
AA490846	AA490846	CD49D, alpha 4 subunit of	0.012330205	0.012000522	0.003883261	0.007272574	0.005426564	0.01859424	0.001987132	0.005473851	-0.014048885	-0.002769823	-0.003973439	-0.010176479	-0.016994267
T64192	T64192	T cell receptor beta locus	0.007229761	0.020705963	0.001576781	0.01059099	0.002530137	0.024799774	0.011035618	0.010731477	-0.013268738	-0.004286561	0.014364732	0.019144347	-0.015219623
R38343	PTPRG	phosphatase, receptor type,	0.005948622	0.023302579	0.000225524	0.002229648	0.002892384	0.013646306	0.006069058	0.003252418	-0.010457241	-0.006846519	0.004720739	0.015310984	-0.01222412
AA417600	RAB18	oncogene family	0.013885464	0.014872018	0.008527637	0.001193545	-0.008496389	0.020965598	0.014912264	0.0141074	-0.005218872	-0.012153739	-0.002258919	0.024172129	-0.013301193
N91921	TRB@	T cell receptor beta locus	0.017553707	0.013992443	-0.000563374	0.010329991	0.002972502	0.018404864	0.007848808	0.016884161	-0.013032761	-0.003804666	0.001410199	0.018531245	-0.013273156
AA938345	AA938345	cDNA DKFZp564N1116	0.017517137	0.021244222	0.004843798	0.00865691	0.004128054	0.015887273	0.00389155	0.019571082	-0.011309479	-0.00792586	0.003865537	0.007482698	-0.015157048
H74265	PTPRC	phosphatase, receptor type,	0.002451879	0.021458824	-0.000539719	0.003839045	0.00627269	0.015053347	0.01298116	0.000344826	-0.007796522	-0.008619352	-0.008636408	0.016660958	-0.018557351
AA424575	HCLS1	Lyn substrate 1	0.012720371	0.011818023	0.007123054	0.0027251	0.000768401	0.021001397	0.010333532	0.020506069	-0.006468437	-0.007128113	-0.007320603	0.022381117	-0.018619415
AA487426	ARHGDIB	inhibitor (GDI) beta	0.01163357	0.023384199	0.004159512	0.001616745	-0.002705492	0.01775666	0.009540998	0.009378779	-0.004459802	-0.012621828	0.008871578	0.023623143	-0.017534945
AA132090	CD53	CD53 antigen	0.011233459	0.01953985	-0.001799146	0.002537705	0.004384832	0.018757035	0.013924529	0.010098891	-0.006416276	-0.002425704	0.004578263	0.021283517	-0.018807724
AA521232	HSPC022	HSPC022 protein	0.00244032	0.013089435	-0.00551579	0.003339628	-0.001698608	0.013348507	0.015805785	0.00965057	-0.011352762	0.000331642	0.000472539	0.020899768	-0.005477541
AA410896	C6orf9	reading frame 9	0.0061215	0.018533914	0.009078794	0.008111189	-0.00350683	0.023549077	0.011327172	0.021769987	-0.007552101	-0.012680795	-0.002260894	0.011427199	-0.019663791
AA437226	IL10RA	alpha	0.002287902	0.012297592	-0.001615762	0.004796155	0.003488646	0.016414871	0.009606639	0.017036349	-0.006214146	-0.011343462	-0.003359347	0.022952782	-0.011710096
AI311932	GMFG	gamma	0.004646632	0.014415727	0.012377914	-0.000924468	-0.011290025	0.021811626	0.015377045	0.010366317	-0.001588115	-0.017232367	-0.010016414	0.012453094	-0.010807619
AA668726	HEM1	hematopoietic protein 1	0.012946371	0.006755455	0.007648667	0.003082985	0.000947026	0.019528431	0.002032582	0.016565632	-0.008028214	0.000320776	-0.010985286	0.011141977	-0.013701181
AA458472	HLA-DQB1	complex, class II, DQ beta 1	-0.009683685	0.009072004	0.015477845	0.010969073	0.007411489	0.027291376	-0.000653926	0.006670483	-0.012968375	-0.001895852	-0.008692089	0.019506724	-0.020722548
T60048	ACTG2	muscle, enteric	0.027451836	-0.003431246	0.001512323	0.025147151	0.018812782	0.024128115	0.007075227	0.024409496	0.015890885	-0.002116734	0.005177773	0.02763617	0.008019571
AA455925	FHL1	1	0.015895876	-0.007210564	0.008135448	0.028386409	0.010698597	0.011459438	0.009081568	0.024074307	0.017974282	-0.00507056	0.006477102	0.010870219	0.005907404
R38635	KIAA1005	KIAA1005 protein	0.016240512	-0.000288225	0.009167814	0.030300219	0.020885308	0.025239856	0.006897629	0.019936828	0.025334025	-0.003961054	-4.88032E-05	0.011222994	0.008413108
AA427940	PLN	phospholamban	0.020155217	-0.003561049	0.003463191	0.023882625	0.023014337	0.019974094	0.003643601	0.027992075	0.024364122	-0.001150598	-0.004518991	0.015708271	0.017082315
AA441933	LMOD1	muscle)	0.009972639	-0.006645499	0.001343134	0.031114041	0.01870901	0.028368953	0.001558394	0.02590876	0.027310329	-0.000210123	0.015411365	0.014656307	0.010115147
R60711	KIAA1091	RAB6 interacting protein 1	0.021274864	-0.002982692	0.006376839	0.031549669	0.021379956	0.019485267	0.003157774	0.023569665	0.026732527	-0.002261796	0.017108901	0.011842798	0.011408164
AW009647	FLNC	binding protein 280)	0.02119997	-0.005096049	0.008076807	0.046184884	0.029228137	0.01725286	-0.001677967	0.020905315	0.026185589	-0.005495182	0.008064084	0.015701889	0.001803923
AA126989	MYH11	11, smooth muscle	0.025783797	-0.000880261	0.002439212	0.017004676	0.026519624	0.027117518	0.008133664	0.024618077	0.016391709	-0.001934634	0.000250381	0.022792259	0.017463256
AI668906	TAGLN	transgelin	0.019311557	-0.008311028	0.003328814	0.024056569	0.021143823	0.023925667	0.006020806	0.025154747	0.019064269	-0.003681538	0.004870547	0.018266108	0.010615393
AA398400	CNN1	muscle	0.024506189	-0.007788904	0.000451948	0.030125016	0.026777235	0.020282744	0.003211291	0.027186929	0.016958067	-0.002614076	0.009449204	0.022197264	0.01263492
AA477400	TPM2	tropomyosin 2 (beta)	0.025617698	-0.007754789	0.000649764	0.026339564	0.026321535	0.024624653	0.002927663	0.024155598	0.01421356	-0.001618101	0.011487964	0.024477678	0.01491914
AA877166	MYL9	regulatory	0.018662052	-0.009755469	0.002721948	0.016750896	0.022112495	0.027040787	0.00805919	0.028237082	0.013712998	-0.000863706	0.013712849	0.022536365	0.014789026
AA487193	SFRP4	protein 4	0.019519548	5.50988E-05	0.014201927	0.016701953	0.026892314	0.023623533	-0.001708411	0.010216394	0.007639419	-0.001316675	0.000259695	0.020632757	-0.00161545
R75635	COL5A1	collagen, type V, alpha 1	0.028054176	-0.001106026	0.029531641	0.018165573	0.013764306	0.015871212	0.007931449	0.020993774	0.007883347	-0.001288325	0.010690925	0.012085927	0.004932592
AA136983	CDH11	cadherin (osteoblast)	0.021581985	0.003197247	0.025458359	0.014751567	0.026847569	0.013460786	0.000646503	0.007755002	0.002804119	-0.001393736	0.005339951	0.009752883	-0.002294503
R36989	E2IG4	estradiol-induced	0.01430688	0.006038283	0.025060202	0.010277713	0.021455794	0.02098607	0.001383289	0.012260149	0.00507924	-0.00242757	-0.001059527	0.006331249	-0.002189606
AI684973	AI684973	matrix protein	0.012115206	0.001637623	0.030137441	0.017513486	0.010382923	0.022711873	0.015418714	0.027044083	-0.000538255	0.002005708	0.008549967	0.009412751	-0.001014961
R56211	PDGFRB	EST	0.018979446	0.005991369	0.02966965	0.018342824	0.029127819	0.022424566	0.010282804	0.021711396	0.00423374	-0.008563401	0.009519533	0.005862389	0.001314557

Acc no	Symbol	Name	ab078 D	ab184 D	ab151 D	ab193 D	ab195 D	ab076 D	ab103 D	ab113 D	ab156 IM	ab069 IM	ab181a I	ab073 D	ab105 D
EW74	EW74	Data not found	0.017942938	-0.001894881	0.025646199	0.004738935	0.012943551	0.022435269	0.005149752	0.013456375	0.00233207	-0.007752621	0.004461982	0.019073516	-0.002893109
N67487	MFAP2	protein 2	0.017501081	0.003069219	0.018859227	0.000437702	0.01857439	0.013012513	0.003517568	0.006082968	0.003927551	-0.00413165	0.006987561	0.004472897	0.000214795
AA496283	THY1	Thy-1 cell surface antigen	0.016399951	0.000234621	0.023146144	0.010417675	0.017589263	0.0157297	0.016522541	0.025315124	0.003108951	-0.004159074	-0.004719601	0.011484643	-0.002484491
AA447781	LUM	lumican	0.031516751	0.007721456	0.025554918	0.015782178	0.025649209	0.019919726	0.009992655	0.018585867	0.004493944	-0.004518694	0.012051628	0.018586226	-0.00577601
H95960	SPARC	cysteine-rich (osteonectin)	0.025006644	0.003837898	0.025807071	0.007543275	0.016672044	0.0195641	0.005586754	0.015049668	0.005306719	-0.004006547	0.009162303	0.016526922	-0.009512532
AA683077	MAPK1	kinase 1	0.028731127	0.002890886	0.02040495	0.013997359	0.0155949	0.018380753	0.007323477	0.012803486	0.00166685	-0.008484574	0.007446298	0.014038804	-0.005168504
AA490172	COL1A2	collagen, type I, alpha 2	0.02211254	0.002007574	0.008135753	0.010524928	0.016742582	0.024396479	0.009799214	0.016016216	0.002319488	-0.003606529	0.014908121	0.009641376	-0.002156454
NM_000090	COL3A1	(Ehlers-Danlos syndrome	0.02410593	0.003054051	0.024038029	0.013006386	0.023779189	0.01641013	0.008804419	0.016899909	-0.000278217	-0.002551341	0.013582604	0.014772343	-0.000945766
T98612	COL3A1	(Ehlers-Danlos syndrome	0.019137321	0.002904997	0.015474655	0.011184816	0.014827049	0.01757275	0.007642141	0.015375763	-0.001771658	-0.00155288	0.008429918	0.015034367	-0.00233409
R62603	COL6A3	collagen, type VI, alpha 3	0.015136674	0.002895043	0.016541796	0.01166767	0.014168307	0.016387433	0.01403014	0.017801652	0.006235118	-0.009571727	0.003362854	0.005625605	-0.001152262
N51018	BGN	biglycan	0.023595096	0.009893181	0.021129424	0.015384637	0.020036533	0.024819069	0.002774861	0.013594216	0.002893302	-0.005647152	0.006399644	0.014867816	-0.003528084
H96738	CDH11	cadherin (osteoblast)	0.020791019	0.004403527	0.024100198	0.013978955	0.012199166	0.016808527	0.005122881	0.005685564	0.003566148	-0.004035508	0.002356807	0.007461174	-0.005509439
H38240	THBS2	thrombospondin 2	0.020948204	0.001189159	0.014480799	0.006676939	0.015859411	0.027649747	-0.001954467	0.006257457	0.004475973	-0.007053361	-0.001421655	0.01013191	0.01765893
T53298	IGFBP7	directed) polypeptide B,	0.022442709	0.00516235	0.020243851	0.020736395	0.021369593	0.027685003	0.012793662	0.026835457	0.010356606	-0.005286601	-0.007346498	0.020180339	-3.97974E-05
AA936799	MMP2	(gelatinase A, 72kDa	0.023541415	0.006236186	0.023896488	-0.000507431	0.015226202	0.020965399	0.017328476	0.015841685	0.001548009	-6.82437E-05	0.011741703	0.008231576	0.01573268
AA418674	FBN1	fibrillin 1 (Marfan syndrome)	0.014507251	0.007161155	0.024293739	0.007175513	0.017884868	0.013557809	0.005149215	0.011802516	0.014029635	-0.004574146	0.002039655	0.012100753	0.005388505
R00859	CTSK	(pycnodysostosis)	0.020494287	0.00305949	0.028572674	0.00376522	0.018772278	0.028528649	0.021806908	0.018368605	0.00472042	-0.003431147	0.013734019	0.011204648	0.000166062
AA670200	PCOLCE	endopeptidase enhancer	0.020983975	0.009500496	0.036919737	0.025627429	0.03183268	0.015486265	0.007363281	0.026745971	0.006008286	-0.002938471	0.004539702	0.017375805	-0.000108853
AA291259	GPCR150	receptor	0.02386155	-0.00066876	0.019998868	0.01971537	0.026648428	0.025847189	0.001658267	0.026559525	0.016220263	-0.007873199	0.006586585	0.014501601	-0.001929334
AA487460	DPYSL2	dihydropyrimidinase-like 2	0.013381767	-0.001689185	0.027528231	0.014760655	0.024196774	0.02198048	0.01222292	0.024095495	0.010598061	0.003495174	-0.000189887	0.015269287	0.003073944
AA134871	FBLN1	fibulin 1	0.019407173	0.003415089	0.02914066	0.015433532	0.018727489	0.022954659	0.012703945	0.031824923	0.011993178	-0.002375367	0.016838218	0.021288063	0.006492653
AA045327	OGN	factor, mimecan)	0.033979849	-0.001066372	0.040103727	0.01494564	0.026025572	0.020114625	0.005934058	0.021874328	0.014493902	-0.002040764	0.015634198	0.02931894	0.008524576
AA486280	TIMP2	metalloproteinase 2	0.023499881	-0.00138268	0.022394725	0.010213724	0.012643954	0.02181383	0.01137302	0.012949915	0.013877183	-0.003240682	0.0139889	0.011706767	0.002487271
AA496022	MFAP4	protein 4	0.01922644	-0.000240693	0.02020575	0.023068019	0.015621199	0.018024736	0.016560454	0.018681716	0.015755797	0.003731963	0.016783614	0.013801944	0.013000031
H64138	H64138	decorin	0.028514887	0.003087403	0.024552802	0.014708556	0.02116741	0.014222196	0.017233625	0.021309054	0.012821704	-0.00218674	0.007927856	0.023205424	0.005251192
AA459308	WDR1	stenosis, Williams-Beuren	0.026408691	-0.001958198	0.022915304	0.016981449	0.014403548	0.029938537	-0.003634272	0.012304111	0.011941774	-0.006869518	0.016276035	0.013146694	0.00498883
M59906	TIMP1	metalloproteinase 1	0.023298802	-0.00655266	0.027925618	0.005667568	0.022333982	0.018269213	0.00159983	0.014066105	0.003701141	-0.000238852	-0.005067662	0.021306178	0.000244465
AF188298	DAB2	mitogen-responsive	0.023983394	-0.005958148	0.027396165	0.015411607	0.02255097	0.021660212	0.005241834	0.011151657	0.002957165	0.004326115	0.000685782	0.019669715	-0.000994667
AA448656	DAB2	mitogen-responsive	0.02283114	0.000549732	0.02442763	0.008431338	0.02006009	0.017800967	0.002564761	0.014052172	0.007327308	0.002423318	-0.00226944	0.018783544	-0.002249117
W49672	WNT5A	integration site family,	0.004243997	0.012058389	-0.000719472	-0.005477323	0.007111714	-0.010774225	0.002449772	0.005723741	-0.004396627	0.011813889	0.00254496	0.002279306	0.014795669
W93040	W93040	ESTs	0.009117842	-0.001315474	0.026799034	-0.005529713	0.016779546	0.002757083	-0.002511843	0.010237004	0.013768786	-0.009395052	0.01765542	0.0037714	0.006107436
N74911	POLE3	epsilon 3 (p17 subunit)	0.020185304	-0.010283732	0.012678443	0.005778207	0.015323905	0.002512368	-0.018553092	-0.018568851	-0.005255784	0.013865505	-0.005056958	0.003145018	0.001126867
AA211496	HERC1	AP (UBE3A) carboxyl	0.00018531	0.004636687	-0.008182045	-0.003121236	0.007926476	0.001530362	-0.004385445	-0.005238261	-0.003789889	0.006784061	-0.005256974	0.009303657	-0.008964114
AI979199	MRG15	MORF-related gene 15	0.025129194	-0.004364094	0.009986157	0.02680876	0.026554211	0.021433309	0.005144235	0.006825733	0.019574102	-0.012988399	0.005155492	0.012079367	-0.011501605
AA425947	DKK3	(Xenopus laevis)	0.016005768	-0.006831303	0.008291295	0.036767334	0.020051199	0.007433854	-0.006892702	0.011760042	0.015419512	-0.003450028	0.00501803	0.012809194	-0.004068065
AA412266	LOC56270	hypothetical protein 628	-0.004424578	-0.008591156	0.00740672	0.016281748	-0.005792172	-0.001478116	-0.023609487	0.003895507	0.010347967	-0.005347899	0.00584008	-0.003412128	-0.002528584
W72596	CXX1	CAAX box 1	0.004372942	-0.008025121	0.010519999	0.028367984	0.013250099	0.011395856	-0.022952883	0.011115892	0.013433808	-0.007897758	0.012647502	0.001756455	-0.006317138
AA664127	FZD1	(Drosophila)	0.017851426	-0.024639108	0.026616111	0.012859933	0.020597728	0.018262764	-0.001998935	0.005251842	0.008692272	-0.003846943	0.00671963	0.019664354	0.019218783
N70776	FZD1	(Drosophila)	0.023931532	-0.012837943	0.021316026	0.016784125	0.020019455	0.015409773	-0.001618685	0.010403364	0.008840895	-3.65826E-05	0.007377703	0.022364919	0.014532457
T77840	DLG5	homolog 5	0.002223043	-0.01459591	0.013081468	0.029620918	0.01394659	0.004842714	-0.008234134	-0.003983907	0.02286166	-0.009365808	0.012088365	-0.010695324	-0.008935518
AA478949	DLG5	homolog 5	0.007434994	-0.012375788	0.008880922	0.026116628	0.005089686	0.013758227	-0.011928822	0.003041793	0.020977145	0.010283751	2.80919E-05	-0.000860373	-0.007150811

Acc no	Symbol	Name	ab093 D	ab066 D	ab077 IM	ab148 D	ab199 IM	ab171 IM	ab159 CG	ab020 IM	ab061a IM	ab104 IM	ab047 IM	ab106 IM	ab129 IM
AA496880	RPL5	ribosomal protein L5	0.021027885	0.025494502	0.018191238	0.020244638	-0.012869774	-0.007879574	-0.001345204	-0.008377615	0.021224318	0.003373149	0.003870787	-0.000769075	0.002959385
AI675707	RPS7	ribosomal protein S7	0.013163355	0.010526884	0.004871899	0.007698944	-0.014051643	-0.00274024	-0.011373008	-0.005234885	-0.021770256	-0.00430985	0.007199303	-0.005997807	0.003123692
AW005795	OLFM1	olfactomedin 1	0.007376027	0.010532937	0.000424974	0.014712131	-0.016287468	-0.001231497	-0.003063284	-0.000948606	-0.009582991	-0.005673106	0.002581057	-0.010904059	-0.000978673
AW005693	NFKBIL2	ribosomal protein S7	0.008583156	0.010782498	0.004058143	0.017665927	-0.008743614	0.006596257	-0.010103846	-0.004126879	-0.013627193	-0.002956795	0.011263193	-0.005724025	0.000909976
R43544	RPL32	ribosomal protein L32	0.003478082	0.021384019	0.002058247	0.027369947	-0.012848666	-0.001726284	-0.004312735	-0.001689256	-0.007184275	7.55945E-05	-0.002997081	-0.002248873	-0.001450064
AI688090	RPL22	ribosomal protein L22	0.000389542	0.010765276	0.000711278	0.013649439	-0.017129705	-0.009337768	-0.001675022	-0.00883073	0.002909373	0.000245514	-0.005498609	0.002951808	0.010838386
H73727	RPS14	ribosomal protein S14	-0.00161585	0.015998564	0.008628007	0.01141854	-0.009125537	-0.002525856	-0.00338341	0.004842549	0.004424496	0.0083182	0.004745486	-0.000547109	0.016389507
AW071364	FAU	sarcoma virus (FBR-MuSV)	0.013632444	0.008165748	0.009328039	0.016920854	-0.015121852	0.001655362	-0.002751615	-0.005504903	-0.001331182	-0.006000656	-0.006363081	0.003343289	0.013514553
AI936175	RPS20	ribosomal protein S20	0.010112654	0.020063527	0.006453376	0.009272882	-0.024865028	-0.010011221	-0.005630082	-0.004479351	-0.009285112	-0.000263242	-0.002005045	-0.010229075	-0.004854333
AW075605	RPL9	ribosomal protein L9	0.006973086	0.02136889	0.018109151	0.007911522	-0.024801283	-0.008449789	-0.001142505	-0.009376653	0.019850999	0.001535069	0.00165015	0.000150378	0.017288207
AI972799	RPL23	ribosomal protein L23	0.012542523	0.031687073	0.013494707	0.014979998	-0.026912994	-0.020444967	-0.008896874	-0.007803372	0.002466025	0.001789009	0.001044903	0.00093709	0.003273364
AA669674	EIF3S6	initiation factor 3, subunit 6	0.011456617	0.027390704	0.016122589	0.014925308	-0.024491531	-0.012271926	-0.012240142	-0.009194182	0.015912885	0.001439096	-0.004870696	-0.008251986	0.005628629
AA633768	RPL24	ribosomal protein L24	0.011124276	0.01073661	0.006304943	0.009284086	-0.020898836	-0.00769774	-0.008082331	-0.018305032	-0.002934144	8.35901E-05	0.00073012	0.002468373	0.00858604
AA916859	AA916859	Data not found	-0.00510578	0.02141981	-0.000433595	0.00340569	0.004355804	0.001270106	-0.003841497	-0.010434855	-0.01816898	-0.006060581	0.008257933	-0.005670564	0.007290579
AI023647	AI023647	Data not found	-0.000272715	0.036270304	0.003974258	0.008841353	-0.002517967	0.001231855	-0.004344277	-0.008755963	-0.005947005	-0.00585151	-0.002173993	-0.006566928	0.009235578
W91881	DNM1L	ribosomal protein L37a	0.012455406	0.020382719	0.009755861	0.001956022	-0.026278058	-0.013764378	-0.01466237	-0.006386549	-0.024434312	0.004145516	0.002620564	-5.43838E-05	0.003016789
AI611010	RPS10	ribosomal protein S10	0.001283505	0.013254151	0.006698835	0.014404773	-0.013843221	-0.008756843	-0.008861945	-0.008818514	-0.009935801	0.0040481	-0.00020725	0.002253906	-0.000620724
AW082973	ELL	leukemia gene)	0.005438061	0.017724133	0.00756544	0.021577209	-0.023656733	-0.00850382	-0.005084535	0.00029674	0.00158103	0.013885637	0.00456701	0.005962127	-0.001980903
AW074994	RPS9	ribosomal protein S9	-0.00276473	0.018340083	0.005332968	0.018266552	-0.013870134	-0.009395662	-0.0015161	-0.00472493	0.002852996	0.015665559	0.006407245	0.003548601	-0.005420142
AW073449	RPL29	ribosomal protein L29	-0.006002708	0.011261399	0.003141321	0.011067999	-0.006245879	0.000345307	-0.004913133	-0.006077531	-0.003806471	0.012979803	0.005097854	-0.003894327	0.011849714
AW074920	RPS12	R3HU12 ribosomal protein	-0.003787548	0.016823057	0.006190271	0.006257681	-0.006949507	0.000307413	-0.005210983	-1.52722E-05	-0.013049235	0.004819288	0.002129208	-0.010233955	0.003266146
W72032	RPS21	ribosomal protein S21	0.002306016	0.010786264	-0.000174019	0.005158873	-0.010879925	-0.005727558	-0.004097378	0.002106813	-0.008428409	-0.00390202	0.008314017	-0.00220713	0.006813561
AI972898	TBCD	T43482 hypothetical protein	0.00109495	0.030303096	-0.00102974	0.012699178	-0.006124257	0.000631378	0.000393939	0.003425536	-0.009566005	0.010685298	0.004399728	-0.008108928	0.019518488
AI972568	RPL36A	ribosomal protein L36A	0.005602868	0.034384953	0.002346874	0.008929997	-0.019917769	0.003974532	0.000224622	0.0016758	-0.004245406	0.011669832	0.013195996	-0.011540438	0.014481698
AA490209	ARPC1A	complex, subunit 1A, 41kDa	0.001268296	-0.023033662	-0.012904737	-0.008969774	0.017017317	0.018414886	0.021015396	0.01366377	-0.00635633	0.021268804	0.010590285	0.022392953	0.011757149
H97778	CDH1	cadherin (epithelial)	-0.020935373	-0.006127832	-0.006068825	-0.011021008	0.011439843	0.013316084	0.001828912	0.001024065	0.003643865	0.009347059	0.018922884	0.003332234	0.002834731
H94471	OCLN	occludin	-0.007029127	-0.011400874	-0.012152238	-0.009165147	0.021653621	0.006093458	0.010554668	0.007037681	0.005659658	0.004261265	0.015133693	0.007524749	-0.005340175
AA522505	CCNB2	cyclin B2	-0.006583336	-0.017108759	-0.022673629	0.015058836	0.019231658	0.004299052	0.005628413	0.009433794	-0.01420769	-0.000289939	-0.002530067	-0.009447565	-0.015998369
N93924	RFC4	(activator 1) 4, 37kDa	-0.004871118	-0.008642146	-0.009399314	0.00605937	-0.001864661	-0.004996255	0.001931286	-0.01305993	-0.014513295	-0.019600627	0.002406346	-0.01304651	-0.014383695
W87751	TIMELESS	(Drosophila)	-0.005351081	-0.016185439	-0.00687066	-0.004243471	0.004612575	-5.67698E-05	0.000100157	0.009463404	-0.003898411	-0.000306453	-0.0040918	-0.000538792	-0.006638992
AA732873	STK18	serine/threonine kinase 18	-0.001517951	-0.021930143	-0.002420708	0.005404804	0.004209694	-0.0032957	-0.002076368	0.004112648	0.00152647	-0.000919743	-0.003109541	-0.001280365	-0.004756543
AA426264	MKI67	monoclonal antibody Ki-67	0.003457686	-0.016926463	0.005135417	0.00542615	0.009739264	0.008992465	0.002097037	-0.003207564	-0.012661258	-0.004278218	0.003318175	-0.006880795	-0.001476959
AI057325	POLQ	theta	-0.008266253	-0.006751966	-0.007529266	0.002629325	0.011895126	0.00069607	-0.000294102	-0.008723499	-0.005293692	-0.004777379	0.005671544	-0.003767843	-0.002666626
AA279680	RAP1A	oncogene family	-0.003954323	-0.004630501	-0.005426326	0.010930376	0.001283578	-0.014084807	-0.001811038	-0.009017654	-0.007030172	0.000978104	0.001960707	0.0014808	0.003855878
H94617	RFC3	(activator 1) 3, 38kDa	-0.006543197	-0.003836757	-0.005478919	0.007094718	0.006288007	-0.01022107	0.000481873	-0.010072743	-0.00736094	-0.004994215	-0.000978466	0.000653848	-0.006578722
N26643	CDK2	cyclin-dependent kinase 2	-0.000987539	-0.005463361	-0.005910897	0.002508412	0.0035677	-0.011192816	-0.008836107	-0.000400963	-0.007146584	-0.005403007	-0.012393613	-0.005061873	0.004572752
AA219061	MSH2	cancer, nonpolyposis type 1	-0.003211092	0.011909178	-0.009803496	0.00911862	0.004436764	-0.0123293	0.005756417	-0.00187277	-0.002611973	-0.002852214	-0.005007973	0.004153253	0.00371644
AA410394	BAF53A	BAF53	-0.002840045	-0.003154278	-0.010227671	-0.001735756	0.003104769	-0.000875745	-0.003509606	-0.004839124	-0.012472453	-0.006264389	-0.001956011	-0.009010422	0.000799256
AA452095	SMC4L1	maintenance of	-0.004645119	-0.017972455	-0.014711136	0.013491731	0.004129815	0.002678382	0.002150078	-0.011382457	-0.018573037	-0.002739085	-0.00696472	-0.006618277	-0.028995038
W93379	NEK2	a)-related kinase 2	-0.01088274	-0.001786635	-0.004008513	0.005088669	-0.003314658	-0.007599108	-0.000423683	-0.007594236	0.000490899	-0.004934098	0.004516188	-0.003011005	-0.004422183
AA448659	CDC25B	cell division cycle 25B	0.000149351	-0.003312684	-0.009297772	0.00600462	0.005640966	-0.001450457	-0.002141547	0.003838431	-0.004942675	-0.000775051	-0.000507231	-0.003819559	-0.012995618
AA668388	PTAFR	receptor	-0.000535716	0.002292322	-0.009029485	0.015038386	0.001482746	0.003942396	-0.010683804	-0.007300358	-0.004361239	-0.001861364	-0.001768502	-0.009478858	-0.008014383
R27615	PRKDC	activated, catalytic	0.000727278	0.006190389	-0.002421509	0.010173797	-0.003709922	-0.009527882	-0.008906313	-0.005170082	-0.00278962	0.002383325	-0.006409959	-0.004367877	-0.014610737
H87536	COL17A1	collagen, type XVII, alpha 1	0.003740118	-0.001263203	-0.000565307	0.008570813	-0.000980094	-0.004718864	-0.00609703	-0.003259039	-0.002319912	-0.002018153	-0.005139964	-0.002875587	-0.003223403
H37989	FKBP1A	beta-tubulin mRNA,	0.009126944	0.002076059	-0.001334769	0.016025185	-0.004159572	-0.004743747	0.002990963	-0.00423949	-0.007172079	-0.010532763	-0.008577775	-0.004523109	-0.009272007
AA598815	PSMA5	macropain) subunit, alpha	-0.005054848	-0.012936983	-0.010781237	-0.005234983	0.016702171	0.01199796	0.00839482	0.02010349	-0.010861648	0.012341807	0.006574173	0.002391472	-0.00298472
N33274	PAICS	ole carboxylase,	-0.008205892	0.005440229	-0.00794301	0.006713068	0.010599015	-0.004465204	0.002990226	0.006478073	0.00515702	-0.004351496	0.017095385	0.001386284	0.002693709
AA496025	MCM7	maintenance deficient 7 (S.	-0.011124163	0.00518133	-0.010603012	0.015678184	0.00416002	-0.001391817	-0.002500612	-0.002516494	-0.00372441	0.003417893	-0.00286514	0.001870761	-0.008185549
AA456608	MCM3	maintenance deficient 3 (S.	0.003886337	-0.004347376	-0.007436428	0.015655661	0.007084111	-0.006222379	0.005206106	0.004081097	-0.003825426	0.001833509	-0.003105157	-0.005431223	-0.006607191
AA291398	CHC1	1	-0.008756142	0.007738431	-0.015288273	0.006910399	0.000239018	0.008397316	0.003427197	0.00827459	-0.002659465	0.000505173	0.012843329	-0.002478939	-0.003704773
R16712	ANLN	(scraps homolog,	0.002177683	-0.004369951	-0.011211223	-0.005041921	0.009596489	0.003439631	0.009804804	-0.003539002	-0.010279921	-0.011463346	0.001052621	-0.007914329	-0.011654747
AA400476	KNSL6	centromere-associated	-0.002084018	-0.005324269	-0.006038023	-0.000148921	0.003001905	-0.000306096	0.002177876	0.000108176	-0.001906503	-0.007348052	0.00306442	-0.00707433	-0.009107482
AA458994	PMSCL1	autoantigen 1, 75kDa	-0.01223326	-0.012916025	-0.011076098	0.010055606	0.020091593	0.00388478	0.008741919	-0.008536707	0.000434857	0.00013264	0.000253427	-0.003056204	-0.013020894
AI364509	RACGAP1	protein 1	-0.00320188	-0.01495154	-0.012324743	0.008473887	0.013137822	0.002373475	0.008767684	0.002904289	-0.004812448	-0.000595972	-0.002195482	-0.005342006	-0.007589681
H63492	STK15	serine/threonine kinase 6	-0.008122084	-0.009720317	-0.014099877	0.002785218	0.013607019	0.001090702	0.007052013	0.004993507	-0.00203485	-0.000980197	0.003174078	-0.000416654	-0.00984208
R19158	STK15	serine/threonine kinase 6	-0.01255787	-0.010462323	-0.006637249	0.001693492	0.001774574	0.001020333	0.005369852	0.003853875	-0.002858728	-0.002169696	-0.004788589	0.002722619	-0.012015519
AA464256	DTYMK	(thymidylate kinase)	-0.007071249	-0.010024684	-0.011301508	-0.002169114	0.007948367	0.006601111	0.00977412	-0.00526738	-0.010665869	0.003409195	0.002907979	-0.003146706	0.000225728
AA279990	TACC3	Data not found	-0.013588556	-0.008750626	-0.017233785	0.027474736	0.010234643	0.0001308	0.000440381	0.002758991	-0.007968894	0.00179977	-0.006977966	-0.005752484	-0.008221325
AA071486	STK12	serine/threonine kinase 12	-0.00688315	-0.00943642	-0.012680031	0.021548266	0.011674293	0.009074833	0.006894941	0.003852558	-0.011105739	0.000840909	0.004650893	-0.001708029	-0.002594541
AA026682	TOP2A	alpha 170kDa	-0.006490443	-0.010689043	-0.009882218	0.007166513	0.008154853	-0.000429354	0.010400141	0.003332319	-0.007612775	-0.006943261	0.001136485	-0.009805688	-0.005196161

Acc no	Symbol	Name	ab093 D	ab066 D	ab077 IM	ab148 D	ab199 IM	ab171 IM	ab159 CG	ab020 IM	ab061a IM	ab104 IM	ab047 IM	ab106 IM	ab129 IM
AA504348	TOP2A	alpha 170kDa	-0.006009819	-0.012401693	-0.007057993	0.007580882	0.009324453	0.004498612	0.002385594	0.000732679	-0.005636357	0.000220573	-0.000898947	-0.011463272	-0.007664558
AA430504	UBE2C	enzyme E2C	-0.008810294	-0.013257999	-0.014451186	0.007165248	0.004293132	0.001645737	0.002911995	0.00333945	-0.010072861	-0.011380417	2.30665E-05	-0.011487539	-0.009894777
AA457034	MYBL2	oncogene homolog (avian)-	-0.001824572	-0.009072724	-0.010770009	0.023270501	0.002697193	0.001817714	-0.001608743	0.00033549	-0.013124535	-0.008376053	-0.008446839	-0.015151853	-0.008123049
AA456878	MYBL2	oncogene homolog (avian)-	-0.009050911	-0.008639456	-0.005497752	0.019272292	0.004616186	0.000469554	0.001141553	0.003779487	-0.011013773	-0.004916578	-0.003397788	-0.006144413	-0.015652223
PM0026	MYB	Data not found	-0.006156432	-0.005751569	-0.013046315	0.010737006	0.00620328	0.001619039	-0.00367177	0.01500547	-0.007597628	-0.008648923	-0.003835052	-0.005573734	-0.004835332
AA187351	RRM2	polypeptide	-0.008249051	-0.007284661	-0.007327096	0.010453889	-0.004277943	0.001642616	0.016252141	0.02186719	-0.008945732	-0.002563971	0.006733713	0.0057767	-0.003016467
AA430032	PTTG1	1	-0.008126569	-0.015418281	-0.009695306	0.015232266	0.011306052	0.001078241	0.008007965	0.001855598	-0.011967433	0.001406263	0.006785863	-0.006596318	-0.008529049
AA598974	CDC2	and G2 to M	-0.00564169	-0.009986132	-0.011385165	0.008098208	0.008312243	7.05982E-05	0.005441528	0.000878261	-0.006183866	-0.004452366	0.001659884	-0.00832706	-0.016044248
AA706968	ZWINT	ZW10 interactor	-0.011193581	-0.008597921	-0.013864031	0.004684142	0.014256463	0.002123804	0.006741838	0.001677309	-0.006940912	-0.000290687	0.006604723	-0.00307707	-0.003749774
AA629262	PLK	polo-like kinase (Drosophila)	-0.003152637	-0.013277094	-0.014952578	0.013204046	0.013962824	0.00618471	0.008752307	0.013157018	-0.008580167	3.42086E-05	0.001586935	-0.004607389	-0.002612914
AA449336	PRC1	cytokinesis 1	-0.007879021	-0.01484525	-0.007564058	0.002280824	0.011133921	0.001354597	0.00334122	0.000493492	-0.003566177	-0.006908774	0.000599908	-0.009404499	-0.011505961
AA873060	STMN1	stathmin 1/oncoprotein 18	-0.007994484	0.003186976	-0.013187706	0.019461798	0.00159752	0.001283606	-0.003132006	-0.000957667	-0.008109719	-0.009637649	-0.003755306	-0.010227493	-0.004723679
AA774665	CCNB2	cyclin B2	-0.006632325	-0.007762242	-0.00945231	0.017635038	0.015630404	0.006756352	0.016840611	-0.003326329	-0.01059593	-0.001008834	0.009092729	-0.01359463	-0.003406681
AA450265	PCNA	antigen	-0.006626074	-0.003669938	-0.008915553	0.011921907	0.002603627	0.001812311	-0.000905366	0.008147	-0.010872997	-0.006316082	0.00067125	0.001471016	-0.003414749
AA933862	CD3E	polypeptide (TiT3 complex)	-0.011198356	0.016077217	-0.012246148	0.018200735	0.006215806	0.008161388	0.005728072	0.021507065	4.80957E-05	0.003346863	-0.017262123	-0.005522914	-0.011030125
AA055946	CD3D	polypeptide (TiT3 complex)	-0.002340208	0.002604501	-0.003573058	0.013014389	0.004645715	0.011591037	0.004643219	0.002534292	-0.008256185	0.013033879	-0.018651542	-0.01196839	-0.014234529
AF095742	KLK8	(neuropsin/ovasin)	-0.006909193	0.011635586	0.002410327	0.012992485	-0.000290049	0.00206837	0.003563045	0.012283662	-0.01382325	-0.006931879	-0.006529023	-0.023182408	-0.020931697
AA491302	ICA1	69kDa	-0.009736922	0.009028256	-0.011699674	-0.005534932	0.012930617	0.006361544	-0.008985714	0.019763851	-0.014666353	0.006084592	-0.002844728	-0.028399299	-0.019117681
N51614	FMNL	formin-like	-0.008279529	-0.000884746	-0.012482948	0.007974875	0.003470086	0.010703517	0.010494689	0.009659155	-0.014456952	-0.007781167	-0.005959753	-0.025418655	-0.011390318
AA991507	SELPLG	selectin P ligand	-0.001118985	0.016810159	-0.006361742	-0.01162467	0.001965535	-0.002059727	0.010264961	0.00539792	-0.023133916	-0.007134441	-0.002411257	-0.017370333	-0.005975552
AA406585	LAPTM5	multispanning membrane	-0.000671907	0.009570918	-0.005738248	0.022982789	-0.000574878	-0.00287937	0.008047739	0.010781301	-0.014943246	-0.008717615	-0.019212546	-0.019723989	-0.002259109
AA463492	CYBB	polypeptide (chronic	0.00146295	0.00930626	-0.008297083	0.002753245	-0.011753268	-0.008983992	0.004589676	0.006310197	-0.0156189	-0.008565044	-0.016056853	-0.033955989	-0.012457804
AA451863	PP15	CD4 antigen (p55)	-0.01234477	0.009957429	-0.010630208	0.004494061	0.003090792	-0.003897794	-0.001405768	0.006078823	-0.017268195	-0.004967197	-0.012357731	-0.025581367	-0.009100127
AA043790	AA043790	FLJ14296 fis, clone	-0.002922888	0.014274856	0.004192959	-0.003843329	0.011262168	0.006600855	0.010679171	0.006506966	-0.012239234	-0.003099919	-0.013482447	-0.024842686	-0.004330229
AA476285	PP15	CD4 antigen (p55)	-0.003475353	0.014292775	-0.009383393	0.005078757	-0.001455838	-0.005615334	0.004871455	0.003944471	-0.015895695	-0.012012832	-0.013509427	-0.020233409	0.002395102
H05820	MRPL3	protein L3	-0.008097481	0.011591008	-0.007402331	0.026957232	0.011946265	0.016965404	0.018043968	0.031453367	-0.007856871	0.001701917	-0.013302758	-0.011510573	-0.006237153
AA490846	AA490846	CD49D, alpha 4 subunit of	-0.010034627	0.006352103	-0.006497693	0.009504148	0.011369739	-4.23363E-05	-0.004614695	0.013883317	-0.024276035	0.001617606	-0.007942923	-0.016263815	-0.015443963
T64192	T64192	T cell receptor beta locus	0.003247818	0.015700004	-0.004110979	0.0230018	0.006624518	0.00992834	0.014384817	0.013105399	-0.010986004	0.00250951	-0.005613117	-0.006905621	-0.009388202
R38343	PTPRG	phosphatase, receptor type,	-0.012983432	0.002774168	-0.007659506	0.028594748	0.001967091	0.000814327	0.013914451	0.006703455	-0.016619373	0.001264936	-0.011734238	-0.011611121	-0.016556387
AA417600	RAB18	oncogene family	-0.008096097	0.008114144	-0.008825422	0.034459304	0.011075948	-0.001864174	0.004298019	0.015023044	-0.021363923	0.005078522	-0.014995584	-0.017446803	-0.006185005
N91921	TRB@	T cell receptor beta locus	-0.000995247	0.01540515	-0.005346695	0.019654545	0.001719621	0.004430751	0.009711435	0.01548479	-0.008089763	0.004628111	-0.019114478	-0.006816122	-0.011782815
AA938345	AA938345	cDNA DKFZp564N1116	-0.002654331	0.012535935	-0.007162237	0.026214551	0.004517018	0.003640599	0.018118122	0.015443297	-0.00951992	0.009249292	-0.0178084	-0.015310567	-0.012246109
H74265	PTPRC	phosphatase, receptor type,	-0.006330351	0.010070765	-0.007554268	0.032698401	0.008237485	0.001870616	0.015628266	0.015815008	-0.009778823	0.002423252	-0.019274967	-0.015761755	-0.010487492
AA424575	HCLS1	Lyn substrate 1	-0.013955247	0.011741582	-0.00831294	0.029109469	0.00888438	0.004407619	0.008147683	0.017907508	-0.00914138	0.003921977	-0.016928037	-0.023348452	-0.004813105
AA487426	ARHGDIB	inhibitor (GDI) beta	0.001604355	0.010660315	-0.008509846	0.0298648	-0.0010617	0.001301647	0.002860038	0.014061056	-0.013425653	-0.007597426	-0.01793276	-0.025638658	-0.004627581
AA132090	CD53	CD53 antigen	-0.003945216	0.01170729	-0.006797664	0.027468415	0.00381191	-0.001725626	0.009124769	0.02096462	-0.013403028	-0.008202039	-0.014194818	-0.022674379	-0.012260411
AA521232	HSPC022	HSPC022 protein	-0.00843234	0.010699457	-0.012556342	0.029356833	0.013570122	0.007555628	0.012051795	0.018433197	-0.011256283	0.009852016	-0.001993916	-0.01477734	-0.006206364
AA410896	C6orf9	reading frame 9	-0.004670814	0.005744511	-0.008445446	0.029086909	0.007192107	0.004370859	0.013508583	0.020692581	-0.01671819	-0.002681923	-0.013556074	-0.022146521	-0.005668383
AA437226	IL10RA	alpha	-0.006468322	0.008280788	-0.008663048	0.002767696	0.014412623	0.001765006	0.00444659	0.025850919	-0.004677983	0.00209575	-0.002806448	-0.022372626	-0.011917687
AI311932	GMFG	gamma	-0.009043586	0.009671409	-0.000911954	0.025302402	0.010702714	0.001841701	0.000875712	0.010026542	-0.024115208	-5.54202E-05	-0.011171805	-0.009835352	-0.01209337
AA668726	HEM1	hematopoietic protein 1	-0.011895712	0.014292216	-0.000508304	0.019794577	0.005619242	-0.00362873	0.010672668	0.017454522	-0.012967992	0.000649653	-0.012502205	-0.015695424	-0.012709276
AA458472	HLA-DQB1	complex, class II, DQ beta 1	0.008132658	0.018875226	-0.001888729	0.017815157	0.014405225	0.006910956	0.009598325	0.001982907	-0.016539679	-0.002960476	-0.020249314	-0.03194488	-0.010910966
T60048	ACTG2	muscle, enteric	0.036646037	0.032676823	0.026579786	0.017294124	9.66729E-05	0.00199368	0.00518854	-0.006832822	0.034675793	0.001722015	-0.002359165	0.01692844	0.008035662
AA455925	FHL1	1	0.020831571	0.016589682	0.017665852	0.016361591	-0.003327376	0.00276282	0.005092323	-0.004150788	0.032312657	0.000482341	-0.001923501	0.021464076	0.009297935
R38635	KIAA1005	KIAA1005 protein	0.00886547	0.009729826	0.016942746	0.018811068	-0.004652483	0.000226916	0.007940754	-0.014385088	0.026794156	-0.000414701	-0.003495545	0.015964762	0.003192962
AA427940	PLN	phospholamban	0.034475258	0.014041577	0.022922783	0.008301133	-0.013140883	0.000746122	0.009166899	-0.009634491	0.027406874	-0.001369261	-0.001554417	0.023940599	0.002558117
AA441933	LMOD1	muscle)	0.043167613	0.010214389	0.025421746	0.018522954	-0.004707874	0.000722782	0.009126875	-0.005407777	0.024672429	0.004413544	-0.000541805	0.015750304	0.002670571
R60711	KIAA1091	RAB6 interacting protein 1	0.02694615	0.019674317	0.004559265	0.017805998	-0.002645543	0.001632159	0.005524668	-0.003119068	0.035996601	-0.001516895	0.004366628	0.01854614	4.76825E-05
AW009647	FLNC	binding protein 280)	0.011760831	0.024644891	0.018034971	0.011967855	-0.001995844	-0.000989403	0.001046406	-0.005645295	0.022816742	0.001455751	-0.005502553	0.012496022	0.006219662
AA126989	MYH11	11, smooth muscle	0.035800435	0.020287702	0.022683847	0.016856659	0.002157362	-0.00071831	0.009483496	-0.00545259	0.032785848	0.007487444	-0.00183171	0.024716507	0.007968792
AI668906	TAGLN	transgelin	0.02759447	0.020409754	0.022623844	0.019601968	-0.005669713	-0.004548702	0.002792776	-0.010774922	0.027624438	0.003518369	-0.007686508	0.017200012	0.007369055
AA398400	CNN1	muscle	0.023726874	0.027376518	0.024866809	0.015157948	-0.004465097	-0.001138619	0.003120707	-0.009595928	0.026233464	0.00214091	-0.004891731	0.026133074	0.009427697
AA477400	TPM2	tropomyosin 2 (beta)	0.034926058	0.021857168	0.028442891	0.015505453	-0.009438423	-0.003326981	0.00295182	-0.009328082	0.030620692	-0.000974607	-0.00532961	0.021470375	0.004523004
AA877166	MYL9	regulatory	0.034671892	0.023472777	0.014239149	0.01993875	-0.01046286	-0.00544823	0.003191	-0.011689915	0.032354737	0.002386457	-0.005032354	0.022988307	0.007532659
AA487193	SFRP4	protein 4	0.020097137	0.025024711	0.002978627	-0.001398659	-0.002775426	-0.0036589	-0.004543199	-0.00549693	-0.002458968	-0.006635249	-0.0039147	-0.00697128	-0.00706309
R75635	COL5A1	collagen, type V, alpha 1	0.008813429	0.028421722	0.00569222	-0.005940761	-0.008049993	-0.002023833	-0.012617183	-0.013431702	0.005330153	-0.006274291	-0.001074073	-0.000427259	0.000526931
AA136983	CDH11	cadherin (osteoblast)	0.007886686	0.020240979	0.001783942	-0.003033194	-0.008205857	0.001415868	-0.001753378	-0.007957994	-0.004077484	-0.006584212	-0.003762924	-0.010854205	-0.00209998
R36989	E2IG4	estradiol-induced	0.00614088	0.016594242	-0.001134634	-0.003970729	-0.007286619	-0.003156835	-0.006930936	-0.004092297	-0.004927666	-0.011075808	-0.00462615	-0.012534837	-0.006547045
AI684973	AI684973	matrix protein	-0.001895134	0.042351715	-0.003032395	0.004625981	-0.011800895	0.000434104	-0.009189905	-0.012560199	-0.004383682	-0.00733735	-0.006321018	-0.00765862	-0.008186011
R56211	PDGFRB	EST	0.006799031	0.024426874	-0.00365858	0.00276573	-0.01359212	-0.010785215	-0.0053034	-0.007060626	-0.000730674	-0.010114409	-0.014501888	-0.008798251	-0.009322692

Acc no	Symbol	Name	ab093 D	ab066 D	ab077 IM	ab148 D	ab199 IM	ab171 IM	ab159 CG	ab020 IM	ab061a IM	ab104 IM	ab047 IM	ab106 IM	ab129 IM
EW74	EW74	Data not found	-0.006719118	0.029383731	-0.00465298	-0.001211631	-0.013539744	-0.008168413	-0.007040072	-0.007059256	-0.007092848	-0.011606397	-0.009005996	-0.008067123	-0.002585074
N67487	MFAP2	protein 2	-0.002426781	0.024427591	-0.006795963	-0.007031944	-0.011216886	-0.005670403	-0.005985575	-0.010236175	-0.005419346	-0.007753547	-0.004982466	-0.011846397	-0.007877155
AA496283	THY1	Thy-1 cell surface antigen	0.009577755	0.01738748	-0.005507414	0.005968472	-0.009577673	-0.009439762	-0.008006191	-0.018670191	-0.005850755	-0.011868763	-0.010217415	-0.018598619	-0.010964252
AA447781	LUM	lumican	0.014936222	0.023139197	0.002107293	-0.004774933	-0.00884618	-0.003377879	-0.0041402	-0.016747047	-0.005675619	-0.010315575	-0.00387709	-0.013332014	-0.000865447
H95960	SPARC	cysteine-rich (osteonectin)	0.010975498	0.028869053	-0.001013804	-0.002299685	-0.015578558	-0.008915445	-0.005921244	-0.016309961	-0.005900958	-0.015981233	-0.015268273	-0.012288278	0.000307384
AA683077	MAPK1	kinase 1	0.008789894	0.021671737	-0.001391136	-0.003832576	-0.01815233	-0.009392833	-0.009376088	-0.018064092	-0.007346564	-0.019048825	-0.017437251	-0.014647882	-0.003474365
AA490172	COL1A2	collagen, type I, alpha 2	0.007753261	0.020490339	-0.0026315	-0.005293172	-0.005398717	-0.005796136	-0.004346392	-0.012574975	-0.008563509	-0.017948896	-0.015742905	-0.013076211	-0.007119502
NM_000090	COL3A1	(Ehlers-Danlos syndrome	0.007627735	0.021369423	0.002667297	-0.00585012	-0.007638944	-0.003631473	-0.006967062	-0.007633288	-0.004069582	-0.01316649	-0.007655424	-0.005816831	-0.000807278
T98612	COL3A1	(Ehlers-Danlos syndrome	0.005289731	0.022846179	0.000734642	-0.01069527	-0.009776641	-0.005448881	-0.012072128	-0.013240069	-0.008861048	-0.015122452	-0.010564048	-0.012558005	-0.003968844
R62603	COL6A3	collagen, type VI, alpha 3	0.003983361	0.016373905	0.003527112	0.002447825	-0.014210441	-0.006420748	-0.01354994	-0.014321117	0.003188196	-0.014345515	-0.013467119	-0.011787406	-0.009400582
N51018	BGN	biglycan	0.016314772	0.027501761	-0.005597803	-0.000675453	-0.008689241	-0.009369906	-0.00787389	-0.011270017	-0.006691086	-0.007631892	-0.012134106	-0.009698976	-0.006389739
H96738	CDH11	cadherin (osteoblast)	0.011746736	0.022245301	0.000849298	-0.004031301	-0.00740355	-0.003398248	-0.002598892	-0.005833795	-0.003125722	-0.012235911	-0.008427329	-0.008792648	-0.00924205
H38240	THBS2	thrombospondin 2	0.007719957	0.020945721	0.001706747	-0.001735279	-0.013461604	-0.011100154	-0.005777328	-0.010825456	-0.001829818	-0.010398766	-0.003872673	-0.012654432	-0.008441808
T53298	IGFBP7	directed) polypeptide B,	0.026328104	0.026638047	0.009827506	0.003337006	-0.016514275	-0.011216524	-0.007804532	-0.016366252	0.001389457	-0.011278441	-0.015887359	-0.006082871	-0.001911492
AA936799	MMP2	(gelatinase A, 72kDa	0.003867966	0.024559293	9.24043E-05	-0.005074135	-0.009323357	0.00016985	-0.003405257	-0.006387924	0.003927962	-0.010630493	-0.005968702	-0.002467806	0.003099852
AA418674	FBN1	fibrillin 1 (Marfan syndrome)	0.006983033	0.019661817	0.002147313	-0.003719292	-0.006621124	-0.002270426	0.004901706	-0.005062145	-0.003384201	-0.008864521	-0.003914908	-0.009712364	0.003530945
R00859	CTSK	(pycnodysostosis)	-0.003084487	0.028107489	-0.002860141	-0.005559948	-0.008899856	-0.008754433	0.001442559	-0.002824232	-0.00527427	-0.009146846	-0.011831401	-0.004740544	-0.003205451
AA670200	PCOLCE	endopeptidase enhancer	-0.010343113	0.023608795	0.002862073	0.0040376	-0.001794038	-0.010400017	0.000899751	-0.016138704	-0.003755602	-0.00642413	-0.011195801	-0.006763422	0.003141931
AA291259	GPCR150	receptor	0.018385775	0.022525573	0.007817505	0.00483806	-0.018599782	-0.004566047	-0.001422901	-0.00607455	0.007558305	-0.006767587	-0.007209821	0.003765615	-0.005986267
AA487460	DPYSL2	dihydropyrimidinase-like 2	0.024174815	0.008739468	0.009598699	0.010767409	-0.009167426	-0.003069406	0.004161048	-0.004367983	-0.003480827	-0.011855976	-0.007137126	0.000754306	0.005266718
AA134871	FBLN1	fibulin 1	0.022676371	0.019930896	0.013008839	0.003354655	0.002145711	-0.003234148	0.009759464	-0.00600826	0.011643548	0.001862139	-0.004406861	0.005429671	0.010474108
AA045327	OGN	factor, mimecan)	0.025143044	0.025171802	0.025242234	0.00722359	-0.003545259	-0.002002418	0.019018402	-0.004295046	0.014306164	-0.005311764	-0.002889702	-0.000437357	0.00348416
AA486280	TIMP2	metalloproteinase 2	0.004841175	0.007465602	0.008066102	-0.006664375	0.003477771	-0.003341471	0.008549784	-0.006114319	0.009125651	-0.004758864	-0.008993118	0.003318944	0.00434743
AA496022	MFAP4	protein 4	0.016752	0.011512271	0.017290984	-0.003969592	0.001862506	-0.001856786	0.018833067	-0.003541903	0.007529177	-0.00155215	-0.002266932	0.01011175	0.014207717
H64138	H64138	decorin	0.028025678	0.016735262	0.013092947	0.004740499	0.001777379	-0.001055404	0.014807679	-0.0076093	0.013715679	-0.00035366	0.000683109	0.005533874	0.014978495
AA459308	WDR1	stenosis, Williams-Beuren	0.009758359	0.04044172	-0.010314293	0.002757821	-0.00823966	-0.005767716	-0.00107606	-0.016399921	0.001839418	-0.009908301	-0.006254523	-0.004044966	0.001949517
M59906	TIMP1	metalloproteinase 1	0.013030823	0.021826234	0.004945557	-0.010719207	0.000954032	-0.006335552	0.004358502	-0.003156434	-0.006633328	-0.011204103	-0.007318453	-0.026005237	-0.00842716
AF188298	DAB2	mitogen-responsive	0.015708997	0.023342213	0.004435312	-0.008380963	0.001025331	-0.002608779	0.005505248	-0.004559359	-0.011783144	-0.008703421	-0.005633381	-0.022245877	-0.006420602
AA448656	DAB2	mitogen-responsive	-0.006014137	0.019790863	0.006359658	-0.008730808	0.005659174	-0.002217845	0.011462544	-0.000866976	-0.007017149	-0.00524885	-0.003911776	-0.015701125	-0.001372494
W49672	WNT5A	integration site family,	0.003769931	-0.010343099	-0.011240135	0.00379411	-0.008122402	-0.008906515	-0.005918831	0.001443317	-0.00871042	0.001983563	-0.005825304	-0.001480723	-0.004668876
W93040	W93040	ESTs	0.001391427	8.86567E-05	0.008353398	0.001901533	0.008460203	0.005816333	0.017967191	-0.005549371	-0.00189668	0.019041387	0.005045021	-0.019317094	-0.000327649
N74911	POLE3	epsilon 3 (p17 subunit)	-0.00456821	0.002705022	0.0043168	-0.015468834	0.017972587	-0.003880271	0.013266112	0.005721201	0.020712502	-0.005960787	-0.009365626	-0.003806394	-0.010358655
AA211496	HERC1	AP (UBE3A) carboxyl	-0.009679129	-0.010944933	-0.00560851	0.007588255	0.001409102	0.006710907	0.008262331	0.017467457	-0.011403987	-0.003705669	-0.002837655	-0.021634921	-0.016326732
AI979199	MRG15	MORF-related gene 15	0.016210185	0.006048092	0.022138695	0.004959106	0.000118437	0.00027609	0.006682316	-0.003728405	0.013481826	-0.023399156	-0.014378165	-0.001164559	-0.004240149
AA425947	DKK3	(Xenopus laevis)	0.035265845	0.018976102	0.007957488	-0.001867341	-0.018621525	-0.008854958	-0.003860651	-0.019664397	0.004086192	-0.015218853	-0.016654527	-0.002642227	0.004443663
AA412266	LOC56270	hypothetical protein 628	0.013510512	0.009512413	0.008801763	0.003166159	-0.009001009	-0.013620862	0.000601443	-0.014888302	0.007035426	-0.015233627	-0.015476881	0.002382475	-0.003771153
W72596	CXX1	CAAX box 1	0.007629008	0.021060444	0.000296376	0.001645767	-0.008356919	-0.014717464	-0.003498718	-0.006829807	0.024354047	-0.010333757	-0.017060937	0.002847673	-0.004518896
AA664127	FZD1	(Drosophila)	0.021342383	0.009674757	0.020621776	-0.005210599	-0.001091739	-0.004941499	0.007672743	-0.010807587	0.011627214	-0.003180388	-0.001109626	0.00923778	-0.007193569
N70776	FZD1	(Drosophila)	0.017972152	0.005941492	0.022143803	-0.010653666	-0.007074922	0.001406023	0.009797394	0.002023665	0.002658366	-0.01087849	0.00084885	-0.000966767	0.000768697
T77840	DLG5	homolog 5	0.015205293	0.002434933	0.015945584	-0.007139185	0.01456129	-0.000842573	-1.56684E-05	0.001034511	0.012879478	-0.0050551	-0.001331598	-0.007509975	-0.004536754
AA478949	DLG5	homolog 5	0.019022416	-0.004997983	0.018305702	-0.002891007	0.004192953	0.010031855	0.005890166	-0.000574567	0.013084117	-0.002772779	-0.000967834	-0.006067198	-0.001635957

Acc no	Symbol	Name	ab055 CG	ab132 CG	ab144 IM	ab002 CG	ab010 IM	ab084 CG	ab074 IM	ab072 IM	ab035 IM	ab192 CG	ab117 N	ab116 D	ab124 CG
AA496880	RPL5	ribosomal protein L5	-0.011709034	-0.020760259	-0.000991202	-0.021719089	-0.005712362	0.004087672	-0.013174616	-0.010609321	0.000380921	-0.004088305	-0.008414946	-0.015283769	0.005768889
AI675707	RPS7	ribosomal protein S7	-0.016202508	-0.009856748	0.005938895	-0.020226433	-0.016388291	-0.012834938	-0.006910316	-0.016470116	-0.003224492	-0.013911041	-0.016548543	-0.019915533	0.001431078
AW005795	OLFM1	olfactomedin 1	-0.010994955	-0.007449763	0.007467625	-0.008569745	-0.022755689	-0.002523418	0.003916608	-0.005866357	-0.016151534	-0.009236057	-0.017541185	-0.02523007	-0.001881934
AW005693	NFKBIL2	ribosomal protein S7	-0.014168901	-0.001332693	-0.002164309	-0.020089512	-0.013803694	-0.001474888	0.001513786	-0.007943851	0.012240696	-0.016882478	-0.011713444	-0.015249623	0.005362991
R43544	RPL32	ribosomal protein L32	-0.003204272	0.004279783	-0.002431394	-0.005832959	-0.011905109	0.010929714	0.000550816	0.002647442	0.02010808	-0.000401044	0.009564363	-0.002078223	0.006224271
AI688090	RPL22	ribosomal protein L22	-0.015520631	-0.015499741	-0.01260747	-0.015607665	-0.011438229	0.011643994	-0.008601557	0.000178787	0.00232606	-0.005180016	-0.006790351	-0.013961786	-0.013053388
H73727	RPS14	ribosomal protein S14	-0.000626644	0.007183485	0.004590961	-0.015039271	0.004318607	0.007153618	-0.005668785	-0.004000424	0.00313005	-0.005861501	-0.003204857	-0.006863336	-0.001368873
AW071364	FAU	sarcoma virus (FBR-MuSV)	-0.002150852	0.008541136	-0.01550004	0.003463809	-0.003409376	0.005175147	-0.001053009	-0.001704849	0.006181444	-0.008552359	0.003732005	0.001706419	0.007197502
AI936175	RPS20	ribosomal protein S20	-0.011432845	-0.015955906	-0.002926691	-0.011315483	-0.003108653	0.002773743	-0.005756887	-0.000688274	-0.010405621	-0.021045402	0.001975858	-0.007548479	-0.007414681
AW075605	RPL9	ribosomal protein L9	-0.001595273	-0.002961855	-0.001628484	-0.019398339	-0.007674485	0.003378717	-0.003665879	-0.001947734	-0.001060632	-0.009020993	0.00405176	-0.004576577	0.002877935
AI972799	RPL23	ribosomal protein L23	-0.005054949	-0.006706256	-0.010554748	-0.014413343	-0.023669631	0.006952782	0.000853146	-0.003838092	-0.002053615	-0.013134678	0.002658306	-0.00562283	-0.008121835
AA669674	EIF3S6	initiation factor 3, subunit 6	-0.006033722	-0.004864836	-0.010388512	-0.006758889	-0.01262275	-0.00014226	-0.007752338	-0.005055103	0.004358632	-0.016421011	-0.002518782	-0.006009784	-0.005640048
AA633768	RPL24	ribosomal protein L24	-0.003318292	-0.007492634	-0.013414442	-0.009205367	-0.006577361	0.007980872	0.000290642	-0.004823776	0.005503065	-0.012784387	0.003293544	-0.001840067	0.001638514
AA916859	AA916859	Data not found	-0.007071483	-0.002557585	-0.002114607	-0.017138626	0.016922306	0.004503158	0.006069798	-0.000795927	-0.010967515	-0.00116132	-0.003731406	0.001618077	0.0054928
AI023647	AI023647	Data not found	-0.003776311	-0.00395761	-0.002270592	-0.012341187	0.001240057	-0.002123277	0.006086019	-0.00431757	-0.006258412	-0.003218957	0.007576566	-0.008022825	0.003561359
W91881	DNM1L	ribosomal protein L37a	-0.0029776	-0.0122989	-0.00412608	-0.012472865	-0.012842603	0.007323766	-0.003599649	-0.011934818	-0.002154187	-0.012846368	-0.00329093	-0.006301124	-0.01311403
AI611010	RPS10	ribosomal protein S10	-0.011064412	-0.004351883	-0.000498911	-0.018354326	-0.005538946	0.0035571	-0.008922359	-0.009951548	0.007843565	-0.005810454	5.87081E-05	-0.012027058	-0.010596476
AW082973	ELL	leukemia gene)	-0.015611335	0.001364328	0.005531614	-0.018453218	-0.020885817	0.002671089	0.002260328	-0.009523759	0.006280043	0.00163657	0.004167907	-0.011944117	-0.000958746
AW074994	RPS9	ribosomal protein S9	-0.019766598	0.00045221	-0.006984108	-0.018201369	-0.008126713	-0.00080811	-0.00361774	-0.006951572	-0.001971127	0.008747424	0.004539644	0.000604732	-0.01392709
AW073449	RPL29	ribosomal protein L29	-0.008039828	0.002119433	0.000414642	-0.008238777	-0.000324827	0.006525426	0.001554306	-0.00619682	0.006473335	-0.007058501	-0.006114844	-0.009032639	0.000874861
AW074920	RPS12	R3HU12 ribosomal protein	-0.013911944	-0.005550377	-0.005326473	-0.010956628	0.000165583	0.006049114	0.007492838	-0.001642482	-0.001323915	0.000899988	-0.004111686	-0.007752201	0.001184171
W72032	RPS21	ribosomal protein S21	-0.00910804	0.001545238	-0.007859972	-0.014386174	-0.006840667	-0.006911374	-0.002940143	-0.003338987	-0.010855088	-0.017191105	0.000537658	-0.013301832	-0.003381074
AI972898	TBCD	T43482 hypothetical protein	-0.006270768	-0.002705127	-0.008078232	-0.019118995	0.00264041	0.00327958	-0.004446771	0.002590854	-0.005335981	-0.001439136	0.003502451	-0.021800701	-0.00467955
AI972568	RPL36A	ribosomal protein L36A	-0.004979612	-0.007234917	-0.006004804	-0.015878339	0.005489659	-0.000585642	-0.00060375	0.008807251	0.003616321	-0.016677203	0.004535656	-0.010563888	-0.002260363
AA490209	ARPC1A	complex, subunit 1A, 41kDa	0.023213476	0.017627512	0.025325513	0.013277385	0.037221866	0.019142871	0.008380054	0.021085181	0.016134732	-0.001316704	-0.004697245	-0.015746016	-0.011703152
H97778	CDH1	cadherin (epithelial)	0.012081565	0.001002051	0.015400505	0.010103998	0.008804502	-0.008412246	-0.001326718	0.008431681	0.003017904	0.001672662	-0.006338287	-0.003370489	0.001962543
H94471	OCLN	occludin	0.011787365	0.026753581	0.026701792	0.016854429	0.005627044	0.005342386	0.004983356	0.026430227	0.01422762	-0.00302886	-0.005275745	-0.004610628	0.002879831
AA522505	CCNB2	cyclin B2	-0.016893016	-0.011215478	-0.009393874	-0.009593645	0.010645414	-0.011723914	0.004438502	0.002174533	-0.003093419	-0.03173663	0.003440152	-0.013495031	-0.002486144
N93924	RFC4	(activator 1) 4, 37kDa	0.001133726	0.009407848	-0.009238885	-0.001208096	-0.010694544	0.003348476	-0.002592827	0.005402237	-0.009804211	-0.012651924	-0.006239249	-0.0213072	0.011368705
W87751	TIMELESS	(Drosophila)	0.001558188	0.002619353	6.7077E-05	0.006599826	-0.013657924	-0.002367266	-0.007809339	0.006788816	-0.004578283	-0.01021247	0.001961673	-0.006170352	-0.001655031
AA732873	STK18	serine/threonine kinase 18	0.008291634	0.008029933	-0.004758982	-0.005795481	-0.016776542	-0.001147887	-0.005475642	0.007745132	-0.009744976	-0.010805812	0.004429498	-0.01471037	0.001668554
AA426264	MKI67	monoclonal antibody Ki-67	0.010708033	0.007281221	-0.016602789	-0.002028206	-0.005283536	-0.015882515	0.01043582	0.026664087	-0.012880863	-0.013922389	-0.009011025	-0.013413307	0.002111797
AI057325	POLQ	theta	-0.000613502	-0.005999177	-0.01408723	-0.01645345	0.001687287	-0.004993082	-0.011654448	0.002205961	-0.003460393	0.001334149	-0.000793636	-0.008215141	-0.001440812
AA279680	RAP1A	oncogene family	-0.003058594	0.003598114	-0.006523094	-0.004155327	0.000942473	-0.005445502	-0.004036339	0.010956644	-0.007842968	-0.005370223	-0.005349938	-0.016915786	-0.002485304
H94617	RFC3	(activator 1) 3, 38kDa	0.003465154	0.006746567	-0.008510371	-0.010521225	0.001450518	-0.019862869	0.000115189	0.010619337	-0.016563174	0.001603106	-0.00722937	-0.014608222	-0.007241176
N26643	CDK2	cyclin-dependent kinase 2	-0.003482373	0.009807246	-0.013201525	-0.015202978	0.002559991	-0.008066233	-0.005602982	0.010627464	-0.0167772	-0.008906028	0.005722886	-0.024768073	-0.003002129
AA219061	MSH2	cancer, nonpolyposis type 1	0.008355484	-0.003962463	-0.000875359	-0.011354298	-0.001459214	-0.007060226	0.005763887	0.013469646	-0.020487884	-0.008740984	0.002936227	-0.016535894	-0.001646532
AA410394	BAF53A	BAF53	0.003578488	0.005067175	-0.00878304	-0.014858533	-0.002782459	-0.010111936	-0.000485883	0.005559806	-0.003140379	-0.005613755	-0.011531128	-0.011082712	0.001182891
AA452095	SMC4L1	maintenance of	3.0852E-06	-0.001904203	-0.012163782	-0.011386343	-0.007420928	-0.020307904	0.000135865	0.002280049	-0.006297471	-0.010019387	-0.007486627	-0.016420073	0.002139937
W93379	NEK2	a)-related kinase 2	-0.00034113	0.010474452	-0.00313462	-0.000358809	8.25584E-06	-0.015450746	-0.008150593	0.005202525	-0.008490482	-0.004177762	-0.01062717	-0.010874294	0.00050298
AA448659	CDC25B	cell division cycle 25B	-0.008398446	-0.015097857	-0.013116606	-0.000119227	-0.005241429	-0.009846	0.005689866	-0.009695125	-0.002804404	-0.006060459	-0.015747706	-0.02060562	-0.002461926
AA668388	PTAFR	receptor	0.003010826	-0.00786249	-0.015757343	-0.013747232	-0.011741281	-0.007716171	0.007963842	-0.004223501	0.003316089	-0.009215422	-0.003679825	-0.019678843	-0.001870084
R27615	PRKDC	activated, catalytic	-0.0009699	-0.005126441	-0.01484629	-0.009809451	-0.005420391	-0.006749376	0.002879034	0.007829517	-0.003642884	-0.01236857	-0.006914668	-0.013486728	-0.002778456
H87536	COL17A1	collagen, type XVII, alpha 1	-0.003989531	-0.003867057	-0.005683482	-0.00524597	-0.008104751	-0.00534326	0.002713558	0.008559553	-0.006272508	-0.002751615	0.001896776	-0.016071883	0.000263991
H37989	FKBP1A	beta-tubulin mRNA,	-0.003756599	0.004820322	-0.014507439	-0.017854829	-0.003293365	-0.008352171	-0.00398534	0.000706492	-0.008980762	-0.015343103	-0.007418154	-0.018379699	-0.000144461
AA598815	PSMA5	macropain) subunit, alpha	0.00110834	0.005893093	0.005998444	0.006283519	0.001711705	-0.012090065	0.004264762	0.012528657	0.004477707	-0.014843694	-0.003647181	-0.008725667	-0.003902358
N33274	PAICS	ole carboxylase,	-0.001900795	0.001339589	-0.005866917	-0.009221919	-0.002429445	-0.008369306	-0.000639544	0.0104774	-0.003599596	-0.007750737	-0.003404179	-0.012970967	-0.002546735
AA496025	MCM7	maintenance deficient 7 (S.	-0.000618388	0.003891055	-0.009509646	-0.015862308	0.002076632	-0.010685218	0.004817842	0.003679	-0.002969314	-0.010190892	-0.002003433	-0.012187659	-0.006159364
AA456608	MCM3	maintenance deficient 3 (S.	0.003064045	0.003690254	-0.004518672	-0.002868824	-0.002868746	0.002006569	-0.003294455	0.017260283	-0.006777904	-0.011491482	0.000457257	-0.018214654	-0.000421623
AA291398	CHC1	1	-0.001956409	0.001523254	-0.011088507	-0.007094427	0.004908667	-0.010610985	0.002596758	0.011447546	0.002255801	-0.007316952	-0.007898435	-0.024449984	-0.012612839
R16712	ANLN	(scraps homolog,	0.001172092	0.006670825	-0.003432916	-0.006515524	-7.00771E-06	-0.009325787	0.007251135	0.008142407	-0.011666832	-0.009661809	-0.012185144	-0.016227131	-0.010102474
AA400476	KNSL6	centromere-associated	5.44077E-05	0.008249578	-0.001608466	-0.006377115	0.002712569	-0.003287046	-0.000520843	0.010500271	-0.012676187	-0.00831268	-0.009668102	-0.015635326	-0.003407712
AA458994	PMSCL1	autoantigen 1, 75kDa	0.000632648	0.000596928	-0.005702707	-0.005409865	0.000519605	-0.005068787	0.000126535	0.010647636	9.19383E-05	-0.015416317	-0.001387741	-0.014971884	-0.00918727
AI364509	RACGAP1	protein 1	-0.001794049	0.000658228	-0.010659304	-0.013469965	-0.005402417	-0.007440121	0.003598582	0.009539989	-0.001047071	-0.004984058	-0.009150464	-0.015271785	-0.006547853
H63492	STK15	serine/threonine kinase 6	-0.004155387	-0.008363082	-0.010987592	-0.002486681	-0.001973182	-0.004472016	0.007470473	0.002859949	-0.005113212	-0.005968581	-0.004330614	-0.014621085	-0.001338435
R19158	STK15	serine/threonine kinase 6	-0.004835978	-0.005299428	-0.008821177	-0.005632119	4.92581E-06	-0.00495286	0.006425095	0.006812321	0.001993497	-0.005589398	-0.011274336	-0.017563262	-0.008481785
AA464256	DTYMK	(thymidylate kinase)	0.004173343	0.01198235	-0.001534695	-0.004157168	0.006278713	-0.004564101	0.006772824	0.007446359	-0.001326148	-0.007930379	-0.004933075	-0.008022527	-0.000703115
AA279990	TACC3	Data not found	-0.008382048	0.005245681	-0.018701648	-0.010223644	0.001507488	-0.011836981	0.007364155	0.006460744	-0.011405271	-0.003968029	0.00354618	-0.021271234	0.001816245
AA071486	STK12	serine/threonine kinase 12	-0.00046419	0.004712991	-0.011130589	-0.014443524	0.00356175	-0.007304715	-0.002477361	0.008290332	-0.009509828	-0.012398702	-0.007654484	-0.016988643	-5.05613E-05
AA026682	TOP2A	alpha 170kDa	-0.000227428	0.006701169	-0.008455281	-0.005256138	-0.003658897	-0.008981579	0.006252192	0.004822165	-0.011193375	-0.006415445	-0.009488781	-0.012923959	0.001884942

Acc no	Symbol	Name	ab055 CG	ab132 CG	ab144 IM	ab002 CG	ab010 IM	ab084 CG	ab074 IM	ab072 IM	ab035 IM	ab192 CG	ab117 N	ab116 D	ab124 CG
AA504348	TOP2A	alpha 170kDa	0.003949195	0.004150166	-0.012521511	-0.005179409	-0.003688492	-0.012424849	0.004587215	0.010389637	-0.006662943	-0.009721748	-0.008052132	-0.024673023	-0.00380518
AA430504	UBE2C	enzyme E2C	-0.002866954	0.002313421	-0.008718021	-0.00917896	0.001185196	-0.006100991	0.00085366	0.004369297	-0.004147755	-0.005721367	-0.010382541	-0.021811198	-0.00789882
AA457034	MYBL2	oncogene homolog (avian)-	-0.00256064	0.003066131	-0.011006891	-0.00679005	0.001186798	-0.005943137	0.001789396	0.004431274	-0.004507307	-0.006382897	-0.00765012	-0.019158047	0.004345895
AA456878	MYBL2	oncogene homolog (avian)-	-0.00754905	0.002303513	-0.01418173	-0.006042882	0.002535538	-0.012931461	0.004126148	0.001355859	-0.005094052	-0.005258853	-0.00924279	-0.016504848	0.005669943
PM0026	MYB	Data not found	0.003265511	0.004889115	-0.006180821	0.000144727	-0.002874275	-0.0137818	0.003813304	0.014208401	-0.000836102	-0.003553318	-0.004708142	-0.019038291	0.004529736
AA187351	RRM2	polypeptide	0.004582078	0.011653075	-0.006699268	-0.005343327	0.007925031	-0.014181894	0.007177457	0.015531761	-0.003155587	-0.011333078	-0.015627446	-0.026942023	-0.008155162
AA430032	PTTG1	1	0.001916221	0.005689953	-0.015452916	0.003759276	-0.003017828	-0.012163667	0.007434458	0.01116388	-0.006363129	-0.014816289	-0.008827146	-0.025807336	-0.006185468
AA598974	CDC2	and G2 to M	0.00041801	0.00676018	-0.016705089	-0.012006709	-0.002185508	-0.006286854	-0.000354256	0.008355334	-0.005181922	-0.010051425	-0.016851177	-0.02276878	-0.00593439
AA706968	ZWINT	ZW10 interactor	0.003616945	0.005852064	-0.011967426	-0.009628393	-0.003636731	-0.008708692	0.005751762	0.011759841	-0.001379281	-0.00982996	-0.013675478	-0.029823882	-0.017181003
AA629262	PLK	polo-like kinase (Drosophila)	0.006144078	0.002226918	-0.00263346	-0.006100041	-0.003301726	-0.009316872	0.004235634	0.011359505	-0.001830325	-0.010976709	-0.009804357	-0.01859469	-0.007354566
AA449336	PRC1	cytokinesis 1	0.008775124	0.009203055	-0.010443132	-0.006554836	-0.00041461	-0.012481499	0.004124389	0.009144603	-0.005207607	-0.009780962	-0.008532486	-0.020447044	-0.006810533
AA873060	STMN1	stathmin 1/oncoprotein 18	-0.001515083	0.004295856	-0.012883713	-0.008032886	0.00368521	-0.013485141	-0.00158565	0.00770928	-0.011456635	-0.006616053	-0.005483159	-0.020199558	0.000730385
AA774665	CCNB2	cyclin B2	0.000283077	0.007198701	-0.005345536	-0.005140631	0.00783739	-0.012442265	-0.003399176	0.002083612	-0.002181733	-0.004862049	-0.006443629	-0.02057071	0.000646135
AA450265	PCNA	antigen	0.007974855	0.010015258	-0.004859863	-0.006134932	0.001738693	-0.012854472	0.002578092	0.013393214	-0.00055459	-0.020060088	-0.00365803	-0.023175009	-0.009947693
AA933862	CD3E	polypeptide (TiT3 complex)	-0.005498351	-0.002775476	-0.008856033	0.005790532	0.00557393	-0.003641793	0.020837976	0.002258735	-0.005640538	0.000211331	0.027115132	-2.49608E-05	0.012618525
AA055946	CD3D	polypeptide (TiT3 complex)	-0.000512892	0.002262354	-0.015025473	0.016583851	0.000629169	0.00716765	0.021594863	0.018390485	-0.007316889	-0.000180891	0.023714	-0.012768361	0.013013435
AF095742	KLK8	(neuropsin/ovasin)	-0.004364406	-0.004534722	-0.015495137	0.002031335	-0.001281652	0.010392041	0.009564678	0.004910254	-0.012140135	-0.00251449	0.00669084	-0.015406504	0.029699011
AA491302	ICA1	69kDa	-0.011546577	-0.025344617	-0.027939449	0.007322571	-0.006487145	0.011104739	0.011350658	0.001376052	-0.015451335	0.002971775	0.007449343	-0.006972936	0.026288874
N51614	FMNL	formin-like	-0.008350369	-0.015582528	-0.009806569	0.007973885	0.000969332	0.003262454	0.009439419	-0.001086275	-0.017717146	0.004919329	0.020349816	0.007884846	0.039964543
AA991507	SELPLG	selectin P ligand	-0.001361908	0.009849884	-0.015810277	0.003927402	-0.004768477	0.001670706	0.013046457	0.005097149	-0.006699626	-0.006958695	0.007997193	9.64668E-05	0.017999125
AA406585	LAPTM5	multispanning membrane	-0.002372663	-0.005330344	-0.01553619	0.007682078	-0.011683026	0.004676063	0.007657257	0.000727914	-0.002387258	-0.002813463	0.013179116	-0.004421836	0.027490296
AA463492	CYBB	polypeptide (chronic	-0.001341906	0.002017555	-0.016956593	0.00933291	-0.011245191	-0.004000624	0.002096799	8.15576E-05	-0.005584352	-0.007950868	0.005673053	0.000596677	0.038552462
AA451863	PP15	CD4 antigen (p55)	-0.010590185	-0.003377132	-0.017025341	0.005041921	-0.009778588	-0.002407129	0.005635293	-0.000991014	-0.000263524	-0.00188361	0.005829059	-0.000312275	0.020758821
AA043790	AA043790	FLJ14296 fis, clone	-0.000334346	0.002412238	-0.010205654	0.002033608	-0.009335329	0.002933041	0.000459582	0.018397815	-0.00279774	-0.000880307	0.009649204	0.004432139	0.026653561
AA476285	PP15	CD4 antigen (p55)	-0.006318125	0.003702872	-0.012396706	0.009605142	-0.007589058	0.008670767	0.007136686	-0.000967432	0.00900934	-0.003421292	-0.001712256	0.005574267	0.027524885
H05820	MRPL3	protein L3	0.009422227	-0.003298722	-0.006473261	0.031454919	0.003806881	0.006556555	0.027828087	0.011622379	-0.005526287	-0.00137925	0.031635794	0.021999693	0.046502263
AA490846	AA490846	CD49D, alpha 4 subunit of	0.006070321	0.000422611	-0.01734192	0.001591081	0.000478542	0.007013616	0.019263602	0.011553428	-0.007384146	-0.002396694	0.00561309	-0.005639667	0.029583015
T64192	T64192	T cell receptor beta locus	-0.0067539	-0.0065003	-0.005294326	0.021360855	0.004306437	0.015818254	0.02022597	0.002364861	-0.001621751	0.005213618	0.025105041	-0.002034932	0.021283762
R38343	PTPRG	phosphatase, receptor type,	-0.004767232	-0.010952589	-0.015654138	0.000650336	-0.001584762	-0.001410527	0.005986658	0.006812418	-0.010757856	-0.004490656	0.013841764	-0.001932188	0.027984381
AA417600	RAB18	oncogene family	-0.001976572	-0.009609572	-0.013826039	0.011063257	0.001054707	0.02193485	0.019456625	0.010268029	0.003879872	0.005965488	0.010650656	0.0062575	0.039133363
N91921	TRB@	T cell receptor beta locus	-0.002837	-0.00287977	-0.012124892	0.016930296	0.001082563	0.011519998	0.022792387	0.006366979	-0.003688856	0.001998787	0.029944597	0.002977652	0.019606693
AA938345	AA938345	cDNA DKFZp564N1116	-0.008734563	-0.000663799	-0.013895701	0.007004161	0.004841096	0.010994783	0.009785299	0.008881054	-0.00736691	-0.002284072	0.021692521	-0.007903317	0.040353173
H74265	PTPRC	phosphatase, receptor type,	-0.005366062	-0.008762151	-0.012471157	0.009222723	-0.004141469	0.001089049	0.021447129	0.007699951	-0.004431269	0.003119868	0.02175284	0.001701377	0.028499215
AA424575	HCLS1	Lyn substrate 1	-0.005562067	-0.005435934	-0.016573709	0.003698247	0.000197756	0.010392775	0.02073937	0.001660564	-0.007608915	0.003521228	0.032892444	0.008159054	0.037930288
AA487426	ARHGDIB	inhibitor (GDI) beta	-0.008611371	-0.003742841	-0.015662392	0.006546128	-0.000269378	0.011801956	0.019015212	0.005033433	-0.00550812	0.000506858	0.023434036	-0.0040848	0.030925558
AA132090	CD53	CD53 antigen	-0.005059149	-0.000973038	-0.01762868	0.004738593	-0.003855759	0.00861933	0.013464744	0.005668178	-0.009936371	0.000108949	0.024034156	0.005499011	0.036788714
AA521232	HSPC022	HSPC022 protein	-0.001220189	-0.001723432	-0.013929404	0.009979927	0.007962051	0.005754905	0.017955019	0.016486124	-0.003116022	-0.001275677	0.033723736	0.008243037	0.035562503
AA410896	C6orf9	reading frame 9	-0.005959109	9.80876E-05	-0.013068705	0.006365155	-0.004859619	0.005672212	0.013457244	0.007942392	-0.007982775	0.000124656	0.015878273	-0.005246517	0.041082215
AA437226	IL10RA	alpha	0.002097791	-0.006647529	-0.02072153	0.007159482	-0.005807575	0.019964683	0.027018733	0.00977338	-0.002868692	0.006148838	0.022007857	0.001915346	0.038757799
AI311932	GMFG	gamma	0.004352576	-0.005805885	-0.02289439	0.006444883	-0.003109764	-0.004466651	0.016912486	0.008567928	-0.009651407	0.003761446	0.019119551	0.003289179	0.031399516
AA668726	HEM1	hematopoietic protein 1	-0.006902028	-0.002677188	-0.016583784	0.003053951	-0.003893416	-0.010831394	0.013864534	0.007613647	-0.003959205	0.001100354	0.011837339	0.003122132	0.040192026
AA458472	HLA-DQB1	complex, class II, DQ beta 1	-0.004530295	-0.012283096	-0.005841982	0.00679724	0.008543603	0.016591812	0.016405721	0.011657041	-0.000540289	0.004097447	0.01279732	0.007005669	0.024653696
T60048	ACTG2	muscle, enteric	0.004868375	-0.00316353	-0.003443332	-0.006512577	-0.001442544	-0.00431587	-0.006113998	-0.005618947	8.34613E-05	0.008090464	-0.011449264	0.001456658	-0.00361507
AA455925	FHL1	1	-5.07558E-06	0.004487275	0.004459654	-0.009846478	-0.008109568	0.000133241	-0.009676795	-0.005822733	-0.000218836	0.005461628	0.001568042	0.014539646	0.002186458
R38635	KIAA1005	KIAA1005 protein	-0.006830639	0.00042857	-0.005676979	-0.009968654	-0.007124595	-0.000934943	-0.011918734	-0.008237627	-0.000610289	0.001387931	-0.006098785	0.008150109	-0.005979229
AA427940	PLN	phospholamban	0.000237246	-0.004572846	-0.004605946	-0.009577699	-0.002136852	-0.003020042	-0.007703836	-0.008400175	0.000764923	0.000303931	0.008713501	0.015529212	0.000253669
AA441933	LMOD1	muscle)	-0.00250679	0.001441626	0.003206317	-0.00640444	-0.00652742	2.69027E-05	-0.004425904	-0.007471358	0.001518661	0.004442594	0.007098844	0.014022091	-0.00321211
R60711	KIAA1091	RAB6 interacting protein 1	-0.000621817	-0.003327737	-0.001136274	-0.007673179	-0.008504897	-0.012351481	-0.005877966	-0.007785782	-0.002133322	0.009940925	-0.002513581	0.014676714	-0.012500054
AW009647	FLNC	binding protein 280)	-0.000363864	-0.005537825	-0.001838324	-0.006236341	-0.003563207	-0.003238855	-0.007375778	-0.00921775	-0.00066136	0.013754402	-0.004899698	0.014708339	-0.005973952
AA126989	MYH11	11, smooth muscle	0.001460327	-0.005960682	-0.0018385	-0.007572078	-0.005924369	-0.000586816	-0.008510692	-0.005444001	0.000928199	0.000308996	-0.001093472	0.020656772	-0.005129204
AI668906	TAGLN	transgelin	-0.001764372	-0.001968948	-0.002579389	-0.012687913	-0.010792541	-0.004413772	-0.013564908	-0.009262787	-0.006262973	0.011236715	-0.003045279	0.009851466	-0.009488387
AA398400	CNN1	muscle	0.002695205	-0.002652057	-0.000400331	-0.009454678	-0.006028658	-0.00021442	-0.005752496	-0.00729133	-0.002046926	0.01237402	-0.002044675	0.019672719	-0.005872053
AA477400	TPM2	tropomyosin 2 (beta)	-0.000181282	-0.005676486	-0.003945278	-0.011476901	-0.009514421	-0.003892492	-0.009815788	-0.011274554	-0.003862956	0.008686487	-0.004448146	0.016782961	-0.005239675
AA877166	MYL9	regulatory	0.00012022	-0.003183062	-0.009560826	-0.01059165	-0.008268861	-0.000577297	-0.012372554	-0.009823526	-0.001184475	0.008144626	-0.005784448	0.019055186	-0.010076269
AA487193	SFRP4	protein 4	0.005125111	0.003659659	-0.006725658	-0.004718787	-0.004752297	-0.000349274	-0.003520712	-0.005534647	-0.004011642	0.005942192	-0.005670752	-0.007606038	-0.002678329
R75635	COL5A1	collagen, type V, alpha 1	0.00615894	-0.005669289	-0.008798845	-0.010190497	-0.005729453	0.001443735	-0.010149854	-0.003981136	-0.01171927	0.008618751	-0.011532417	-0.003845183	-0.011546872
AA136983	CDH11	cadherin (osteoblast)	-0.001735475	-0.009538308	-0.008013522	-0.007636023	-0.002038281	-0.002185057	-0.010454623	-0.002382328	-0.004418342	0.005672213	-0.005560671	-0.009326888	-0.005483745
R36989	E2IG4	estradiol-induced	-0.005986346	-0.005642572	-0.010314305	-0.006842132	-0.006389547	-0.00513794	-0.004520014	-0.005579822	-0.006302734	0.004048518	-0.003518948	-0.003514594	-7.60485E-06
AI684973	AI684973	matrix protein	-0.002618244	-0.003443549	-0.011550006	-0.003088153	-0.001671043	-0.001357853	-0.007305578	-0.008259523	-0.006915901	0.007270572	-0.009474505	-0.002999807	0.001320317
R56211	PDGFRB	EST	-0.011858434	-0.013412738	-0.016814027	-0.015234473	-0.014768241	-0.001043626	-0.015166585	-0.015210956	-0.014939852	0.015701727	-0.006087386	-0.010206267	-0.00610156

Acc no	Symbol	Name	ab055 CG	ab132 CG	ab144 IM	ab002 CG	ab010 IM	ab084 CG	ab074 IM	ab072 IM	ab035 IM	ab192 CG	ab117 N	ab116 D	ab124 CG
EW74	EW74	Data not found	-0.003385129	0.006366539	-0.009736031	-0.006967991	-0.007800378	-0.005317397	-0.008619534	-0.009551274	-0.008807904	0.004351523	-0.008926312	-0.011089652	-0.009256654
N67487	MFAP2	protein 2	-0.003914207	-0.002883977	-0.007149536	-0.012018263	-0.010520783	-0.00637095	-0.008691578	-0.00720952	-0.010900591	0.002001568	-0.010550585	-0.007907713	-0.004229575
AA496283	THY1	Thy-1 cell surface antigen	0.000624473	0.000152404	-0.014736998	-0.013728975	-0.010144913	-0.003175461	-0.012036364	-0.015449517	-0.010676029	0.006028744	-0.022228884	-0.018476466	-0.022657607
AA447781	LUM	lumican	0.006746531	0.004821654	-0.011766442	-0.008435117	-0.007750446	0.00347036	-0.011177167	-0.007010591	-0.004732087	0.006605356	-0.016510734	-0.011647341	-0.013064788
H95960	SPARC	cysteine-rich (osteonectin)	-0.001523536	0.003143647	-0.010336763	-0.01030075	-0.016467495	-0.000471937	-0.010721806	-0.012866915	-0.010463415	0.011680431	-0.009997521	-0.012014692	-0.009221089
AA683077	MAPK1	kinase 1	-0.002640026	0.000124109	-0.015101572	-0.014845844	-0.011849538	0.003228537	-0.015419112	-0.016445088	-0.015736587	0.011590824	-0.01228219	-0.013829098	-0.010579966
AA490172	COL1A2	collagen, type I, alpha 2	-0.00053058	-0.0046997	-0.011018933	-0.00499698	-0.0062625	0.002087001	-0.012314272	-0.021210898	-0.014971112	0.015050606	-0.012823218	-0.012818198	-0.009014156
NM_000090	COL3A1	(Ehlers-Danlos syndrome	0.006297625	0.001341089	-0.006529972	-0.001054269	-0.005839879	-0.001096931	-0.002454479	-0.007991121	-0.003425505	0.011177364	-0.01005971	-0.003982366	-0.004781302
T98612	COL3A1	(Ehlers-Danlos syndrome	0.002148394	-0.001630066	-0.011152723	-0.002167999	-0.01315188	-0.000564336	-0.007190395	-0.015807726	-0.009811646	0.011312664	-0.014618288	-0.011161617	-0.007428546
R62603	COL6A3	collagen, type VI, alpha 3	-0.006393302	-0.011708377	-0.016841576	-0.013649558	-0.009338875	-0.002885303	-0.013612834	-0.01703769	-0.010847411	0.008248633	-0.014009551	-0.008295511	-0.009673586
N51018	BGN	biglycan	-0.005140419	-0.005330594	-0.01167016	-0.006566179	-0.007276305	-0.006403407	-0.006994228	-0.011004457	-0.008817676	0.010241863	-0.008310047	-0.00895105	-0.009163464
H96738	CDH11	cadherin (osteoblast)	-0.005888079	-0.006208409	-0.012947532	-0.005054348	-0.008446621	-0.006480908	-0.00659549	-0.008870657	-0.006778233	0.00840071	-0.006921377	-0.007509411	-0.000906358
H38240	THBS2	thrombospondin 2	-0.002760197	-0.002942686	-0.007264192	-0.01493813	-0.009099879	-0.004660012	-0.013176305	-0.013697612	-0.005819786	0.005819414	-0.012543665	-0.012429641	-0.008595281
T53298	IGFBP7	directed) polypeptide B,	0.004364307	0.000738472	-0.0102853	-0.012311687	-0.014085564	0.003665179	-0.005138491	-0.016923517	-0.007744191	0.001135247	-0.001939014	-0.004311841	-0.009886672
AA936799	MMP2	(gelatinase A, 72kDa	0.003569344	-0.001751781	-0.00964214	-0.011217088	-0.005316943	0.011807146	-0.001655009	-0.011098435	-0.00016924	0.013173312	-0.004760831	-0.000223775	0.001180221
AA418674	FBN1	fibrillin 1 (Marfan syndrome)	0.01000825	0.012410012	-0.004459416	-0.009268317	-0.010204447	-0.001788495	-0.011344566	-0.011684986	-0.000554651	0.007695169	-0.013727789	-0.012439345	0.001289768
R00859	CTSK	(pycnodysostosis)	-0.002561796	0.003257279	-0.009113578	-0.004078415	-0.006983126	-0.001928215	-0.005470293	-0.008263644	-0.00965615	0.014052494	0.000246667	-0.000927076	0.003670079
AA670200	PCOLCE	endopeptidase enhancer	0.003333734	0.002256428	-0.009082768	-0.010964139	-0.003212266	0.007082775	-0.005049094	-0.012281051	-0.008791335	0.018076161	0.000441085	-0.002104544	-0.006936167
AA291259	GPCR150	receptor	-0.000538987	-0.002866133	-0.010020098	-0.014934508	-0.010328998	0.006570288	-0.011252448	-0.006606997	-0.00737074	0.004872809	-0.00035415	-0.004875797	-0.003441695
AA487460	DPYSL2	dihydropyrimidinase-like 2	-0.008856909	0.00227492	-0.012018627	-0.00669689	-0.009043367	0.007039142	-0.018224504	-0.005742717	-0.003503635	0.007864996	-0.007749542	-0.004969972	-0.005011726
AA134871	FBLN1	fibulin 1	0.004434487	0.010059869	-0.000788229	-0.012574174	-0.006497256	0.011345958	-0.000695043	-0.006522919	-0.010021533	0.020369862	0.009366656	0.006041077	-0.003338579
AA045327	OGN	factor, mimecan)	0.001903728	0.013230817	-0.001340617	0.000564312	-0.003160672	0.001427818	-0.009874388	-0.005291919	-0.009782791	0.026592877	0.001233018	0.002727432	-0.004724435
AA486280	TIMP2	metalloproteinase 2	0.002560435	0.000286056	-0.001276967	-0.01184179	-0.016505042	-0.00769293	-0.020739211	-0.007774484	-0.000541378	0.010454464	-0.00564989	0.001781347	-1.63137E-05
AA496022	MFAP4	protein 4	0.006712276	0.00899795	0.001660056	-0.006405822	-0.006851915	0.007512895	-0.005199766	0.002111554	0.007790177	0.00255549	0.007670309	0.008960147	0.000365991
H64138	H64138	decorin	0.009844572	0.014950885	0.005830888	-0.011475564	-0.01277662	0.014463501	-0.012990641	-0.000846464	-0.00378909	0.008721724	0.006642802	0.001659217	0.002538955
AA459308	WDR1	stenosis, Williams-Beuren	-0.004606782	0.012233106	-0.008270613	-0.020095848	-0.007379292	-0.010556293	-0.011261361	-0.011471388	-0.010176526	0.023153157	-0.00797191	0.001713021	0.002508109
M59906	TIMP1	metalloproteinase 1	0.004002902	0.010756109	-0.002624322	0.000276489	0.003612448	0.005080173	-0.002480655	0.000628765	0.000359869	0.00950316	-0.00799692	-0.001052783	0.010112581
AF188298	DAB2	mitogen-responsive	0.005872404	0.011485216	-0.015131013	-0.0049947	-0.009418467	0.007540491	-0.001673537	0.002924999	0.004337891	0.009505256	-0.000312602	-0.006087325	0.006008309
AA448656	DAB2	mitogen-responsive	0.006860151	0.00908531	-0.011707409	0.003728066	-0.008469106	0.005439486	-0.001447257	0.001591591	-0.001857217	0.006180415	-0.00640702	-0.005804253	0.01105038
W49672	WNT5A	integration site family,	0.0080672	-0.005834876	-0.008826365	-0.005356241	-0.003049453	-0.02368169	-0.001014134	-0.014301748	0.001140133	-0.003068843	-0.016272465	-0.014311881	-0.002761301
W93040	W93040	ESTs	0.001704961	0.004763727	2.29421E-05	-7.00928E-05	-0.018193111	-0.011789911	0.004238688	-0.001818977	-0.006365925	-0.014868622	-0.021189968	-0.013635143	-0.001524579
N74911	POLE3	epsilon 3 (p17 subunit)	-0.006560991	0.002097737	-0.010715636	-0.009698858	-0.003293064	-0.002498188	-0.01316542	-0.019692567	-0.000199524	-0.021618551	-0.027915113	0.000399867	0.000609988
AA211496	HERC1	AP (UBE3A) carboxyl	-0.009852852	-0.007040161	-0.009836397	0.005499095	-0.012176091	-0.014554044	-0.007550553	0.001924539	-0.000797077	-0.010337724	-0.016853956	-0.007023362	-0.009312718
AI979199	MRG15	MORF-related gene 15	-0.00299824	0.006456382	0.001447092	-0.010192183	-0.010918793	-0.011016499	-0.001712637	0.007762081	-0.005115107	0.00469273	-0.011146265	-0.00391668	0.002993574
AA425947	DKK3	(Xenopus laevis)	0.005889027	0.001103446	-0.009064499	0.004059407	0.004902917	0.002851949	-0.00116424	-0.017586786	-0.013934449	0.014227905	-0.017786646	-0.013198222	-0.019561281
AA412266	LOC56270	hypothetical protein 628	0.013832906	0.000236251	-0.000861496	-0.006631898	-0.009244167	0.002933869	-0.016266819	-0.014378169	-0.002150963	0.003962936	-0.011881587	0.004416654	-0.007228706
W72596	CXX1	CAAX box 1	-0.004396652	-0.004584235	-0.007092893	-0.002161903	-0.015528398	-0.001901952	-0.012184355	-0.016111978	-0.012640068	0.014360634	-0.001626437	0.004506148	-0.001578992
AA664127	FZD1	(Drosophila)	0.004129103	0.006842992	0.000485563	-0.002522076	-0.000396573	-0.012048605	-0.010082767	0.000219699	0.006756624	0.000126245	-0.003116781	0.004016224	-0.011441712
N70776	FZD1	(Drosophila)	0.010288109	0.008906535	0.007660102	0.00935469	6.75019E-05	-0.002961474	-0.007174237	-0.005288048	-0.003074903	-0.007235098	-0.009293479	0.002597997	-0.009492769
T77840	DLG5	homolog 5	-0.006783909	-0.014440312	0.005250972	-0.004093466	0.002814298	-0.00495647	-0.00294949	-0.012775312	-0.008165342	-0.001643488	-0.020015851	-0.006240822	-0.006326128
AA478949	DLG5	homolog 5	0.001601423	-0.007989494	0.006327682	0.002345003	-0.003276535	-0.012851589	-0.014644272	0.007943036	-0.005888849	-0.010131237	-0.009531496	0.003843059	-0.008210531

Acc no	Symbol	Name	ab147 N	ab164 IM	ab040 N	ab149 N	ab135 CG	ab190 CG	ab139 N	ab201 CG	ab202 CG	ab204 CG	ab086 CG	ab099 CG	ab094 CG
AA496880	RPL5	ribosomal protein L5	0.013993821	0.016919269	0.020714205	0.013014991	0.010864016	0.01179169	0.029096692	0.011911194	0.005410126	-0.003450102	-0.003046591	-0.003510103	0.009992417
AI675707	RPS7	ribosomal protein S7	0.003157039	0.008763011	0.008175345	-0.005903868	-0.007136974	-0.005311938	0.020122658	-0.000702832	-0.001289612	-0.008319773	0.002813461	-0.013200649	0.009482124
AW005795	OLFM1	olfactomedin 1	-1.29457E-11	0.014927502	0.003096095	-0.005074935	-0.001082508	0.003204462	0.023865785	0.007566565	-0.012067676	0.000885373	-0.007460075	-0.001144894	-0.000862122
AW005693	NFKBIL2	ribosomal protein S7	0.008512921	0.013549501	0.014176642	-0.000128473	-0.000143079	-2.79212E-05	0.03067058	-0.001551907	-0.001411638	0.001930784	-0.002034174	-0.005798685	-0.000182778
R43544	RPL32	ribosomal protein L32	0.004351501	0.017785823	0.009800663	0.006135825	-0.013448126	-0.000937489	0.044203983	0.008583005	0.015071947	-0.00042249	0.012356665	-0.0045235	0.00651165
AI688090	RPL22	ribosomal protein L22	0.013052851	0.015001042	0.012571666	0.010317915	0.012016763	0.008070273	0.032664691	0.00341899	0.01032756	0.001997255	-0.000980248	-0.008940437	0.006772492
H73727	RPS14	ribosomal protein S14	0.01532606	0.022798204	0.007117308	0.007652971	0.000177276	0.014530404	0.031411238	0.011601557	0.004367823	-0.009405019	0.002562266	-0.008511735	0.003228975
AW071364	FAU	sarcoma virus (FBR-MuSV)	0.010799359	0.023595743	0.017803498	0.011294651	0.010053147	0.017960591	0.042606992	0.015304038	0.004724155	0.00178329	0.005612005	-0.002834813	-0.002850305
AI936175	RPS20	ribosomal protein S20	0.004144672	0.018271888	0.015546195	0.005948613	0.004514664	0.001799659	0.024111429	0.00669965	-0.000756966	-0.007434918	0.005675412	-0.00296826	0.009114672
AW075605	RPL9	ribosomal protein L9	0.013567107	0.015701873	0.014467273	0.00489624	0.009488333	-0.003436871	0.028789884	9.67607E-05	0.00547676	-0.002132841	0.009974538	0.002268644	-2.88313E-05
AI972799	RPL23	ribosomal protein L23	0.005824966	0.011766589	0.005154157	0.005163937	0.013161663	-0.002699871	0.030999666	-0.002876325	-0.013925578	-0.012944674	0.012668611	-0.009149832	-0.000471219
AA669674	EIF3S6	initiation factor 3, subunit 6	0.005794754	0.011185206	0.003570643	0.004525698	0.009985121	-0.000267494	0.031969818	-0.003452671	-0.013274751	-0.007480075	0.001365378	-0.004256867	0.006728273
AA633768	RPL24	ribosomal protein L24	0.011637201	0.01687507	0.014514524	0.005600965	0.004716156	-0.002984401	0.03267179	0.012683463	0.003294046	0.000774503	0.003819763	-0.000406287	0.010285251
AA916859	AA916859	Data not found	0.003782983	0.017340853	0.032159057	0.013001041	0.004456674	0.007615022	0.031792825	0.01417802	0.014436805	0.010726558	0.016825855	0.008221312	-0.000850592
AI023647	AI023647	Data not found	0.00778439	0.01251304	0.018310465	0.006452164	0.000463685	0.01034498	0.038530661	0.018856864	0.013102524	0.010285783	0.015997533	-0.00841681	0.018173975
W91881	DNM1L	ribosomal protein L37a	0.016514355	0.014313493	0.012090096	0.002780174	0.013898509	-0.000772998	0.034641109	-0.00076855	-0.002147801	-0.007918563	0.009049625	-0.005376251	0.006935778
AI611010	RPS10	ribosomal protein S10	0.010202089	0.018882432	0.019707782	0.000545135	0.006365911	0.006243786	0.035420834	0.002674828	0.00721924	0.000373182	0.003921681	-0.010556385	0.003285259
AW082973	ELL	leukemia gene)	0.006150407	0.000918324	0.021546347	0.00791188	-0.001544233	0.003577267	0.04818788	-0.00252167	0.00785682	0.002449732	0.013691462	-0.008985179	0.005214295
AW074994	RPS9	ribosomal protein S9	0.009990942	0.003411058	0.02372763	0.011653631	0.004146468	0.002011534	0.044211414	-0.00970107	0.016476901	0.015167147	0.01244596	-0.017827547	0.015254332
AW073449	RPL29	ribosomal protein L29	0.006886433	0.012787253	0.002702203	-0.001454988	0.00207994	0.00908013	0.042712385	0.00951245	0.00400172	0.001437823	0.002003927	-0.006003194	0.006274773
AW074920	RPS12	R3HU12 ribosomal protein	0.010022598	0.022306607	0.017064715	-0.000260775	-0.00331081	0.01468542	0.043871295	0.002430279	0.005374618	-0.004041306	0.000936409	-0.011041937	0.002911842
W72032	RPS21	ribosomal protein S21	0.003499824	0.008458281	0.005750846	-0.002209192	-0.011841374	0.001381945	0.031452388	0.000590501	-0.002611229	-0.006403294	0.001107009	-0.008047403	-0.001838359
AI972898	TBCD	T43482 hypothetical protein	0.004743031	0.013780599	0.015156897	-0.000667732	-0.000962573	0.009416614	0.039101847	0.006876798	0.012925936	-0.000621475	0.012827002	0.005539953	0.008203801
AI972568	RPL36A	ribosomal protein L36A	0.002631041	0.013533365	0.011442513	-0.000915546	-0.007225613	0.001466273	0.040351774	-0.003548332	0.000163656	-0.009993501	0.006499885	0.001165588	0.003183075
AA490209	ARPC1A	complex, subunit 1A, 41kDa	-0.009297103	0.000137836	0.013448321	-0.012313042	-0.005342777	0.000664881	-0.000893337	-0.001200367	0.001194896	-0.003786892	0.006372457	0.018120241	-0.006352775
H97778	CDH1	cadherin (epithelial)	-0.000399189	-0.004614314	-0.005467753	-0.009282001	-0.015928672	0.000704853	-0.004460657	0.002274268	0.004487412	-0.000537632	0.003809202	-0.000505633	-0.001965859
H94471	OCLN	occludin	-0.003453527	-0.00654582	-0.000583226	-0.01052039	-0.019881994	0.007232392	-0.002426897	0.009669381	-0.001352045	0.005789866	0.007286837	0.013121318	-0.010804046
AA522505	CCNB2	cyclin B2	-0.008066328	0.010276095	0.00389726	-0.012339217	-0.019241631	3.92394E-05	-0.008717692	-0.019107985	-0.009181831	-0.015213699	-0.004832206	-0.011473396	-0.015509814
N93924	RFC4	(activator 1) 4, 37kDa	-0.012525321	-0.002088989	-0.008747671	0.005072847	-0.005393163	0.00319231	0.007721586	-0.010994531	-0.012334966	-0.022237232	-0.019074374	-0.00907591	-0.01363417
W87751	TIMELESS	(Drosophila)	-0.014862058	-0.0087248	0.001314982	-0.014630991	-0.001433498	0.002678772	-0.004610543	-0.006922256	-0.005239375	-0.006325107	-0.007478415	-0.002726545	-0.013834125
AA732873	STK18	serine/threonine kinase 18	-0.015545906	-0.010976957	-0.004218536	-0.011631976	-0.008979669	-5.39117E-05	0.001161421	-0.011064417	-0.005214441	-0.016841215	-0.012476494	-0.012198695	-0.003048403
AA426264	MKI67	monoclonal antibody Ki-67	-0.012999844	-0.005153584	-0.002125204	-0.015083327	-0.013741208	0.006767688	-0.017808802	-0.011546441	-0.000962206	-0.021951434	-0.001506464	-0.018244119	-0.002963206
AI057325	POLQ	theta	-0.012158967	-0.002502858	-0.006180776	-0.006022244	-0.011960547	0.00706613	-0.006735723	-0.01395827	-0.007786309	-0.004402582	-0.018457593	-0.014442014	-0.004401406
AA279680	RAP1A	oncogene family	-0.009687715	-0.006196887	-0.010396345	-0.007875783	-0.017648049	-0.001928561	-0.006539264	-0.003271599	-0.003527966	-0.010335147	-0.013115752	-0.000429733	-0.002038937
H94617	RFC3	(activator 1) 3, 38kDa	-0.010449822	-0.003795119	-0.009909112	-0.004404965	-0.010011788	-0.003509742	-0.003431655	-0.008165404	-0.00786559	-0.01008785	-0.012766999	-0.011703193	-0.002271995
N26643	CDK2	cyclin-dependent kinase 2	-0.016921669	-0.003354017	-0.001275382	-0.001170679	-0.013246727	-0.010799339	-0.002383508	-0.001660364	-0.003250851	-0.01046258	-0.01706539	-0.007434207	-0.0048248
AA219061	MSH2	cancer, nonpolyposis type 1	-0.011032993	-0.003559858	-0.008466406	-0.0047657	-0.001830672	-0.003309361	0.000168457	-0.004617155	-0.018449467	-0.012734811	-0.013986015	-0.006821961	-0.006435949
AA410394	BAF53A	BAF53	-0.013309138	-0.006376931	-0.010513547	-0.005684012	-0.01038734	0.000703241	-0.005291229	-0.002210712	-0.013508977	-0.003747643	-0.006971117	-0.008040966	-0.002253852
AA452095	SMC4L1	maintenance of	-0.011039451	-0.01014055	-0.007037362	-0.013376117	-0.01177454	0.005434736	-0.002245922	-0.000505412	-0.008359702	-0.007212749	-0.001505468	-0.017053086	-0.001651345
W93379	NEK2	a)-related kinase 2	-0.007943563	-0.000978904	-0.00578262	-0.003784019	-0.009408578	-0.008345782	-0.004897688	-0.010559763	-0.001664861	-0.006104117	-0.000301876	-0.008137431	-0.007075299
AA448659	CDC25B	cell division cycle 25B	-0.015216289	-0.010001672	-0.001852699	-0.001832495	-0.003413269	-0.007265643	-0.004898993	-0.011662302	-0.004513439	-0.021689773	-0.011573461	-0.014579771	-0.009277192
AA668388	PTAFR	receptor	-0.007494451	-0.005305045	-0.001947101	-0.017078612	-0.0142549	0.000714165	-0.000517578	-0.011589267	-0.004628641	-0.014403105	-0.013297279	-0.014534941	-0.012472799
R27615	PRKDC	activated, catalytic	-0.009558327	-0.01117038	-0.005857491	-0.007077349	-0.008992947	-0.002960882	-0.006924213	-0.015413817	-0.010584921	-0.013571612	-0.011952124	-0.009432291	-0.014164293
H87536	COL17A1	collagen, type XVII, alpha 1	-0.006560259	-0.013286122	-0.002621603	-0.005316985	-0.00933168	-0.005777557	-0.003795075	-0.009417682	-0.006198952	-0.00724599	-0.010019159	-0.00865357	-0.009093072
H37989	FKBP1A	beta-tubulin mRNA,	-0.003915153	-0.010101175	-0.003863597	-0.003525022	-0.002785445	-0.005299877	-0.004629614	-0.013218823	-0.018006862	-0.024960422	-0.013215331	-0.016946542	-0.011161801
AA598815	PSMA5	macropain) subunit, alpha	-0.021069847	-0.017114554	-0.010199737	-0.013236266	-0.020637272	0.001900014	-0.007829022	-0.010391139	-0.006911965	-0.011196242	-0.01416943	-0.016322863	-0.017516685
N33274	PAICS	ole carboxylase,	-0.010688664	-0.003636062	-0.005490528	-0.011084536	-0.013932739	-0.004639517	-0.003372938	-0.007617978	-0.006619406	-0.00822482	-0.009554579	-0.010735316	-0.011975105
AA496025	MCM7	maintenance deficient 7 (S.	-0.013462609	-0.005761185	-0.000829429	-0.006616124	-0.008560157	0.005664437	0.007760392	-0.008335054	-0.005582169	-0.013090076	-0.008830452	-0.009374325	-0.009089263
AA456608	MCM3	maintenance deficient 3 (S.	-0.003595968	-0.004131064	-0.004657821	-0.007497293	-0.007499277	0.007313327	-0.003829202	-0.015593229	-0.012176775	-0.014845341	-0.009424703	-0.003452594	-0.016125993
AA291398	CHC1	1	-0.007093485	-0.01482454	0.003234097	-0.018458788	-0.011025077	-0.008800076	-0.001254418	-0.024886685	-0.0102264	-0.019768621	-0.012146671	-0.012909611	-0.012823921
R16712	ANLN	(scraps homolog,	-0.014178238	-0.011248724	-0.0047239	-0.01170993	-0.010268617	-0.005900966	-0.011030656	-0.008420851	-0.010078894	-0.013619026	-0.009875086	-0.01068556	-0.007553296
AA400476	KNSL6	centromere-associated	-0.008819871	-0.013565451	-0.006670435	-0.010712279	-0.009665107	-0.002304513	-0.00402481	-0.012298395	-0.005985087	-0.012406036	-0.012738389	-0.018112575	-0.010945835
AA458994	PMSCL1	autoantigen 1, 75kDa	-0.017986831	-0.010483414	-0.002227482	-0.011959101	-0.01045658	0.006689054	-0.006113977	-0.012112428	-0.010698181	-0.0142203	-0.015374595	-0.016969573	-0.015608333
AI364509	RACGAP1	protein 1	-0.017464979	-0.008270371	-0.006211907	-0.00745177	-0.007207699	-0.005945539	-0.007727008	-0.013017998	-0.014235698	-0.00914924	-0.010507685	-0.012753814	-0.014113729
H63492	STK15	serine/threonine kinase 6	-0.009245347	-0.008683444	-0.003949172	-0.011563198	-0.013172791	-0.000719563	0.000124197	-0.010298816	0.000874214	0.001110549	-0.00600787	-0.006603142	-0.006845053
R19158	STK15	serine/threonine kinase 6	-0.012097615	-0.011668776	-0.010030963	-0.013753409	-0.010537554	0.000407865	-0.003654447	-0.013786272	-0.012007853	-0.005040292	-0.011924135	-0.008158394	-0.011867696
AA464256	DTYMK	(thymidylate kinase)	-0.010103637	-0.004182573	-0.007598351	-0.012361986	-0.009152292	-0.000973529	-0.006008423	-0.021498574	-0.013076301	-0.011655549	-0.008914527	-0.000204498	-0.014944213
AA279990	TACC3	Data not found	-0.024791562	-0.005196966	0.009825399	-0.014227573	-0.022555766	0.003893062	-0.008980062	-0.017534066	-0.007159525	-0.022522221	-0.011704014	-0.017721465	-0.015339194
AA071486	STK12	serine/threonine kinase 12	-0.011205945	-0.003757488	-0.000463081	-0.014834571	-0.014288702	0.008394316	-0.010518333	-0.013857971	-0.005278271	-0.012948759	-0.012286192	-0.009577942	-0.008622556
AA026682	TOP2A	alpha 170kDa	-0.009238922	-0.015743238	-0.00625861	-0.01289947	-0.013684084	0.004018861	-0.006935764	-0.009997739	-0.008390048	-0.007987516	-0.009648197	-0.011370262	-0.011756518

Acc no	Symbol	Name	ab147 N	ab164 IM	ab040 N	ab149 N	ab135 CG	ab190 CG	ab139 N	ab201 CG	ab202 CG	ab204 CG	ab086 CG	ab099 CG	ab094 CG
AA504348	TOP2A	alpha 170kDa	-0.018794776	-0.011572366	-0.007092035	-0.015525165	-0.014723308	0.005118205	-0.006271914	-0.011763821	-0.010825612	-0.013888742	-0.007084417	-0.012103488	-0.015781131
AA430504	UBE2C	enzyme E2C	-0.013095601	-0.007857442	-0.002000227	-0.015127072	-0.012775097	0.001414988	-0.002733829	-0.018420924	-0.01016671	-0.013261708	-0.011036701	-0.010660176	-0.016444599
AA457034	MYBL2	oncogene homolog (avian)-	-0.013643926	-0.006443384	-0.007698137	-0.013290015	-0.014426608	0.013908163	-0.002622464	-0.014468087	-0.011838596	-0.01829583	-0.009477099	-0.014369945	-0.010604626
AA456878	MYBL2	oncogene homolog (avian)-	-0.014720692	-0.010808495	-0.00732774	-0.01345458	-0.015203061	0.018240493	-0.003029496	-0.011765281	-0.014056823	-0.016521151	-0.013668126	-0.014739844	-0.017054791
PM0026	MYB	Data not found	-0.014013641	-0.003216623	-0.00118495	-0.009131385	-0.011418744	0.015378744	-0.006608908	-0.01025764	-0.009475047	-0.010541105	-0.007555139	-0.003023832	-0.015028974
AA187351	RRM2	polypeptide	-0.015121389	-0.013900943	0.000837216	-0.021331114	-0.020247292	0.00603278	-0.010953992	-0.010828228	-0.007629001	-0.003983012	-0.012811373	-0.020833145	-0.019185384
AA430032	PTTG1	1	-0.013220735	-0.007616024	-0.002387879	-0.015485918	-0.018138097	0.006064151	-0.00430081	-0.015486471	-0.01246173	-0.007985381	-0.009264519	-0.013712377	-0.017949733
AA598974	CDC2	and G2 to M	-0.02135758	-0.007031387	-0.004469232	-0.015746758	-0.016746422	0.006778303	-0.011439165	-0.021541324	-0.011506633	-0.017148019	-0.010609515	-0.015163937	-0.014907628
AA706968	ZWINT	ZW10 interactor	-0.014233078	-0.010322114	-0.00748854	-0.015390011	-0.020529284	0.001716512	-0.010730324	-0.022249072	-0.016480969	-0.016804657	-0.01844043	-0.015765906	-0.018520048
AA629262	PLK	polo-like kinase (Drosophila)	-0.019009029	-0.008207517	-0.009475828	-0.015393181	-0.013604882	0.001142024	-0.008774094	-0.01991106	-0.011040975	-0.018094873	-0.008985859	-0.007029804	-0.018806212
AA449336	PRC1	cytokinesis 1	-0.014292917	-0.012027446	-0.008210701	-0.015043488	-0.013748383	-0.002520177	-0.01092293	-0.014082324	-0.008664111	-0.00653831	-0.01091441	-0.014974508	-0.011592769
AA873060	STMN1	stathmin 1/oncoprotein 18	-0.012849291	-0.006078849	0.001824127	-0.012116874	-0.0143621	0.005881097	0.000392955	-0.017105366	-0.014418082	-0.013467238	-0.012597307	-0.016057765	-0.016840547
AA774665	CCNB2	cyclin B2	-0.017237296	-0.004458274	-0.000189318	-0.016964651	-0.016975378	0.005857445	-0.010474983	-0.019364157	-0.015269973	-0.01470083	-0.008512148	-0.008945005	-0.015237947
AA450265	PCNA	antigen	-0.019271353	-0.00412837	-0.0033887	-0.018518289	-0.017568709	-0.006257335	-0.006403068	-0.01977409	-0.019350207	-0.015700415	-0.012124146	-0.010380991	-0.016423546
AA933862	CD3E	polypeptide (TiT3 complex)	-0.010957449	0.030981925	0.032751084	-0.020849673	-0.0031377	0.020983715	0.022164655	0.004109036	0.006968075	-0.004375465	0.000537683	-0.002819042	-0.007833406
AA055946	CD3D	polypeptide (TiT3 complex)	-0.009153621	0.021205037	0.020028055	-0.017380735	-0.015909408	0.024977973	0.028732013	0.008151541	-0.006802377	-0.01164354	-0.005484633	-0.008383613	-0.002447132
AF095742	KLK8	(neuropsin/ovasin)	-0.016118203	-0.001030277	0.022790084	-0.013708544	-0.013010605	0.020089178	0.023691127	-0.008614138	-0.00382629	-0.01211376	-0.004671251	-0.015829924	-0.004262713
AA491302	ICA1	69kDa	-0.021631833	0.0109683	0.011802617	-0.014617634	-0.012989964	0.011069799	0.016473931	0.00283954	-0.001281746	-0.012826727	-0.001431325	-0.018660961	-0.006051025
N51614	FMNL	formin-like	-0.026115605	0.008238232	0.030829435	-0.011540636	-0.005730766	0.011476915	-0.000775956	0.006805694	0.009290261	-0.015121588	-0.011028306	-0.011495641	-0.019584095
AA991507	SELPLG	selectin P ligand	-0.014057816	0.010013363	0.007617139	-0.016139541	-0.015647051	0.013280825	0.012700735	0.005863377	-0.011458544	-0.013092825	-0.006816233	-0.022781145	-0.015810583
AA406585	LAPTM5	multispanning membrane	-0.019677621	0.005393939	0.013248893	-0.022042279	-0.021283214	0.014273658	-0.002202768	-0.00222235	-0.002627145	-0.009206324	-0.021051661	-0.008480402	-0.016897174
AA463492	CYBB	polypeptide (chronic	-0.025482874	-0.008335391	0.006410538	-0.020793373	-0.020318435	0.012001656	0.004330858	-0.012211579	-0.011305451	-0.015975663	-0.019706187	-0.016513588	-0.020995244
AA451863	PP15	CD4 antigen (p55)	-0.017669764	0.00464337	0.007993881	-0.021872717	-0.02052197	0.009745032	0.000643883	-0.005198086	-0.01414167	-0.013766467	-0.017629568	-0.017696613	-0.016368931
AA043790	AA043790	FLJ14296 fis, clone	-0.018750297	-0.002252837	0.014797611	-0.016841416	-0.014919237	0.011224625	-0.001956406	-0.001318525	-0.017311503	-0.009428055	-0.010012873	-0.010887062	-0.011853205
AA476285	PP15	CD4 antigen (p55)	-0.021095425	0.004509465	0.01303875	-0.017814942	-0.020661326	0.01862583	0.000883394	-0.001304759	-0.014871953	-0.017091082	-0.011224462	-0.015800927	-0.013074288
H05820	MRPL3	protein L3	-0.019082172	0.009624863	0.023260812	-0.013200874	-0.007192733	0.028618505	0.012115355	-0.001651312	-0.000434691	-0.016585817	-0.000452421	-0.006879545	-0.008853951
AA490846	AA490846	CD49D, alpha 4 subunit of	-0.02306859	0.012882258	0.009506185	-0.018605987	-0.016187264	0.025051146	0.007841569	0.006166397	-0.001672796	-0.014584079	-0.009274302	-0.016041623	-0.004034669
T64192	T64192	T cell receptor beta locus	-0.011979541	0.024920728	0.030047144	-0.015794589	-0.010323399	0.021642413	0.020170034	0.002342729	0.00608464	-0.011232587	0.000154907	-0.009941218	-0.003276267
R38343	PTPRG	phosphatase, receptor type,	-0.02468452	0.001684265	0.013007465	-0.020248534	-0.020073754	0.024983765	-0.000798853	-0.002668822	0.001699921	-0.012032146	-0.013196839	-0.015905822	-0.014600235
AA417600	RAB18	oncogene family	-0.018749262	0.008370717	0.031017446	-0.013855795	-0.00915901	0.029583344	0.018227434	0.008109449	0.007214413	-0.005253091	0.006865095	-0.019381917	-0.019518956
N91921	TRB@	T cell receptor beta locus	-0.01280677	0.020995136	0.027240782	-0.016861936	-0.007999302	0.017834777	0.023291577	0.002155286	0.004660631	-0.010808875	0.001803985	-0.012302901	-0.002291267
AA938345	AA938345	cDNA DKFZp564N1116	-0.014186866	0.022314179	0.025050608	-0.016580872	-0.012236127	0.028328756	0.024771423	0.001011652	0.01170135	-0.009227472	-0.007055824	-0.012968679	-0.006950213
H74265	PTPRC	phosphatase, receptor type,	-0.016317434	0.016384578	0.024528689	-0.018457212	-0.013406247	0.028651863	0.005596114	0.004888726	0.005623317	-0.000833687	-0.006568314	-0.010175939	-0.015794124
AA424575	HCLS1	Lyn substrate 1	-0.014019173	0.009816462	0.027406515	-0.016853462	-0.016710021	0.028806714	0.011466024	0.006266898	0.006430383	-0.008136106	-0.001425924	-0.016735937	-0.012323356
AA487426	ARHGDIB	inhibitor (GDI) beta	-0.02001355	0.015823962	0.020671279	-0.021273966	-0.014507894	0.025230868	0.0202156	-0.004539457	0.004010708	-0.014663559	-0.006343688	-0.009914937	-0.014403366
AA132090	CD53	CD53 antigen	-0.022745506	0.010608935	0.028831869	-0.02301712	-0.018461259	0.017844238	0.007865309	-0.000524454	0.009625931	-0.010920225	-0.006148854	-0.013219784	-0.016270066
AA521232	HSPC022	HSPC022 protein	-0.017018131	0.016979956	0.031382839	-0.021257359	-0.015459064	0.024419236	0.010697159	-0.000948567	0.005201271	-0.011103533	-0.004268305	-0.015644115	-0.014735352
AA410896	C6orf9	reading frame 9	-0.015609849	0.027786121	0.025053173	-0.011673082	-0.010067348	0.027681246	0.02142137	0.002596389	0.009306767	-0.008599057	0.005755111	-0.00786454	-0.000216971
AA437226	IL10RA	alpha	-0.016088982	0.019870414	0.022358829	-0.016000462	-0.009339959	0.014988186	0.018065416	0.00629633	0.007268753	-0.004825368	-0.00531671	-0.014937839	-0.010531349
AI311932	GMFG	gamma	-0.01014277	0.013578755	0.022854754	-0.016357909	-0.005773005	0.040738553	0.012707594	0.006090402	0.001648781	-0.00592874	0.002115289	-0.008687596	-0.007607284
AA668726	HEM1	hematopoietic protein 1	-0.01763497	0.000778321	0.019825556	-0.01856615	-0.012413387	0.010718555	0.020957917	-0.011395101	-0.011883863	-0.013324268	-0.01095667	-0.015517475	-0.015116792
AA458472	HLA-DQB1	complex, class II, DQ beta 1	-0.01763908	0.000603289	0.021378313	-0.007566681	-0.015237045	0.00684289	0.000369141	-0.006316778	-0.003981226	-0.004740396	-0.006366845	-0.012524995	-0.007248034
T60048	ACTG2	muscle, enteric	0.014500548	0.003824537	-0.009567794	0.016585719	0.029562274	-0.005385586	-0.010840137	-0.00935896	-0.008737029	-0.006463322	-0.015762149	-0.006102809	0.003658579
AA455925	FHL1	1	0.018194239	0.014034554	0.00220221	0.023562954	0.020599396	-0.00149691	-0.003315552	-0.006792987	0.000461011	-0.003525389	-0.011019916	0.002076051	0.001785245
R38635	KIAA1005	KIAA1005 protein	0.016982461	0.014862166	-0.00339776	0.029202611	0.021766398	-0.009455012	0.003736789	-0.006435155	-0.001402487	-0.00691056	-0.011110433	-0.002035401	0.003828891
AA427940	PLN	phospholamban	0.028060683	0.015216895	0.005392763	0.027529941	0.034970066	-0.004739968	0.005330687	-0.014088266	-0.001262461	-0.006095775	-0.003567294	-0.002322694	0.002919215
AA441933	LMOD1	muscle)	0.027315352	0.009660147	-0.00062272	0.026500459	0.028418942	-0.00606273	-0.001224226	-0.006007083	-0.002055566	-0.007081456	-0.006668519	-0.001995306	0.007527072
R60711	KIAA1091	RAB6 interacting protein 1	0.023449286	0.00883806	-0.001633048	0.031509174	0.035863011	-0.008798221	-0.002095545	-0.003278964	0.000107722	-0.002861956	-0.00599778	-0.008097768	0.005389716
AW009647	FLNC	binding protein 280)	0.023624594	0.007061219	-0.004891211	0.032255012	0.031890673	-0.008872473	-0.000455171	-0.008997317	0.001018343	-0.002602221	-0.003479069	-0.002436055	0.004197426
AA126989	MYH11	11, smooth muscle	0.02587573	0.010193662	-0.001398105	0.018538021	0.029467425	0.000877057	-0.003579833	-0.007063456	0.000113654	-0.005211337	-0.007005718	-0.000793455	0.011115946
AI668906	TAGLN	transgelin	0.016286935	0.008090885	-0.000951413	0.019373551	0.026408761	-0.008057449	0.005269494	-0.012638343	0.004827428	-0.007804368	-0.006251927	-0.003662196	0.007554919
AA398400	CNN1	muscle	0.022141297	0.011535919	-0.004110787	0.022155558	0.027652398	-0.006219196	0.002781347	-0.001626046	-8.99716E-05	-0.002297785	-0.007039088	-1.01806E-05	0.009984056
AA477400	TPM2	tropomyosin 2 (beta)	0.025882429	0.011529749	-0.000470977	0.017298832	0.026435355	-0.008437133	0.002519792	-0.012669426	-0.005026467	-0.010363918	-0.003931594	-0.001179271	0.008838401
AA877166	MYL9	regulatory	0.025675653	0.010709271	-0.000672314	0.015829925	0.026148039	-0.007445095	0.001336581	-0.016374965	-0.006974987	-0.014079405	-0.013964424	-0.005917842	0.00923648
AA487193	SFRP4	protein 4	-0.002777218	-0.001765401	-0.00107589	-0.002280625	0.005630983	-0.005004421	-0.001734755	-0.005173901	-0.004211094	-0.003034982	-0.005198228	-0.001558991	-0.000260739
R75635	COL5A1	collagen, type V, alpha 1	-0.003052129	-0.004316885	-0.0107639	0.002291259	0.005295559	-0.015623175	-0.014800302	-0.011797206	-0.006828522	-0.01214421	-0.010713753	-0.014264453	0.001160599
AA136983	CDH11	cadherin (osteoblast)	-0.003704087	0.00288621	-0.001440557	-0.000729939	-0.000412705	-0.001215853	-0.00827454	-0.012747278	-0.009699248	-0.011132789	-0.009622895	-0.00910562	-0.004236248
R36989	E2IG4	estradiol-induced	-0.004164968	-0.006496883	-0.00779066	-0.000890573	-0.00181957	-0.006360653	-0.008724886	-0.009757276	-0.013429915	-0.010869368	-0.008226404	-0.011654589	-0.005151249
AI684973	AI684973	matrix protein	-0.011319314	-0.009810362	-0.002013193	-0.000791724	-0.003909628	-0.013841237	-0.007539951	-0.014257477	-0.005734949	-0.015857667	-0.011659128	-0.004375915	-0.005173834
R56211	PDGFRB	EST	-0.007236929	-0.001009089	-0.002670127	-0.000145257	-0.002333957	-0.010246006	-0.005124385	-0.015612464	-0.006226033	-0.013599091	-0.018789775	-0.007100475	-0.004515386

Acc no	Symbol	Name	ab147 N	ab164 IM	ab040 N	ab149 N	ab135 CG	ab190 CG	ab139 N	ab201 CG	ab202 CG	ab204 CG	ab086 CG	ab099 CG	ab094 CG
EW74	EW74	Data not found	-0.004942242	-0.004078405	-0.008021705	-0.005984771	-0.005283404	-0.01064133	-0.012295832	-0.011905725	-0.007124759	-0.009282293	-0.015130633	-0.007199325	-0.002036983
N67487	MFAP2	protein 2	-0.005611264	-0.004840741	-0.01084989	-0.00121804	-0.008665786	-0.008569586	-0.006465895	-0.011862291	-0.010529658	-0.010059777	-0.014210403	-0.005139509	-0.004711067
AA496283	THY1	Thy-1 cell surface antigen	-0.015441077	-0.013464012	-0.009445169	-0.004117065	-0.007152329	-0.018932399	-0.005974298	-0.024835024	-0.009533969	-0.014162699	-0.019015821	-0.009363528	-0.006646664
AA447781	LUM	lumican	-0.011990354	-0.008664197	-0.00163537	-0.004742454	-0.003459574	-0.012885739	-0.014026096	-0.02211591	-0.005689683	-0.015955536	-0.022375848	-0.01193518	-0.008817117
H95960	SPARC	cysteine-rich (osteonectin)	-0.007665649	-0.006448774	-0.003403772	-0.001487653	-0.00413192	-0.014107425	-0.012078148	-0.012881761	-0.004787196	-0.011604274	-0.012946031	-0.003945961	-0.003715151
AA683077	MAPK1	kinase 1	-0.009390855	-0.008776245	-0.006282768	-0.005036677	-0.006942269	-0.015215595	-0.014039487	-0.017125092	-0.007325597	-0.013541433	-0.015476561	-0.008609046	-0.006675993
AA490172	COL1A2	collagen, type I, alpha 2	-0.009981957	-0.01025569	-0.002181079	-0.005582029	-0.008830305	-0.010075637	-0.016963293	-0.022197042	-0.007073175	-0.015943803	-0.022090082	-0.016019659	-0.007815715
NM_000090	COL3A1	(Ehlers-Danlos syndrome	-0.008303712	-0.013308205	-0.015731017	-0.002308677	-0.002986122	-0.012781077	-0.017542315	-0.008624061	-0.008931395	-0.014604565	-0.014472381	-0.004516124	-0.004153812
T98612	COL3A1	(Ehlers-Danlos syndrome	-0.013054994	-0.014928784	-0.014984644	-0.007429567	-0.008265587	-0.012948658	-0.023010348	-0.013663097	-0.008213826	-0.01758961	-0.016740257	-0.012104191	-0.005322679
R62603	COL6A3	collagen, type VI, alpha 3	-0.005050089	-0.00932367	-0.006135891	0.003153257	0.000500162	-0.017114484	-0.013679409	-0.026678402	-0.009894931	-0.023128491	-0.026685195	-0.015872657	-0.009468634
N51018	BGN	biglycan	-0.004255599	-0.007148599	-0.001202079	-0.002947798	-0.005249724	-0.005724618	-0.006271124	-0.012184228	-0.006344335	-0.008367644	-0.011746594	-0.005011929	-0.003013696
H96738	CDH11	cadherin (osteoblast)	-0.003171332	-0.001211244	-0.007763263	0.000877698	-0.001724926	-0.008429378	-0.007517896	-0.009499059	-0.008525854	-0.006889694	-0.009231449	-0.006596797	-0.010177381
H38240	THBS2	thrombospondin 2	-0.006243286	-0.006593334	-0.005872094	-0.002614772	-0.006368629	-0.015907456	-0.009507592	-0.022133933	-0.01163357	-0.013921855	-0.01324024	-0.00748747	-0.010770877
T53298	IGFBP7	directed) polypeptide B,	-0.002929128	-0.002688696	-0.001891424	0.002816249	0.008925481	-0.012948362	-0.004320545	-0.026767618	-0.009715366	-0.015679205	-0.01610739	-0.005736254	-0.000412551
AA936799	MMP2	(gelatinase A, 72kDa	-0.006146309	0.003352687	-0.00870257	-0.00457065	-0.013372214	-0.013706055	-0.012757115	-0.014064752	-0.012491752	-0.009060919	-0.020671213	-0.0128587	-0.006466097
AA418674	FBN1	fibrillin 1 (Marfan syndrome)	-0.007835959	-0.006258572	-0.000302638	-0.004343273	-0.001589471	-0.012588269	-0.016560776	-0.02179886	-0.010398063	-0.013142651	-0.017838881	-0.009591806	-0.009100809
R00859	CTSK	(pycnodysostosis)	-0.005713444	0.013357563	0.012488146	-0.005096022	-0.012135612	-0.006358813	-0.00963693	-0.022108348	-0.013321611	-0.012084069	-0.016735964	-0.005074474	-0.010302633
AA670200	PCOLCE	endopeptidase enhancer	-0.004864383	0.007341286	-0.000952425	0.003558077	-0.002001422	-0.000883964	-0.009139501	-0.010277032	-0.001195299	-0.006176419	-0.010229822	-0.00061213	0.00476073
AA291259	GPCR150	receptor	0.002960133	0.005333425	-0.00735922	0.011309506	0.006833792	-0.012282491	0.002221476	-0.014670964	-0.005531885	-0.014659394	-0.00795691	-0.002746804	-0.00095588
AA487460	DPYSL2	dihydropyrimidinase-like 2	0.003816062	-0.003638369	0.003517872	0.005366617	0.006223492	-0.005179287	-0.012265668	-0.00794694	-0.005289685	-0.018218644	-0.014182076	-0.008761414	-0.003144836
AA134871	FBLN1	fibulin 1	0.005035952	0.013714525	0.016807375	0.008211976	0.005149503	-0.006779131	-0.000119983	-0.005237159	0.006550319	0.001172792	-0.020314569	0.001848706	0.007296207
AA045327	OGN	factor, mimecan)	0.010230575	0.013840732	0.013258669	0.003002831	0.011502908	-0.002033543	-0.002243029	-0.01187533	-0.001885603	0.00295656	-0.015141293	0.000516755	0.003068788
AA486280	TIMP2	metalloproteinase 2	-0.001599557	0.00168637	-0.007256361	0.00456898	0.005220027	-0.011970254	-0.023659415	-0.017535728	-0.01247863	-0.016930218	-0.027466908	-0.009322756	-0.012865267
AA496022	MFAP4	protein 4	0.002553578	0.0214485	0.008952085	0.004763989	0.005502963	-8.19811E-05	-0.010828089	-0.000733105	0.001995613	-0.003595599	-0.011331532	0.000572253	-0.00038469
H64138	H64138	decorin	0.004396142	0.013736028	0.015036294	0.001829569	0.005420925	-0.00349706	-0.013857268	-0.012985542	-0.000757664	-0.002107752	-0.020009452	0.000543166	-0.001008537
AA459308	WDR1	stenosis, Williams-Beuren	0.001641911	-0.005648535	0.000889957	0.00798921	0.000640215	-0.00712629	-0.001271031	-0.015204379	-0.002583545	-0.010323012	-0.011877155	-0.005532911	-0.00556115
M59906	TIMP1	metalloproteinase 1	-0.009384522	-0.00511299	-0.006722553	-0.014249965	-0.005136526	-0.001525811	-0.016332871	-0.010653999	-0.021911627	-0.014684885	-0.017538986	-0.006075101	-0.009003891
AF188298	DAB2	mitogen-responsive	-0.008044951	-0.001984925	0.006669762	-0.011187178	-0.004493075	0.002033034	-0.01317863	-0.008390791	-0.010782894	-0.014976724	-0.017313848	-0.007958768	-0.005376262
AA448656	DAB2	mitogen-responsive	-0.009075281	-0.003165714	0.001612833	-0.01238553	-0.008384479	-0.000789723	-0.016177626	-0.006613437	-0.015367046	-0.011119323	-0.017592078	-0.003415783	-0.00697486
W49672	WNT5A	integration site family,	-0.011731407	-0.008774263	-0.024333346	-0.00491623	-0.012887991	0.003551436	-0.019221346	-0.016739458	-0.003046416	-0.00401075	-0.014380545	0.0077033	-0.005839554
W93040	W93040	ESTs	-0.000546117	0.001570563	-0.013271584	0.006908613	-0.001824905	-0.013322157	-0.013027495	0.004791254	-0.014686648	0.006557536	-0.010816169	-0.002151625	-0.004446024
N74911	POLE3	epsilon 3 (p17 subunit)	-0.012668446	-0.024493583	-0.021904481	-0.007482879	0.002756501	-0.012194849	-0.030730864	0.010254257	-0.000252438	0.003562018	-0.022320622	-0.018285644	-0.014281157
AA211496	HERC1	AP (UBE3A) carboxyl	-0.01509147	-0.011278764	-0.013149901	-0.016558107	-0.006706096	0.01715815	-0.010366802	0.005853563	-0.004941845	-0.012839633	-0.006680694	-0.011022584	-0.012610487
AI979199	MRG15	MORF-related gene 15	-0.002456961	0.012840654	-0.006185542	0.00899024	0.016714708	-0.00442545	-0.009824642	-0.006260714	0.000155708	0.012733047	-0.01351838	0.00116068	-0.01601826
AA425947	DKK3	(Xenopus laevis)	0.016872949	0.004430125	-0.013042834	0.004685522	0.029005917	-0.01933908	-0.007858523	-0.009298835	-0.000923116	0.008593646	-0.001561719	-0.003332989	-0.000947842
AA412266	LOC56270	hypothetical protein 628	0.007573247	0.003613435	-2.30469E-05	0.010238612	0.011718663	-0.00152535	-0.002895138	-0.006175861	6.4436E-05	0.001641017	-0.001213417	-0.005512824	-0.005392436
W72596	CXX1	CAAX box 1	0.012360175	0.005434981	-0.007985331	0.018036077	0.018525957	-0.004055191	0.000525129	-0.004399746	0.017048371	0.000477025	-0.000489769	-0.000779918	-0.000113915
AA664127	FZD1	(Drosophila)	-0.001406163	0.002262928	-0.007467781	-0.000162448	0.001660971	-0.006651303	-0.009901498	-0.008457799	-0.007405379	-0.007508228	-0.009905612	0.000995727	-0.002426898
N70776	FZD1	(Drosophila)	0.001414328	0.003862608	-0.006336837	-0.004003595	0.007393074	-0.011210967	-0.01477512	-0.005737369	-0.013070002	-0.010550185	-0.008793286	-0.005501341	-0.003751495
T77840	DLG5	homolog 5	0.002806266	-0.014266676	-0.011618748	0.010650005	0.009004188	0.003526794	-0.010234341	0.00340148	-0.008261406	-0.000655635	-0.019246155	-0.003008343	0.001126748
AA478949	DLG5	homolog 5	0.00609019	-0.009933857	-0.014112599	0.013861907	0.013557173	-0.000357974	-0.006726267	-0.008114395	-0.012161683	-0.014790317	-0.010875716	-0.003205595	-0.003314146

Acc no	Symbol	Name	ab050 IM	ab004 CG	ab079 CG	ab064 N	ab134 N	ab109 CG	ab196 CG	ab045 N	ab119 IM	ab174 CG	ab177 IM	ab180 N	ab165 CG
AA496880	RPL5	ribosomal protein L5	-0.001114647	0.005322548	-0.009644195	-0.002176393	0.011644515	-0.011650822	0.002491521	-0.00434653	-0.014098311	-0.005869032	0.007555881	0.008329675	0.006432259
AI675707	RPS7	ribosomal protein S7	-0.002560501	0.002193887	-0.009281578	-0.009239161	0.006509632	-0.010307059	-0.003387963	0.009172036	-0.00521776	0.00111445	0.004166402	0.000726794	0.008304937
AW005795	OLFM1	olfactomedin 1	0.009496736	0.006642545	0.002056428	0.007861405	0.016384781	-0.010325045	-0.014092783	0.002591682	-0.006011638	0.003329278	-2.22878E-05	0.004129281	0.007496244
AW005693	NFKBIL2	ribosomal protein S7	0.001066085	0.009549538	-0.00869305	0.003172773	0.018416245	-0.009548598	-0.001581138	-0.004164673	-0.006630828	-0.00070953	0.000938363	-0.000432046	0.017684783
R43544	RPL32	ribosomal protein L32	0.007320572	-7.25074E-05	-0.009158569	-0.005376753	0.021228197	-0.009790011	-0.013445351	0.002923178	-0.002814258	-0.001315357	0.016445089	-0.001229732	0.005324745
AI688090	RPL22	ribosomal protein L22	0.002723325	0.000642704	-0.004066392	-0.010818036	0.013141897	-0.008204334	-0.000290662	-0.00645454	-0.006498673	-0.002104658	0.003901041	0.00032042	0.010407944
H73727	RPS14	ribosomal protein S14	0.00110419	0.014892279	-0.003971502	-0.003235646	0.018934618	-0.005614871	0.002071344	-0.003924532	-0.01033001	-0.015622716	-0.000508694	-0.001256845	0.009146329
AW071364	FAU	sarcoma virus (FBR-MuSV)	-0.000990958	0.00883739	-0.003950035	-0.004590563	0.025513011	-0.006642379	-0.005062048	0.001174689	0.011555018	-0.000277467	-0.00026945	-0.004105443	0.013451791
AI936175	RPS20	ribosomal protein S20	0.004252469	-0.00411023	-0.002426952	-0.007630881	0.015747193	0.005225109	0.003736392	0.009024371	0.001042989	-0.004036848	-0.017228721	-0.00364625	0.005325135
AW075605	RPL9	ribosomal protein L9	0.012459514	0.005300336	0.001195212	0.004780573	0.020090273	0.002908289	0.001193145	0.002394496	0.004101844	-0.004624667	-0.006422141	0.007108321	0.003056042
AI972799	RPL23	ribosomal protein L23	0.013421955	0.006303625	-0.009218066	-0.006912417	0.032751444	0.000561912	-0.012264534	-0.016959718	-0.004698772	-0.012946512	-0.005954322	-0.004759904	0.003612437
AA669674	EIF3S6	initiation factor 3, subunit 6	0.007139995	0.013905089	0.007805031	-0.014869283	0.012217312	0.004404836	-0.005737574	-0.000370024	-0.004773428	-0.007088034	-0.002428596	0.005436729	-0.004571432
AA633768	RPL24	ribosomal protein L24	0.011443236	-0.012534976	-0.001047575	-0.006741743	0.019113786	-0.003983524	0.002853387	0.007558157	0.003691939	-0.00150532	0.005183267	0.008039665	0.009136583
AA916859	AA916859	Data not found	-0.008289693	0.007125929	-0.013415091	-8.43834E-05	0.019564185	0.01700954	0.004964022	0.011173193	0.006570136	0.000715248	0.000276211	0.007315449	0.022898914
AI023647	AI023647	Data not found	-0.007937527	0.001427205	-0.009143825	-0.015949181	0.023533411	0.018631986	0.00491634	0.009671888	0.006316995	0.001301031	-0.00220856	0.002717775	0.01695274
W91881	DNM1L	ribosomal protein L37a	0.001664343	0.013133372	-0.013174488	-0.005930508	0.02104909	0.00577001	-0.000166403	0.002634099	0.007982774	-0.001071621	0.000794501	-0.005141031	0.003709079
AI611010	RPS10	ribosomal protein S10	0.007716014	0.009804502	-0.01397481	-0.010852053	0.023360445	-0.000164875	-0.002274136	0.005345593	-0.001889659	-0.007811331	0.00644368	0.000850123	0.006362358
AW082973	ELL	leukemia gene)	0.005438943	0.005319988	-0.012709823	-0.007839773	0.026336236	-0.000659675	0.001367941	-0.004938091	-0.005059846	-0.001513164	0.003484555	-0.011590522	0.005296416
AW074994	RPS9	ribosomal protein S9	-0.001033337	0.000500421	-0.020061287	-0.008486867	0.032589661	0.00386057	-0.003043424	-0.011815459	0.001349755	0.001314787	0.008290437	-0.007500844	0.008080279
AW073449	RPL29	ribosomal protein L29	0.0087284	0.00881496	-0.007042348	-0.009041014	0.02482461	-0.0065369	-0.000539113	-0.002982643	-0.005113126	-0.00183215	0.01397751	0.01018812	0.009705263
AW074920	RPS12	R3HU12 ribosomal protein	0.008387421	0.002553346	-0.013447403	-0.007436387	0.019250667	-0.007349254	-0.007164087	-0.002680144	-0.000469254	-0.001127344	0.007218362	-0.008160213	0.010444567
W72032	RPS21	ribosomal protein S21	-0.006952238	-0.007550223	-0.014069914	-0.016087069	0.011315782	-0.00119695	-0.001911423	0.007040656	-0.00084967	-0.002821482	0.004127057	-0.003457602	0.001516944
AI972898	TBCD	T43482 hypothetical protein	-0.010713344	-0.016902346	-0.001170497	-0.01212285	0.021096548	-0.001505654	0.002044937	0.013032374	0.002094345	-0.002024214	0.01948373	0.008396578	0.008501521
AI972568	RPL36A	ribosomal protein L36A	0.004932519	-0.011909974	0.001913395	-0.001001942	0.022151419	0.004538044	-0.008091052	0.006527956	-0.001082731	0.002978449	0.007558919	-0.001934989	0.005224752
AA490209	ARPC1A	complex, subunit 1A, 41kDa	0.014138919	0.000999661	0.02190558	0.027778489	-0.001599085	0.012440219	0.005328909	0.003594917	-0.002008655	0.012426025	0.029664886	0.008044239	0.001819366
H97778	CDH1	cadherin (epithelial)	-0.007356107	-0.000638641	0.005949675	0.001020107	-0.003490383	0.005229735	-0.005637491	0.009796442	0.002191347	3.99688E-05	0.009161433	0.006762326	0.001658984
H94471	OCLN	occludin	-0.002321761	0.009957149	0.000421625	0.005273539	-0.009456517	0.000191743	-0.000492847	-0.000141354	0.002515336	-0.003631894	-0.000126397	0.008518778	-0.000112578
AA522505	CCNB2	cyclin B2	-0.003174401	-0.00178752	0.013534616	-0.000271692	-0.017774061	-5.76967E-05	0.003996787	0.001857591	-0.017494387	0.009281268	0.013128303	-0.01008991	-0.004531004
N93924	RFC4	(activator 1) 4, 37kDa	0.003252131	-0.001542139	0.005852314	0.01675193	-0.000612328	-0.010095556	-0.017068405	-0.001026368	-0.005517014	0.00371771	0.002216873	-0.000622064	-0.001714104
W87751	TIMELESS	(Drosophila)	-0.003572719	-0.009666411	0.003032723	0.002153963	-0.011630351	-0.001285431	-0.00477084	0.001718794	-0.005141807	-0.004547506	-0.005874889	0.002073262	-0.002907359
AA732873	STK18	serine/threonine kinase 18	-0.000230557	-0.0103475	-0.004368977	0.005356418	-0.010830919	0.005516755	-0.001682374	-0.004141366	-0.013984799	0.00173836	0.008888285	0.009522769	-0.01255738
AA426264	MKI67	monoclonal antibody Ki-67	0.01287207	-0.013015084	0.005350522	0.001870385	-0.003162611	-0.000911637	0.002009656	0.002954415	-0.012560098	0.008290361	0.010938835	-0.005060206	-0.005340602
AI057325	POLQ	theta	-0.003247804	-0.004941426	0.009024188	-0.000671269	-0.001164823	-0.002705221	0.001843368	0.006960213	-0.010349111	0.00375917	0.012524274	-0.006796364	0.007012587
AA279680	RAP1A	oncogene family	-0.009713578	-0.007023457	-0.001257758	0.007201843	-0.005852525	0.012465429	0.000160745	0.000599297	-0.005633477	0.000990757	-0.001957915	-0.004886394	-0.002848158
H94617	RFC3	(activator 1) 3, 38kDa	-0.010924224	-0.006529961	0.007976785	0.004461262	-0.004972274	0.001971592	-0.001739746	0.001073462	-0.006464543	0.003664898	0.000452305	-0.006560586	-0.004012356
N26643	CDK2	cyclin-dependent kinase 2	-0.00416949	-0.00964756	0.000763996	6.79017E-05	0.000232881	-0.000595139	-0.014290419	0.004118206	-0.011102884	-0.005726614	0.005159373	-0.00778988	-0.006648435
AA219061	MSH2	cancer, nonpolyposis type 1	-0.012377777	-0.00732359	0.005051229	0.013168543	-0.004377935	-0.003645962	-0.0087716	0.007029932	0.008018978	0.009894745	-0.002918712	0.001335018	-0.000157941
AA410394	BAF53A	BAF53	-0.00231907	-0.010064324	0.001453613	-0.000475242	-0.005286461	-9.09892E-05	0.000548249	-0.002954989	-0.003362903	-0.003581348	0.003413209	-0.009068546	-0.006782921
AA452095	SMC4L1	maintenance of	0.001878705	-0.005945193	-0.011230447	0.004084153	-0.003017201	-0.00488427	-0.011970913	0.001364682	-0.004190861	0.005474708	0.009316744	-0.000840083	0.002789154
W93379	NEK2	a)-related kinase 2	-0.008317548	-0.008923005	-0.000569832	0.002092287	-0.008235929	0.018706304	0.003931108	-0.007128261	-0.007418867	0.0016827	0.000802461	-0.006331981	-0.009223975
AA448659	CDC25B	cell division cycle 25B	-0.001109353	-0.018366959	-0.011940489	0.001420098	-0.008847702	-0.009930007	-0.01492141	-0.00476459	-0.006338431	-0.001856863	-0.004538087	-0.015829701	-0.009494569
AA668388	PTAFR	receptor	0.008956677	-0.016571757	-0.014953276	0.008339081	-0.006915472	0.001912809	-0.023456039	-0.015939817	-0.015247286	0.006390638	-0.001571234	-0.016717736	-0.007520821
R27615	PRKDC	activated, catalytic	-0.00209628	-0.004207098	0.002038697	0.000745253	-0.008320098	0.000136106	-0.009808425	-0.005946067	-0.011647336	-0.004827745	-0.003930604	-0.012876992	-0.012754283
H87536	COL17A1	collagen, type XVII, alpha 1	-0.000372533	-0.011266014	0.004181481	0.001598786	-0.011082315	0.003396998	-0.012659175	-0.003052329	-0.004239552	-0.004563393	-0.001864811	-0.009661136	-0.00697947
H37989	FKBP1A	beta-tubulin mRNA,	0.002419524	-0.013836234	-0.000536477	0.011519576	-0.008283763	0.005015273	-0.010711168	0.006307631	-0.005299307	-0.002584496	-0.008474627	-0.011868298	-0.008788607
AA598815	PSMA5	macropain) subunit, alpha	-0.004357964	-0.017004901	0.00152963	-0.000840082	-0.006074657	-0.010878362	-0.016164876	0.003810259	-0.010111061	0.004333057	0.001632054	-0.016988775	-0.006603618
N33274	PAICS	ole carboxylase,	-0.008897355	-0.012547711	0.004221279	0.005212682	-0.008442563	0.010537606	-0.011546075	-3.87362E-05	-0.008716711	-0.005429584	0.001809829	-0.008579881	-0.01021964
AA496025	MCM7	maintenance deficient 7 (S.	0.006350383	-0.004429928	0.001147304	0.007974627	-0.005120049	0.000904285	-0.012462329	-0.002760682	-0.008665134	-0.001170206	0.004014132	-0.012559671	-0.001002692
AA456608	MCM3	maintenance deficient 3 (S.	0.001846951	-0.016201526	0.009513514	0.001172251	-0.002858317	-0.002568058	-0.017513311	-0.004765799	-0.012725796	0.008445649	-0.003526007	-0.012079437	-0.002226462
AA291398	CHC1	1	-0.001496645	-0.011141838	-0.002965544	0.009301928	-0.00593947	-0.012608525	-0.010204863	-0.013166026	-0.007193138	0.008660248	0.008138319	-0.019352459	-0.003768509
R16712	ANLN	(scraps homolog,	-0.005728543	-0.01541261	0.000759698	0.00953476	-0.007769986	0.006987244	-0.005100598	0.000967257	-0.010004744	-0.001495773	-0.002148333	-0.002760963	-0.007210343
AA400476	KNSL6	centromere-associated	0.000240367	-0.017147789	-0.001569874	0.004493096	-0.00371473	-0.005581174	-0.000462037	0.003998953	-0.013166037	0.005785003	0.003366245	-0.009243864	-0.001632022
AA458994	PMSCL1	autoantigen 1, 75kDa	0.003821783	-0.012329354	-0.001061918	0.003416903	-0.008916518	0.014143235	0.003002846	-0.009207068	-0.010501364	0.004163201	0.008363511	-0.011875968	-0.003542812
AI364509	RACGAP1	protein 1	-0.001025079	-0.009754631	0.000108885	-0.005457087	-0.008164568	0.004989157	-0.007740822	-0.000466826	0.000339166	0.015458143	0.006852807	-0.007737604	-0.00375676
H63492	STK15	serine/threonine kinase 6	0.005452403	-0.010299451	0.005771196	0.010023425	-0.00414147	0.003897417	-0.012789419	-0.001379247	-0.003531797	0.013893167	0.008493342	-0.006127961	-0.006345546
R19158	STK15	serine/threonine kinase 6	0.000535428	-0.010118505	-0.000280098	0.007062582	-0.010635321	0.00409539	-0.001950612	0.000231554	-0.005673605	0.011710213	0.007173395	-0.001863482	-0.010575731
AA464256	DTYMK	(thymidylate kinase)	0.007952974	-0.01561058	0.011353633	0.019785404	-0.00943481	0.006573277	-0.001919029	-0.002063131	-0.010170348	0.01332475	0.014084662	-0.005909967	0.001505365
AA279990	TACC3	Data not found	-0.001187596	-0.020104363	0.012033231	0.003665064	-0.010374583	-0.004055073	-0.00895259	-0.002402067	-0.012649483	0.008963256	0.005569414	-0.012185838	-0.008412536
AA071486	STK12	serine/threonine kinase 12	-0.002794277	-0.015806082	-0.003131383	0.010534258	-0.004981015	-0.00697914	-0.005781597	0.003393064	-0.014242245	0.009376677	0.0086202	-0.009883715	0.001561222
AA026682	TOP2A	alpha 170kDa	-0.002378241	-0.012940524	-0.002767955	0.001407191	-0.003296538	-0.000843782	-0.008746514	-0.008223825	-0.01074089	-0.000278679	-0.00098922	-0.008115421	-0.003285605

Acc no	Symbol	Name	ab050 IM	ab004 CG	ab079 CG	ab064 N	ab134 N	ab109 CG	ab196 CG	ab045 N	ab119 IM	ab174 CG	ab177 IM	ab180 N	ab165 CG
AA504348	TOP2A	alpha 170kDa	-0.003435201	-0.010487087	-0.003139999	-0.003986449	-0.009857169	0.000712528	-0.009479823	-0.005861748	-0.007449374	0.003497053	0.002712002	-0.007298122	-0.006507589
AA430504	UBE2C	enzyme E2C	-0.000245311	-0.017424936	0.000482154	0.000322457	-0.004272767	-0.000814192	-0.013836906	0.00362297	-0.01271601	0.001258753	0.004770827	-0.011263121	-0.00508154
AA457034	MYBL2	oncogene homolog (avian)-	0.002728427	-0.011843888	0.004073569	0.003449392	-0.005942793	-0.005789968	-0.017756511	-5.16474E-05	-0.013405777	0.009609876	-6.94118E-05	-0.012489773	-0.002320608
AA456878	MYBL2	oncogene homolog (avian)-	0.00394123	-0.015777139	0.004809392	0.009220097	-0.004794698	-0.007369294	-0.009679916	0.007428331	-0.016413237	0.008988405	0.000293813	-0.013616357	-0.003227787
PM0026	MYB	Data not found	-0.001258123	-0.008133831	0.005396384	0.013880135	-0.004511226	-0.005861586	-0.005467988	0.004413064	-0.011016771	0.00745136	-0.002722822	-0.007504125	-0.003531331
AA187351	RRM2	polypeptide	0.002170292	-0.015244541	0.01394088	0.027430796	-0.008640585	-0.000777836	-0.011129444	0.008146152	-0.015737377	0.015704257	-1.40736E-05	-0.006278956	-0.001387309
AA430032	PTTG1	1	-0.005518824	-0.01742749	-0.003424124	0.012306865	-0.002941733	-0.000243605	-0.002910716	0.002037749	-0.014802457	0.005798377	0.006546627	-0.014304118	-0.001277299
AA598974	CDC2	and G2 to M	-0.003859855	-0.016610899	0.003494837	0.011096311	-0.006384306	0.004436688	-0.0053966	0.001075469	-0.01562567	0.010638433	0.00658018	-0.005198475	-0.004348984
AA706968	ZWINT	ZW10 interactor	0.008652719	-0.015395732	0.009760707	0.019182138	-0.010199125	-0.000917973	-0.007102056	0.001808449	-0.021621971	0.007187958	0.006418527	-0.012570438	-0.005300734
AA629262	PLK	polo-like kinase (Drosophila)	-0.003870001	-0.014687323	0.009301036	0.010510496	-0.007666865	0.008013162	-0.014940239	-0.003197096	-0.011829423	0.001472743	0.004989097	-0.012390783	-0.001972344
AA449336	PRC1	cytokinesis 1	-0.000473183	-0.01088863	-0.007913625	0.012921401	-0.009514856	0.002848077	-0.008315477	-0.003697344	-0.008939722	0.0037177	-0.001086074	-0.008567993	-0.010565552
AA873060	STMN1	stathmin 1/oncoprotein 18	-0.004433479	-0.019899821	0.00155318	0.000306551	-0.002831935	0.011483506	-0.004679975	7.1539E-05	-0.00619572	0.004377724	-0.000920239	-0.011428185	-0.003660857
AA774665	CCNB2	cyclin B2	0.002079288	-0.002607831	0.001486584	0.004423157	-0.003639638	-0.002651223	-0.005510198	-0.001776523	-0.0044689	0.010817636	0.009740036	-0.008066148	0.002057858
AA450265	PCNA	antigen	0.008505739	-0.013148579	0.003593586	0.012781224	-0.003880603	-0.00453552	-0.022713091	-0.002255927	-0.006969935	0.000234622	-0.000739095	-0.006656914	-0.006729333
AA933862	CD3E	polypeptide (TiT3 complex)	-0.003309611	-0.012616931	-0.012039947	-0.019903225	0.013098038	-0.01273241	-0.008538028	0.011882982	0.009626615	0.01633214	-0.000985374	1.16477E-05	0.02260379
AA055946	CD3D	polypeptide (TiT3 complex)	-0.001151575	-0.00843635	-0.015420462	-0.02023251	0.017863787	-0.010787649	-0.007260426	0.002225547	0.014080501	0.019325373	-0.003841829	-0.006679983	0.021913962
AF095742	KLK8	(neuropsin/ovasin)	-0.000590989	-0.010532867	-0.013265174	-0.025245603	0.00604421	-0.009758963	-0.011598301	0.005480693	-0.003634616	-0.004697495	-0.000317249	-0.012343453	0.006258774
AA491302	ICA1	69kDa	-0.004256643	-0.014645676	-0.032129801	-0.018498122	-0.000904731	-0.013053693	-0.00598252	-0.016696866	-0.00819403	0.007834749	-0.006263677	-0.009641663	0.018924008
N51614	FMNL	formin-like	-0.010497176	-0.012960267	-0.039820976	-0.018405157	0.003351261	-0.009664166	-0.01098727	-0.001260722	-0.007385415	0.010446873	-0.017631048	-0.014563723	0.015590569
AA991507	SELPLG	selectin P ligand	-0.012895377	-0.024234224	-0.023892784	-0.019313795	0.015187091	-0.022919974	-0.003996052	-0.010565646	-0.004715121	0.009550485	-0.018262948	-0.007633954	0.014153517
AA406585	LAPTM5	multispanning membrane	-0.000255586	-0.013318139	-0.00700997	-0.007451199	-0.003813387	-0.003503947	-0.01969139	-0.012437092	-0.007613836	0.001216834	-0.020801373	-0.023810596	-0.002345636
AA463492	CYBB	polypeptide (chronic	-8.9535E-06	-0.021179498	-0.016676964	-0.02408475	-0.009854223	-0.009856235	-0.005493774	-0.005537541	-0.007937625	0.007161851	-0.018541689	-0.015129682	-0.005920677
AA451863	PP15	CD4 antigen (p55)	6.65706E-05	-0.022965936	-0.021354731	-0.019206123	-0.003359767	-0.008294362	-0.010578615	-0.011875118	-0.009252894	0.011941476	-0.022311164	-0.025624113	0.004328743
AA043790	AA043790	FLJ14296 fis, clone	-0.009616509	-0.02134716	-0.008634853	-0.022753986	-0.004823237	-0.005044575	-0.003668717	-0.014883325	-0.003468827	0.01283826	-0.021985246	-0.016908549	0.002301754
AA476285	PP15	CD4 antigen (p55)	-0.000437044	-0.012473023	-0.012423187	-0.00776701	-0.007226707	-0.012483811	-0.014959623	-0.005300438	-0.003129252	0.01702967	-0.020610841	-0.026261272	-0.000965172
H05820	MRPL3	protein L3	0.003085077	-0.010936915	-0.0053519998	-0.017019407	0.026092931	-0.009246709	-0.008486622	-0.000314285	-0.001652718	0.022801388	-0.001131844	-0.012908697	0.033369377
AA490846	AA490846	CD49D, alpha 4 subunit of	-0.009983382	-0.01684578	-0.017068246	-0.025542838	0.011972534	-0.019413831	-0.006785909	-0.003868172	-0.006804665	0.001404905	-0.009189115	-0.007171363	0.02440373
T64192	T64192	T cell receptor beta locus	-0.003824892	-0.006330305	-0.002087972	-0.013059784	-0.004255625	-0.010094647	-0.01664869	-0.00290065	0.005697374	0.021683466	0.003077123	-0.004914212	0.022750934
R38343	PTPRG	phosphatase, receptor type,	-0.004414467	-0.02109023	-0.009748919	-0.02457472	-0.000227034	-0.011510134	-0.015320187	-0.011541191	-0.010343107	0.00486983	-0.017956928	-0.02012481	-0.002870727
AA417600	RAB18	oncogene family	-8.40917E-05	-0.010377931	-0.008802651	-0.014671485	-0.000871272	-0.00620058	-0.007371442	-0.007603767	-0.000330382	0.007093432	-0.015909574	-0.014913298	0.015511125
N91921	TRB@	T cell receptor beta locus	-0.000643693	-0.007971639	-0.008113705	-0.021749305	0.015477246	-0.012571816	-0.0088905	-0.00547247	0.00315721	0.013147502	-0.000795512	-0.007514417	0.015952758
AA938345	AA938345	cDNA DKFZp564N1116	-0.002340939	-0.018256515	-0.01138581	-0.024123758	0.016038822	-0.020306529	-0.009767598	-0.007054156	0.001724708	0.004980649	-0.000863193	-0.008265469	0.012826743
H74265	PTPRC	phosphatase, receptor type,	-0.008415893	-0.015261944	-0.013878326	-0.025932816	0.00196161	-0.009466192	-0.019592976	-0.009341577	-0.000398752	0.004972096	-0.010654004	-0.01507636	0.015072547
AA424575	HCLS1	Lyn substrate 1	-0.010561676	-0.019390697	-0.013843498	-0.018387226	0.009954264	-0.012064109	-0.013873381	-0.001974699	0.00138367	0.006139881	-0.017155323	-0.019409068	0.01838336
AA487426	ARHGDIB	inhibitor (GDI) beta	-0.001032592	-0.02286166	-0.011038742	-0.025039893	0.010839779	-0.01220435	-0.013435379	-0.000244103	-0.001346452	0.008669507	-0.00741136	-0.017628568	0.014955711
AA132090	CD53	CD53 antigen	-0.009326299	-0.021769685	-0.013481985	-0.021831076	0.008817588	-0.009449946	-0.017694148	0.000784241	-0.001856002	0.00080446	-0.009680072	-0.017375248	0.015597669
AA521232	HSPC022	HSPC022 protein	-0.012003163	-0.023961009	-0.011719827	-0.032471355	0.015219688	-0.013396058	-0.007926513	0.004319753	-0.001017434	0.014849746	-0.002795258	-0.015567224	0.021403983
AA410896	C6orf9	reading frame 9	0.002041604	-0.010572995	-0.005932625	-0.020162129	0.005467962	-0.01267709	-0.010834661	-0.005238186	-0.005341211	0.007061879	-0.000583331	-0.004660017	0.021706569
AA437226	IL10RA	alpha	7.52557E-05	-0.014644824	-0.020024831	-0.024272231	0.008481733	-0.014176348	-0.004098788	-0.005074933	-0.001140764	0.014619023	-0.009875421	-0.017155925	0.019494543
AI311932	GMFG	gamma	-0.012107335	-0.02077463	-0.018842356	-0.019945132	0.016294797	-0.008627755	-0.001419068	0.002449693	-0.006363386	0.021919858	-0.015603713	-0.013960916	0.032932105
AA668726	HEM1	hematopoietic protein 1	-0.004046655	-0.021670765	-0.018567084	-0.026453028	0.010941211	-0.013436622	-0.005831408	-0.003944355	0.003047663	0.016642368	-0.011237167	-0.008398769	0.018377644
AA458472	HLA-DQB1	complex, class II, DQ beta 1	-0.012981849	-0.020899813	-0.022062243	-0.018781264	0.013020564	-0.01604634	-0.009824274	-0.004995674	0.004770641	0.008310407	-0.023715016	-0.019762623	0.001143759
T60048	ACTG2	muscle, enteric	-0.007647913	-0.010382757	0.013280778	0.00969713	-0.01196624	0.000685078	0.014519177	-0.010733742	-0.015304548	-0.010353572	-0.007009667	-0.008413354	-0.012681148
AA455925	FHL1	1	-0.00542763	0.000168995	0.007797079	0.006885881	-0.007318695	0.000588664	0.012049394	-0.004605222	-0.009245474	-0.008042484	-0.005666734	-0.005609684	-0.007863075
R38635	KIAA1005	KIAA1005 protein	-0.001366559	-0.00244412	0.013123274	0.00287317	-0.005962135	0.002243239	0.008650628	-0.003270512	-0.009064033	-0.008123015	-0.000196744	-0.004191327	-0.011284352
AA427940	PLN	phospholamban	0.001547289	-0.000317971	0.012663466	0.008014552	-0.005742979	0.002376485	0.012396271	-0.001774662	-0.003300134	-0.000803016	-0.004566387	-0.001501135	-0.001228418
AA441933	LMOD1	muscle)	-2.95824E-05	-0.00030871	0.005969529	0.000475664	-0.003884775	0.001363934	0.01331815	-0.006572088	-0.00760194	-0.004678587	-0.007891232	-0.002846981	-0.004343114
R60711	KIAA1091	RAB6 interacting protein 1	-0.00746402	-0.003129002	0.010393678	0.004164849	-0.005362261	-0.000352562	0.020112628	-0.007199227	-0.004151782	-0.005399642	-0.002170317	-0.002209271	-0.011139687
AW009647	FLNC	binding protein 280)	-0.002100569	-0.002936798	0.00489683	0.00521513	-0.002224121	-0.001614887	0.020271533	-0.008460809	-0.005880458	-0.010766582	-0.005923866	-0.001812894	-0.015424991
AA126989	MYH11	11, smooth muscle	-0.004066992	-0.001605312	0.019274137	0.010722126	-0.00455526	0.001647086	0.017473267	-0.000967515	-0.006107393	-0.003264474	-0.001725387	0.001038197	-0.009395899
AI668906	TAGLN	transgelin	-0.004605344	-0.005929153	0.002247485	0.006130435	-0.002966843	0.005006782	0.019655981	-0.006441052	-0.005511487	-0.010411559	-0.000109537	-0.007092106	-0.013944936
AA398400	CNN1	muscle	-0.001419592	0.000196435	0.01124125	0.011340553	-0.003560275	0.006697496	0.020132323	-0.004566488	-0.009354902	-0.009487963	-0.003914151	-0.004356695	-0.011599812
AA477400	TPM2	tropomyosin 2 (beta)	-0.003309036	-0.003429941	0.014062268	0.012324734	-0.00563043	0.002164084	0.021190177	-0.004326035	-0.005376535	-0.007762133	-0.009291807	-0.005691517	-0.013708857
AA877166	MYL9	regulatory	-0.004206957	-0.006178462	0.01352793	0.008857064	-0.002003493	0.003781229	0.015584685	-0.006338335	-0.009247444	-0.008211037	-0.007235754	-0.006119692	-0.013265839
AA487193	SFRP4	protein 4	-0.004879065	-0.003581591	-0.001853639	-0.004198955	-0.007003413	0.002142955	-0.003288524	-0.003798511	-0.007653251	-0.004795736	-0.005119467	-0.003452768	-0.004911626
R75635	COL5A1	collagen, type V, alpha 1	-0.008629205	-0.014778993	-0.002154485	-0.011342669	-0.009755331	-0.005085894	0.003392832	0.000370589	-0.013837559	-0.008703407	-0.008072663	-0.010284267	-0.011602114
AA136983	CDH11	cadherin (osteoblast)	-0.005237716	-0.009728206	-0.000686279	-0.007685057	-0.005715763	-0.006966328	-0.005725443	-0.002647381	-0.007430372	-0.000515952	-0.011162396	-0.009625515	-0.007614656
R36989	E2IG4	estradiol-induced	-0.005353948	-0.008045444	-0.007347623	-0.003432216	-0.006749987	-0.003320618	-0.005613005	-0.004887772	-0.009379502	0.003191072	-0.011487855	-0.011026536	-0.006204349
AI684973	AI684973	matrix protein	-0.013841372	-0.012374356	-0.010365709	-0.011229763	-0.010805081	-0.006326521	-0.00042388	-0.010259107	-0.00794782	-0.015883507	-0.008025481	-0.014168041	-0.00709214
R56211	PDGFRB	EST	-0.009464609	-0.009775723	-0.010608996	-0.009082729	-0.009746046	0.002643225	-0.00189004	-0.006911518	-0.008713609	-0.004235679	-0.013423831	-0.006952756	-0.009906447

Acc no	Symbol	Name	ab050 IM	ab004 CG	ab079 CG	ab064 N	ab134 N	ab109 CG	ab196 CG	ab045 N	ab119 IM	ab174 CG	ab177 IM	ab180 N	ab165 CG
EW74	EW74	Data not found	-0.003748622	-0.010499536	-0.007261809	-0.00633426	-0.008845043	0.005063424	0.001894277	-0.007293887	-0.009718109	-0.008886038	-0.005612901	-0.00942892	-0.008599115
N67487	MFAP2	protein 2	-0.012034633	-0.010958851	-0.008076844	-0.010010622	-0.011798057	0.002180694	0.004400332	-0.009738632	-0.008560218	-0.007471017	-0.012972245	-0.006816402	-0.015786607
AA496283	THY1	Thy-1 cell surface antigen	-0.008619102	-0.012797145	-0.017811088	-0.013335969	-0.01251427	0.000935331	-0.005273003	-0.018222669	-0.012277392	-0.014040286	-0.012417252	-0.015093007	-0.021447274
AA447781	LUM	lumican	-0.015226208	-0.018886764	-0.003143219	-0.012570926	-0.01199469	-0.003557604	0.002163258	-0.013097215	-0.022016055	-0.007497372	-0.021721564	-0.019637439	-0.016089869
H95960	SPARC	cysteine-rich (osteonectin)	-0.008471135	-0.011338403	-0.001668262	-0.012838753	-0.010687452	-0.000475953	-0.001076713	-0.011164186	-0.010891133	-0.013023495	-0.016318347	-0.006940392	-0.016994304
AA683077	MAPK1	kinase 1	-0.014512298	-0.014751549	-0.004419773	-0.015857729	-0.014929611	0.000572768	-0.001492583	-0.012650091	-0.015557788	-0.012791118	-0.018182198	-0.009106777	-0.018209482
AA490172	COL1A2	collagen, type I, alpha 2	-0.016498426	-0.018011067	-0.007193742	-0.013994665	-0.02145187	0.000652091	-0.001989466	-0.012041285	-0.010700423	-0.013490724	-0.019157338	-0.015999532	-0.018277092
NM_000090	COL3A1	(Ehlers-Danlos syndrome	-0.006831099	-0.01030314	-0.003516744	-0.008966612	-0.013616317	-0.005104018	-0.000426918	-0.010648438	-0.008268059	-0.006231901	-0.016927638	-0.01416361	-0.010313121
T98612	COL3A1	(Ehlers-Danlos syndrome	-0.010508944	-0.022659111	-0.005894789	-0.011983846	-0.018541947	-0.005401853	-0.001303067	-0.015463167	-0.010932984	-0.010167475	-0.015315073	-0.016856492	-0.013049151
R62603	COL6A3	collagen, type VI, alpha 3	-0.018929831	-0.018340915	-0.01042607	-0.010743898	-0.015493464	-0.007980096	-0.002846406	-0.016519438	-0.017595541	-0.019993701	-0.020615362	-0.016539719	-0.024848353
N51018	BGN	biglycan	-0.007514259	-0.008092587	-0.009781808	-0.009127777	-0.006340748	0.002673085	-0.000639499	-0.011537764	-0.006237995	-0.006613733	-0.008447325	-0.009430084	-0.013415035
H96738	CDH11	cadherin (osteoblast)	-0.011746116	-0.00777788	-0.006115585	-0.010687875	-0.009438649	-0.004944685	-0.003040366	-0.003583402	-0.005119974	-0.005887599	-0.012364013	-0.007558102	-0.012183251
H38240	THBS2	thrombospondin 2	-0.012417548	-0.008940399	-0.010887144	-0.006862037	-0.013667659	0.002865634	-0.003117884	-0.009555674	-0.009475215	-0.013092817	-0.013001827	-0.009237721	-0.014771834
T53298	IGFBP7	directed) polypeptide B,	-0.004704211	-0.007223848	-0.009341574	-0.012600726	-0.004445944	0.004210517	-0.001817401	-0.010376133	-0.007198425	-0.009564707	-0.01505748	-0.010750263	-0.014706541
AA936799	MMP2	(gelatinase A, 72kDa	-0.007338531	-0.006972839	-0.008284262	-0.007006883	-0.012852342	0.003322398	-0.003145015	-0.017893424	0.000876256	-0.011260017	-0.016231371	-0.011616451	-0.019476096
AA418674	FBN1	fibrillin 1 (Marfan syndrome)	-0.011192401	-0.007029977	0.00085338	-0.003574568	-0.019299184	-0.001184955	0.010521729	-0.014270438	-0.020953337	-0.013007175	-0.024197168	-0.016062742	-0.022478216
R00859	CTSK	(pycnodysostosis)	-0.015514735	-0.0131326	-0.008336828	-0.002514334	-0.012427032	0.00709113	0.00243797	-0.008482518	-0.00297631	-0.007544755	-0.02313971	-0.011821254	-0.016113598
AA670200	PCOLCE	endopeptidase enhancer	-0.000987724	-0.007865231	-0.00125737	-0.009430686	-0.00937682	0.006250585	0.012553399	-0.011888261	-0.003586497	-0.001462232	-0.011246441	-0.007611003	-0.004976863
AA291259	GPCR150	receptor	-0.004156588	-0.011951485	-0.008021367	0.000909087	-0.007195062	-0.008576865	-0.002015243	-0.009329004	-0.004593266	-0.007449394	-0.009198584	-0.017652556	-0.012072778
AA487460	DPYSL2	dihydropyrimidinase-like 2	-0.004230276	-0.00561002	-0.005514051	-0.015353289	-0.015969273	-0.006693324	0.006314639	-0.010886525	-0.008926012	-0.013404095	-0.020003252	-0.013938053	-0.019825295
AA134871	FBLN1	fibulin 1	-0.012511115	-0.001674072	0.002453624	-0.002384739	-0.008888121	0.019020907	0.004276354	0.00312174	0.006988663	-0.005413742	-0.015585981	-0.005893432	-0.013219269
AA045327	OGN	factor, mimecan)	-0.008291049	-0.002731946	0.004400395	0.000356622	-0.012697941	0.00850213	0.009817224	-0.000764596	-0.000802822	-0.006653042	-0.014061697	-0.004971973	-0.008878041
AA486280	TIMP2	metalloproteinase 2	-0.015410625	-0.008951095	-0.002552239	-0.008385696	-0.015541804	-0.001418446	-0.002148306	-0.019131553	-0.015834494	-0.017166113	-0.025830674	-0.014534519	-0.021392101
AA496022	MFAP4	protein 4	-0.002113055	-0.004869082	0.001866242	0.001175858	-0.001919123	0.002524569	0.004819369	-0.002014351	-0.001474615	-0.005187271	-0.015166361	-0.004238817	-0.009743057
H64138	H64138	decorin	-0.015146712	-0.007475777	0.00317203	-0.000786785	-0.015784033	0.00714491	0.006357939	-0.008229525	-0.005718164	-0.002724011	-0.021406984	-0.011739509	-0.016565982
AA459308	WDR1	stenosis, Williams-Beuren	-0.012657341	-0.005020097	0.000845635	-0.007259611	-0.01015579	0.003316076	0.010744619	-0.007245795	-0.010813215	-0.008279973	-0.011731716	-0.005784026	-0.019035363
M59906	TIMP1	metalloproteinase 1	-0.007445945	-0.003682063	-0.004366572	-0.004730352	-0.011085546	-0.000682106	0.00305312	-0.009275524	-0.016672387	0.000807238	-0.019184613	-0.012830582	-0.017623467
AF188298	DAB2	mitogen-responsive	-0.010969421	-0.013186248	-0.005033139	-0.011235204	-0.010065216	0.004629466	0.005784564	-0.009538055	-0.017973099	0.003759456	-0.020641599	-0.015813544	-0.018018006
AA448656	DAB2	mitogen-responsive	-0.015474719	-0.01637457	-0.001499736	-0.010617734	-0.014646399	-0.000547637	0.002277091	-0.012759224	-0.012741124	0.002410291	-0.023031477	-0.013725111	-0.017167084
W49672	WNT5A	integration site family,	-0.014319949	-0.025543924	0.001602134	-0.015497056	-0.012167654	-0.000547639	0.004282818	-0.018942178	-0.015634625	-0.003826375	0.000450906	-0.008164538	-0.007593971
W93040	W93040	ESTs	0.015914229	0.018677705	0.005220591	-0.008343698	-0.029553108	-0.001056846	0.00661926	-0.0131085	-0.009869725	-0.004222521	-0.000584929	0.007404778	0.000834485
N74911	POLE3	epsilon 3 (p17 subunit)	-0.011395016	0.020237119	-0.021425656	-0.015016696	-0.030101601	-0.018829784	0.009437256	-0.008410902	-0.031636715	-0.001287026	-0.013252036	0.000597208	-0.017370787
AA211496	HERC1	AP (UBE3A) carboxyl	-0.001909107	0.001654233	-0.01460618	-0.007950204	-0.023557443	-0.013421294	0.004941427	0.000828177	-0.026518596	0.001588205	-0.012639169	-0.003599484	-0.003933428
AI979199	MRG15	MORF-related gene 15	-0.012374186	-0.009926099	0.014046059	-0.005562954	-0.006095357	-0.00306164	-0.001106245	-0.005563153	-0.019018039	-0.007671682	-0.013553719	-0.003157614	-0.0072716
AA425947	DKK3	(Xenopus laevis)	-0.005429093	-0.01279362	0.006986266	0.000519397	-0.001627586	0.010563423	0.011155917	-0.000199028	-0.000689901	-0.004329796	-0.012907079	-0.001190742	-0.008375278
AA412266	LOC56270	hypothetical protein 628	-0.004403101	-0.003916697	-0.000180714	0.002494247	-0.00192465	-0.000734656	0.000661939	-0.00054916	0.000862134	-0.008189933	-0.005869514	-0.004070091	-0.006447049
W72596	CXX1	CAAX box 1	-0.000105251	-0.004037923	-0.001657772	0.00181475	-0.001364765	-0.005884599	0.011074363	-0.007180769	-0.003700414	-0.003663436	-0.008096535	-0.002027174	-0.006275438
AA664127	FZD1	(Drosophila)	0.002469173	-0.000537445	0.004586632	0.000378229	-0.000362681	-0.001210289	0.005887565	-0.006432836	-0.007360395	-0.012029116	-0.009952789	-0.002978757	-0.014779849
N70776	FZD1	(Drosophila)	-0.003891836	-0.003587675	-0.006627592	0.004284112	-0.005807415	-0.012559667	-0.008619816	-0.003950497	-0.002854782	-0.007274639	-0.006973007	-0.001556339	-0.01759108
T77840	DLG5	homolog 5	-0.009809279	-0.007288155	0.002587453	0.003602436	-0.007886211	0.001254069	0.002224248	-0.004839702	-0.007937069	-0.008906806	-0.01040969	-0.003263522	-0.00576722
AA478949	DLG5	homolog 5	-0.003866442	-0.014013318	-0.002773482	-0.000697391	-0.014876441	0.009950932	-0.002060056	0.000324033	-0.006850556	-0.010442343	-0.007421655	-0.003063001	-0.008065581

Acc no	Symbol	Name	ab114 CG	ab057 IM	ab187 CG	ab111 CG	ab056 D	ab015 CG	ab161 N	ab169 CG
AA496880	RPL5	ribosomal protein L5	-0.01645551	-0.004050103	0.006976561	-0.011737615	0.007219325	0.003790532	-2.59284E-05	0.015779962
AI675707	RPS7	ribosomal protein S7	-0.006227347	-0.009016488	-0.000388486	-0.022919046	0.007346474	0.001513262	-0.000211803	0.008799612
AW005795	OLFM1	olfactomedin 1	0.000397648	-8.5574E-06	-0.004373401	-0.016816253	0.021029871	0.006233395	-0.010652739	0.013310915
AW005693	NFKBIL2	ribosomal protein S7	-0.00116102	0.003835698	-0.007445976	-0.008946346	0.029855121	0.004951315	-0.004505577	0.011702246
R43544	RPL32	ribosomal protein L32	0.008502298	0.005049015	-0.017907994	-0.011555381	0.024840446	0.007433649	-0.004636784	0.025157022
AI688090	RPL22	ribosomal protein L22	-0.000676558	-0.006314058	-0.004906262	-0.010317539	0.008662357	0.008879157	-0.005237674	0.013109062
H73727	RPS14	ribosomal protein S14	-0.014494574	0.00098244	0.004076354	-0.007187298	0.023807491	0.00793247	-0.003014689	0.005085501
AW071364	FAU	sarcoma virus (FBR-MuSV)	0.000781193	0.003662219	-0.006641506	-0.002072048	0.021923461	0.002769016	-0.006858714	0.007476842
AI936175	RPS20	ribosomal protein S20	-0.005694323	0.002422261	0.001075131	-0.008612248	0.012242809	0.003649172	0.006120207	0.006523332
AW075605	RPL9	ribosomal protein L9	-0.008575573	0.001050949	-0.001750181	0.000791364	0.011203005	0.007117438	0.007508299	0.005565233
AI972799	RPL23	ribosomal protein L23	3.6443E-05	0.004170695	-0.001764191	0.000487428	0.018034654	-0.000494264	-0.001808589	-0.006355736
AA669674	EIF3S6	initiation factor 3, subunit 6	-0.00072811	-0.00265149	0.006489932	-0.004144503	0.009543495	-0.001346492	-0.000900247	0.007245833
AA633768	RPL24	ribosomal protein L24	0.002869822	0.004064495	-0.001651707	-0.000306451	0.018085365	-0.003978682	0.007414009	0.017818074
AA916859	AA916859	Data not found	-0.001250021	0.004634754	-0.004763332	-0.004271168	0.023293102	-0.006327945	0.008216362	0.02615459
AI023647	AI023647	Data not found	0.006268583	0.00699625	0.003133773	-0.00039021	0.028765472	0.003439035	0.000855831	0.018443959
W91881	DNM1L	ribosomal protein L37a	0.00582311	0.007489328	-0.003260636	0.001225151	0.018521945	-0.004005279	0.00208735	0.003023441
AI611010	RPS10	ribosomal protein S10	-0.004573936	-0.000160215	-0.009140757	-0.009903943	0.019943413	0.001405834	0.007222422	0.009909309
AW082973	ELL	leukemia gene)	0.003173964	-0.001652949	-0.006238078	-0.003165523	0.021256934	-0.001343391	-0.002691186	0.003240534
AW074994	RPS9	ribosomal protein S9	0.002819828	-0.003575168	-0.013806342	0.007649324	0.017022928	0.004674923	0.004753459	0.005705169
AW073449	RPL29	ribosomal protein L29	-0.006329952	0.002103464	-0.009701102	-0.003566799	0.016383294	-1.65316E-05	0.001622309	0.008618432
AW074920	RPS12	R3HU12 ribosomal protein	0.00802292	-0.000382705	-0.003516082	0.000609377	0.025270646	-0.003571784	-0.003358522	0.007069688
W72032	RPS21	ribosomal protein S21	-0.00708011	-0.001253398	-0.011266656	-0.007957583	0.013169987	-0.002176808	-0.005831506	-0.001141968
AI972898	TBCD	T43482 hypothetical protein	-0.001665354	-0.006567323	-0.005810051	0.009311855	0.012791824	-0.012487933	-0.001826755	0.013509758
AI972568	RPL36A	ribosomal protein L36A	-0.005310541	-0.00358106	-0.013280195	-0.000412655	0.01279253	-0.001410229	-0.00667653	0.012034525
AA490209	ARPC1A	complex, subunit 1A, 41kDa	0.01102514	-0.005375383	0.001452104	0.001512306	0.002451558	0.00032523	-0.001107777	0.001585861
H97778	CDH1	cadherin (epithelial)	0.000323015	-0.000771333	0.008547567	0.003957517	-0.006553176	0.008461574	0.003676179	-0.003157236
H94471	OCLN	occludin	-0.009449025	0.003613973	0.010624843	0.01069041	0.003052463	0.014791324	-0.005840859	0.000838436
AA522505	CCNB2	cyclin B2	0.004651593	-0.012362947	-0.016659156	-0.009977008	-0.006559477	-0.007257734	-0.010745932	-0.004017078
N93924	RFC4	(activator 1) 4, 37kDa	-0.004975087	-0.009088739	-0.009197363	-0.005910423	-0.01152077	-0.018040104	-0.008089658	-0.006553689
W87751	TIMELESS	(Drosophila)	0.001972236	-0.007457992	-0.011917942	-0.007280815	0.000986005	-0.00222706	-0.018844707	-0.024827791
AA732873	STK18	serine/threonine kinase 18	0.006895608	-0.012297862	-0.010092709	-0.007405839	-0.003051148	-0.009251515	-0.008717084	-0.020642264
AA426264	MKI67	monoclonal antibody Ki-67	-0.000822936	-0.011098928	-0.001625279	-0.010779535	-0.009463175	0.000229946	-0.014149135	-0.008203601
AI057325	POLQ	theta	0.00096787	-0.012529804	-0.006635273	-0.007575576	-0.001305954	-0.012538142	-0.005639053	-0.004130934
AA279680	RAP1A	oncogene family	-0.002950959	-0.00807832	-0.007621214	-0.002125499	-0.006149965	-0.00258318	-0.00601846	-0.004215745
H94617	RFC3	(activator 1) 3, 38kDa	-0.007201049	-0.007381187	-0.011184818	-0.003058135	-0.003698121	-0.005068843	-0.003283501	-0.009618535
N26643	CDK2	cyclin-dependent kinase 2	-0.008853719	-0.014264961	-0.021466874	-0.003652566	-0.008895075	-0.008909185	-0.002240418	-0.012350408
AA219061	MSH2	cancer, nonpolyposis type 1	-0.013758139	-0.015995557	-0.005582282	-0.004862719	-0.0114055	-0.000579165	-0.010731699	-0.021998215
AA410394	BAF53A	BAF53	-0.004145304	-0.00375064	-0.008846238	-0.00998801	0.001257962	-0.006526453	-0.011221641	-0.008317092
AA452095	SMC4L1	maintenance of	-0.006484651	-0.016247571	-0.023582363	-0.011510328	-0.004167365	-0.008788002	-0.008336661	-0.023580413
W93379	NEK2	a)-related kinase 2	0.008506599	-0.005184309	-0.006309138	-0.006193998	0.002679716	-0.014422479	-0.008217963	-0.021409018
AA448659	CDC25B	cell division cycle 25B	0.007848638	-0.012790189	-0.017999883	-0.012139712	-0.009955526	-0.022893093	-0.016562202	-0.011653602
AA668388	PTAFR	receptor	4.63587E-05	-0.015277786	-0.024023949	-0.015132603	-0.007759863	-0.021527892	-0.012039027	-0.01183678
R27615	PRKDC	activated, catalytic	-0.004650182	-0.012126631	-0.018609369	-0.013704068	-0.003840981	-0.012080875	-0.013862456	-0.010031249
H87536	COL17A1	collagen, type XVII, alpha 1	0.002760572	-0.01107106	-0.015295279	-0.015570447	-0.008572143	-0.012454671	-0.014988374	-0.009205014
H37989	FKBP1A	beta-tubulin mRNA,	-0.00490675	-0.009976706	-0.012425141	-0.015051988	-0.007047686	-0.020589635	-0.017148296	-0.01781273
AA598815	PSMA5	macropain) subunit, alpha	-0.000139755	-0.015700669	-0.019776142	-0.00483171	-0.006116691	-0.015605549	-0.027587524	-0.009966173
N33274	PAICS	ole carboxylase,	-0.00524545	-0.015657218	-0.011664112	-0.010302347	-0.000918211	-0.013021632	-0.014072986	-0.007796932
AA496025	MCM7	maintenance deficient 7 (S.	-0.004306699	-0.014882823	-0.022748572	-0.009284562	-0.008988178	-0.015048323	-0.015119459	-0.01071298
AA456608	MCM3	maintenance deficient 3 (S.	-0.005380558	-0.017548829	-0.013705579	-0.006731008	-0.014565285	-0.013977295	-0.018270131	-0.015867408
AA291398	CHC1	1	0.007504467	-0.006564164	-0.012405962	-0.018050827	-0.002584831	-0.01647177	-0.020519085	-0.016822312
R16712	ANLN	(scraps homolog,	0.002821486	-0.010573781	-0.009882154	-0.014758	-0.012730788	-0.013646455	-0.008203648	-0.016079133
AA400476	KNSL6	centromere-associated	-0.002333042	-0.010570046	-0.004575895	-0.008323903	-0.004526729	-0.004269457	-0.012181136	-0.021584179
AA458994	PMSCL1	autoantigen 1, 75kDa	0.006470409	-0.00779705	-0.016752983	-0.005971883	0.000696383	-0.018530455	-0.011010131	-0.009137601
AI364509	RACGAP1	protein 1	0.00994015	-0.003623008	-0.01822288	-0.009151499	-0.005746376	-0.009212121	-0.020022887	-0.013982121
H63492	STK15	serine/threonine kinase 6	0.008051943	-0.008953157	-0.010022863	-0.005413854	-0.002472194	-0.00684733	-0.005800902	-0.009774932
R19158	STK15	serine/threonine kinase 6	0.008929392	-0.008974132	-0.011495521	-0.003409475	-0.0031652	-0.005172165	-0.009725428	-0.010892976
AA464256	DTYMK	(thymidylate kinase)	0.012519785	-0.007351488	-0.015971974	-0.015799055	0.000263189	-0.01848486	-0.017911001	-0.01400493
AA279990	TACC3	Data not found	0.008995097	-0.015003549	-0.026336174	-0.007629114	-0.009463932	-0.017978188	-0.016735477	-0.012034021
AA071486	STK12	serine/threonine kinase 12	0.001923292	-0.017461894	-0.015835122	-0.004702951	-0.00058236	-0.014658205	-0.012995462	-0.006261039
AA026682	TOP2A	alpha 170kDa	-0.000249537	-0.010073011	-0.009814177	-0.003565515	-0.001723287	-0.011899921	-0.013875735	-0.012259744

Acc no	Symbol	Name	ab114 CG	ab057 IM	ab187 CG	ab111 CG	ab056 D	ab015 CG	ab161 N	ab169 CG
AA504348	TOP2A	alpha 170kDa	0.001372022	-0.010486663	-0.01380567	-0.007085954	-0.004455362	-0.014426804	-0.012723563	-0.016497157
AA430504	UBE2C	enzyme E2C	0.000734739	-0.009104984	-0.015311709	-0.010683611	-0.005321197	-0.017159304	-0.013447948	-0.011958967
AA457034	MYBL2	oncogene homolog (avian)-	0.006604486	-0.01568381	-0.019111705	-0.012943543	-0.00376599	-0.012152745	-0.018058201	-0.008865296
AA456878	MYBL2	oncogene homolog (avian)-	0.006021834	-0.014998298	-0.019299207	-0.010045852	-0.009380446	-0.011473843	-0.014929512	-0.014882125
PM0026	MYB	Data not found	0.005670685	-0.010591783	-0.01324786	-0.007462661	-0.005946227	-0.013690859	-0.006719474	-0.010538626
AA187351	RRM2	polypeptide	0.009237023	-0.020933784	-0.020965377	-0.012337953	-0.000515072	-0.014778238	-0.023237478	-0.017225097
AA430032	PTTG1	1	0.007929624	-0.014484566	-0.014338643	-0.00859017	-0.009791735	-0.017953777	-0.016322032	-0.008479958
AA598974	CDC2	and G2 to M	0.004304079	-0.012467657	-0.014580775	-0.011630848	-0.007074393	-0.012244406	-0.01424655	-0.011287155
AA706968	ZWINT	ZW10 interactor	0.007906997	-0.020395415	-0.022515211	-0.012455641	-0.006140432	-0.019849544	-0.022278991	-0.015655229
AA629262	PLK	polo-like kinase (Drosophila)	0.007200621	-0.015965748	-0.021148717	-0.004890907	-0.005885595	-0.016063617	-0.013712165	-0.016948826
AA449336	PRC1	cytokinesis 1	-0.000591916	-0.009931199	-0.014300433	-0.010379474	-0.004413573	-0.007664592	-0.016222475	-0.010619184
AA873060	STMN1	stathmin 1/oncoprotein 18	0.006663586	-0.010229762	-0.014916054	-0.010709744	-0.001847256	-0.018346807	-0.015351186	-0.013028822
AA774665	CCNB2	cyclin B2	0.008024514	-0.005838684	-0.017458141	-0.006505102	-0.00071394	-0.008620398	-0.017186128	-0.012968177
AA450265	PCNA	antigen	0.000773858	-0.011807238	-0.015393028	-0.017176311	-0.005746664	-0.018174037	-0.02189635	-0.014411093
AA933862	CD3E	polypeptide (TiT3 complex)	0.001813342	-0.003279937	-0.016137341	0.010612622	-0.004368475	-0.009939208	-0.005586615	0.006392424
AA055946	CD3D	polypeptide (TiT3 complex)	0.002962768	-0.010886312	-0.016973645	0.003373697	-0.003551469	-0.005385392	-0.01522205	0.008531714
AF095742	KLK8	(neuropsin/ovasin)	-0.003294846	-0.011458943	-0.00995067	-0.006770832	-0.006685506	-0.009618722	-0.014931079	-0.006322381
AA491302	ICA1	69kDa	-0.013099184	-0.028056649	-0.011001985	-0.005415154	-0.019595678	-0.025251045	-0.013340599	-0.007168121
N51614	FMNL	formin-like	-0.004383845	-0.018743674	-0.018518658	-0.011071006	-0.017476764	-0.021143149	-0.002076691	0.003637759
AA991507	SELPLG	selectin P ligand	-0.005629323	-0.018451622	-0.010385033	-0.003974749	-0.010871536	-0.014510284	-0.010959197	-0.005931492
AA406585	LAPTM5	multispanning membrane	-0.009655401	-0.016470176	-0.016626854	-0.018295154	-0.014312757	-0.00671682	-0.017813807	-0.011417646
AA463492	CYBB	polypeptide (chronic	-0.013812093	-0.020551237	-0.01650751	-0.019499601	-0.020009261	-0.017874494	-0.023719511	-0.015972206
AA451863	PP15	CD4 antigen (p55)	-0.009835177	-0.031746999	-0.01278308	-0.01517805	-0.025558911	-0.016349303	-0.017637145	-0.01267271
AA043790	AA043790	FLJ14296 fis, clone	-0.01297581	-0.020950871	-0.013573801	-0.018801803	-0.015997926	-0.013320761	-0.015837275	-0.014807609
AA476285	PP15	CD4 antigen (p55)	-0.001798948	-0.016018588	-0.014144207	-0.023528978	-0.01794581	-0.010928141	-0.019673963	-0.010292178
H05820	MRPL3	protein L3	0.015404898	-0.019292021	-0.006147086	0.003288625	-0.007816701	-0.01476181	-0.01160571	-0.004230024
AA490846	AA490846	CD49D, alpha 4 subunit of	-0.01660814	-0.020094975	-0.013903051	0.002136406	-0.015979947	-0.010905618	-0.013664485	-0.003028403
T64192	T64192	T cell receptor beta locus	0.007505378	-0.007860398	-0.015175934	0.002836257	-0.008948683	-0.006450898	-0.006160083	0.005988617
R38343	PTPRG	phosphatase, receptor type,	-0.011209585	-0.024105785	-0.014568893	-0.009321172	-0.020944743	-0.006094706	-0.017996966	-0.00487545
AA417600	RAB18	oncogene family	-0.003500642	-0.022719727	-0.007367246	-0.00459109	-0.009287567	-0.013703867	-0.010853325	-0.002153276
N91921	TRB@	T cell receptor beta locus	0.000249154	-0.01036627	-0.010874283	0.004330141	-0.0066964	-0.011421132	-0.005502889	0.003321188
AA938345	AA938345	cDNA DKFZp564N1116	-0.008854251	-0.012672985	-0.012001966	-0.002868581	-0.007826523	-0.017221663	-0.006431798	0.000857012
H74265	PTPRC	phosphatase, receptor type,	-0.013109083	-0.019261184	-0.013315218	-0.008615665	-0.019207301	-0.013356775	-0.013422762	0.002527553
AA424575	HCLS1	Lyn substrate 1	0.002915967	-0.017638519	-0.01358446	-0.002821985	-0.018049023	-0.023238378	-0.013986628	-0.005107724
AA487426	ARHGDIB	inhibitor (GDI) beta	-0.006691126	-0.020866519	-0.013632683	-0.00872822	-0.017113115	-0.017115286	-0.009761965	-0.006684031
AA132090	CD53	CD53 antigen	-0.011737343	-0.017970687	-0.007138058	-0.009860282	-0.014723212	-0.015685839	-0.018334004	-0.004129331
AA521232	HSPC022	HSPC022 protein	0.006033636	-0.018184156	-0.00941554	0.001883725	-0.012154896	-0.016441842	-0.011902955	-0.004839208
AA410896	C6orf9	reading frame 9	-0.003468989	-0.018522354	-0.008171459	-0.007144289	-0.007306911	-0.015244595	-0.007886749	-0.003116495
AA437226	IL10RA	alpha	0.008538218	-0.014462935	-0.010537293	-0.007672179	-0.012602699	-0.0161725	-0.014379668	-0.003332773
AI311932	GMFG	gamma	-0.006892681	-0.01039643	-0.014151051	-0.002786506	-0.007321509	-0.022336733	-0.01173908	0.000386092
AA668726	HEM1	hematopoietic protein 1	-0.005468413	-0.021706671	-0.011599128	-0.010776032	-0.025049383	-0.022403517	-0.016582584	-0.02133827
AA458472	HLA-DQB1	complex, class II, DQ beta 1	-0.003675334	-0.029170164	-0.014015793	-0.00041542	-0.020952228	-0.023078466	-0.02169092	-0.013846972
T60048	ACTG2	muscle, enteric	-0.005840164	-0.005030419	-0.010250077	-0.013340155	0.000478859	-0.008903144	-0.008896402	-0.007887518
AA455925	FHL1	1	-0.003107146	-0.000462031	0.000192082	-0.005667235	0.004096772	0.000799226	0.001379506	-0.003615502
R38635	KIAA1005	KIAA1005 protein	-0.005636579	-0.005006826	-0.000672465	-0.005964565	0.001231354	-0.003372815	-0.000363197	-0.003410308
AA427940	PLN	phospholamban	-0.004370593	0.005295267	-0.003143832	-0.005913025	0.009396268	0.004515224	0.006214917	-0.001088532
AA441933	LMOD1	muscle)	0.003099974	-0.0001654	-0.004291794	-0.007341619	0.004838968	0.006327827	-0.005139339	-0.005522018
R60711	KIAA1091	RAB6 interacting protein 1	-0.008480373	-0.002328339	-0.007233018	-0.001577612	0.002347297	-0.005170067	-0.000998916	-0.009456689
AW009647	FLNC	binding protein 280)	-0.000541855	8.03317E-05	-0.005206958	-0.003128037	0.00424188	-0.004897629	-0.002603387	-0.002101403
AA126989	MYH11	11, smooth muscle	-0.003676272	-0.001197938	-0.001518545	-0.007628378	0.004716836	0.003019934	-0.001718709	0.000180266
AI668906	TAGLN	transgelin	0.001499214	0.0003847	-0.003458411	-0.001084299	0.005800026	-0.002837832	-0.001695857	0.001530402
AA398400	CNN1	muscle	-0.001247729	0.003205503	-0.003159302	-0.005297552	0.009417249	-0.003738421	0.000890482	-0.000628589
AA477400	TPM2	tropomyosin 2 (beta)	-0.001534369	0.004509964	-0.003929024	-0.008201824	0.006093501	-0.000248168	-0.002945075	-0.004381909
AA877166	MYL9	regulatory	0.000453958	0.000559802	-0.006669157	-0.00947144	0.00788106	-0.003930563	-0.00285372	-0.008169112
AA487193	SFRP4	protein 4	-0.006969802	-0.003376612	-0.002685788	-0.003900603	-0.005774328	-0.006179527	-0.005043282	-0.004428251
R75635	COL5A1	collagen, type V, alpha 1	-0.002279076	-0.015955174	-0.003141786	-0.005406514	-0.011007924	-0.013552197	-0.000991923	-0.012299105
AA136983	CDH11	cadherin (osteoblast)	-0.00615568	-0.005486157	-0.004562014	-0.008045636	-0.007478776	-0.008200166	-0.001926372	-0.004407464
R36989	E2IG4	estradiol-induced	-0.00720125	-0.008978757	-0.006774124	-0.009632824	-0.008997616	-0.013112619	-0.004193116	-0.002884275
AI684973	AI684973	matrix protein	-0.0051376	-0.012601602	-0.000281162	-0.005083291	-0.01103234	-0.014436734	-0.003236453	-0.006520382
R56211	PDGFRB	EST	-0.00528461	-0.013245179	0.002367132	-0.0132514	-0.007671878	-0.012276103	-5.39486E-05	-0.006204012

Acc no	Symbol	Name	ab114 CG	ab057 IM	ab187 CG	ab111 CG	ab056 D	ab015 CG	ab161 N	ab169 CG
EW74	EW74	Data not found	0.000256027	-0.006707261	-0.00357024	-0.008530085	-0.010447593	-0.00927065	-0.003805454	-0.0044335
N67487	MFAP2	protein 2	-0.005014327	-0.009121372	-0.008770993	-0.008166049	-0.009508274	-0.013564764	-0.00989126	-0.005938666
AA496283	THY1	Thy-1 cell surface antigen	-0.005516283	-0.016302818	-0.00669277	-0.01817101	-0.015820438	-0.015602964	-0.011403949	-0.001973967
AA447781	LUM	lumican	-0.003664832	-0.01792028	-0.005329638	-0.014890913	-0.012012281	-0.017158046	-0.011100626	-0.01028357
H95960	SPARC	cysteine-rich (osteonectin)	-0.010179728	-0.011858811	0.003129118	-0.01237468	-0.00984393	-0.013083262	-0.00474096	-0.005569259
AA683077	MAPK1	kinase 1	-0.007950385	-0.01357453	0.004021168	-0.009984215	-0.017065444	-0.015384528	-0.007206226	-0.005354676
AA490172	COL1A2	collagen, type I, alpha 2	-0.002983584	-0.019133025	0.00774505	-0.014130838	-0.019880669	-0.017480713	-0.012127698	-0.007904859
NM_000090	COL3A1	(Ehlers-Danlos syndrome	0.002525983	-0.014059456	0.003470393	-0.009033898	-0.015011744	-0.012657199	-0.015264083	-0.01014176
T98612	COL3A1	(Ehlers-Danlos syndrome	-0.001084032	-0.018180252	0.006759492	-0.010365527	-0.022633342	-0.0178302	-0.016454936	-0.013739648
R62603	COL6A3	collagen, type VI, alpha 3	-0.008480987	-0.021395928	-0.010262966	-0.022950121	-0.017163236	-0.017269735	-0.013706634	-0.007968854
N51018	BGN	biglycan	-0.003481944	-0.005722922	-0.003531916	-0.006303386	-0.007745847	-0.009205868	-0.003841618	-0.004959125
H96738	CDH11	cadherin (osteoblast)	-0.006815304	-0.008474766	-0.003115453	-0.005851686	-0.010340971	-0.007854717	-0.007189629	-0.007136258
H38240	THBS2	thrombospondin 2	-0.009961064	-0.013657221	-0.007180445	-0.012284911	-0.010414269	-0.006595153	-0.005587464	-0.006288049
T53298	IGFBP7	directed) polypeptide B,	-0.004223127	-0.001336021	-0.007221434	-0.016800186	-0.007141491	-0.010508716	-0.003971002	-0.007448728
AA936799	MMP2	(gelatinase A, 72kDa	0.000967804	-0.013001591	0.00418915	-0.012518215	-0.012452068	-0.015520927	-0.006601891	-0.003715231
AA418674	FBN1	fibrillin 1 (Marfan syndrome)	-0.006649137	-0.019751149	-0.007388598	-0.015468807	-0.009969453	-0.010108398	-0.01475072	-0.002339793
R00859	CTSK	(pycnodysostosis)	-0.001063627	-0.010956466	-0.009030563	-0.009335543	-0.013395318	-0.013610177	-0.009254152	-0.009039059
AA670200	PCOLCE	endopeptidase enhancer	-0.003578775	-0.002122853	0.001127906	-0.00859784	-0.001419929	-0.012045066	-0.000299605	0.00895804
AA291259	GPCR150	receptor	-0.001993253	-0.006263168	-0.002308039	-0.011562275	-0.006014416	-0.00500553	-0.005870075	-0.008388657
AA487460	DPYSL2	dihydropyrimidinase-like 2	-0.0103686	-0.011872066	-0.000257621	-0.012760413	-0.007842849	-0.005310946	-0.007996992	-0.005433685
AA134871	FBLN1	fibulin 1	-0.004813111	-0.004866704	0.008266704	-0.01002187	-0.00321545	-0.00681005	0.004758353	0.011132529
AA045327	OGN	factor, mimecan)	-0.006983235	0.002352948	0.003333643	-0.010810297	0.002390101	-0.018194971	-0.002451493	0.003570777
AA486280	TIMP2	metalloproteinase 2	-0.014378486	-0.016999393	-0.008739397	-0.020289345	-0.021414155	-0.007570241	-0.010340942	-0.010639093
AA496022	MFAP4	protein 4	-0.000360072	-0.003981103	0.001635872	-0.009864129	-0.004312291	-0.004232995	-0.000329903	-0.003616448
H64138	H64138	decorin	-0.00784479	-0.011131141	-0.000440948	-0.012130357	-0.009219695	-0.005473315	-0.00158654	-0.001813603
AA459308	WDR1	stenosis, Williams-Beuren	-0.002227336	-0.005171913	0.015770294	-0.010119917	-0.0058737	-0.010775147	-0.002718188	-0.000739407
M59906	TIMP1	metalloproteinase 1	-0.009367764	-0.006964147	-0.002305255	-0.014608068	-0.00506726	-0.014649472	-0.009302355	-0.003033083
AF188298	DAB2	mitogen-responsive	-0.004794611	-0.010514933	-0.003406595	-0.013784731	-0.00356822	-0.012388239	-0.015713277	-0.002517175
AA448656	DAB2	mitogen-responsive	-0.009298862	-0.012450285	-0.005476402	-0.011285782	-0.014360941	-0.011026933	-0.012973228	0.001102441
W49672	WNT5A	integration site family,	0.002105692	-0.010974395	0.002753631	0.00275277	-0.01866611	-0.000630619	-0.005268367	-0.003059172
W93040	W93040	ESTs	-0.003172211	-0.004604515	-0.005480466	-0.002043305	0.004750726	-0.004919639	-0.004791134	-0.00798399
N74911	POLE3	epsilon 3 (p17 subunit)	0.012165968	-0.009080205	0.005018519	-0.007579486	-0.007668515	-0.002665141	-0.010580679	0.010646477
AA211496	HERC1	AP (UBE3A) carboxyl	-0.002001864	-0.019797887	-0.008090003	-0.007473832	-0.013111679	-0.00431504	-0.012789453	-0.007061179
AI979199	MRG15	MORF-related gene 15	-0.018273954	-0.008301854	-0.000122854	-0.001405583	-0.006967632	-0.004493665	0.002141121	0.001900906
AA425947	DKK3	(Xenopus laevis)	-0.007564507	0.013498507	-0.000180497	-0.005997831	0.020281626	0.002221022	0.007536123	0.006338708
AA412266	LOC56270	hypothetical protein 628	0.00359293	0.002613766	-0.004271517	0.001093713	0.007741461	0.005089073	7.16268E-05	0.00369204
W72596	CXX1	CAAX box 1	-0.006802725	0.004528308	-0.001122455	0.002990526	0.00636372	-0.000515622	0.003141954	-0.000829343
AA664127	FZD1	(Drosophila)	-0.000374388	0.005476811	0.001043699	-0.003746822	-0.001228199	0.004763624	-0.007392025	-0.010040252
N70776	FZD1	(Drosophila)	-0.002855174	0.001578533	0.004790599	-0.012064748	-0.00555217	-0.000352631	-0.006163081	-0.02051078
T77840	DLG5	homolog 5	0.00118089	-0.006702635	-0.006134457	-0.005858657	-0.009198552	-0.006827254	-0.017803504	-0.014820096
AA478949	DLG5	homolog 5	-0.008318433	-0.011343518	-0.002746954	-0.000792721	-0.013824013	-0.009753429	-0.013352218	-0.009408973

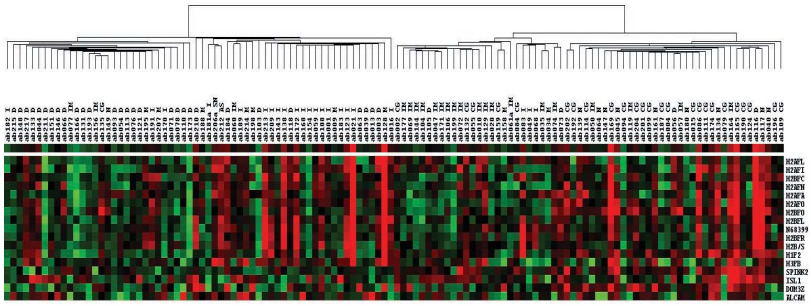

Fig 1 region A

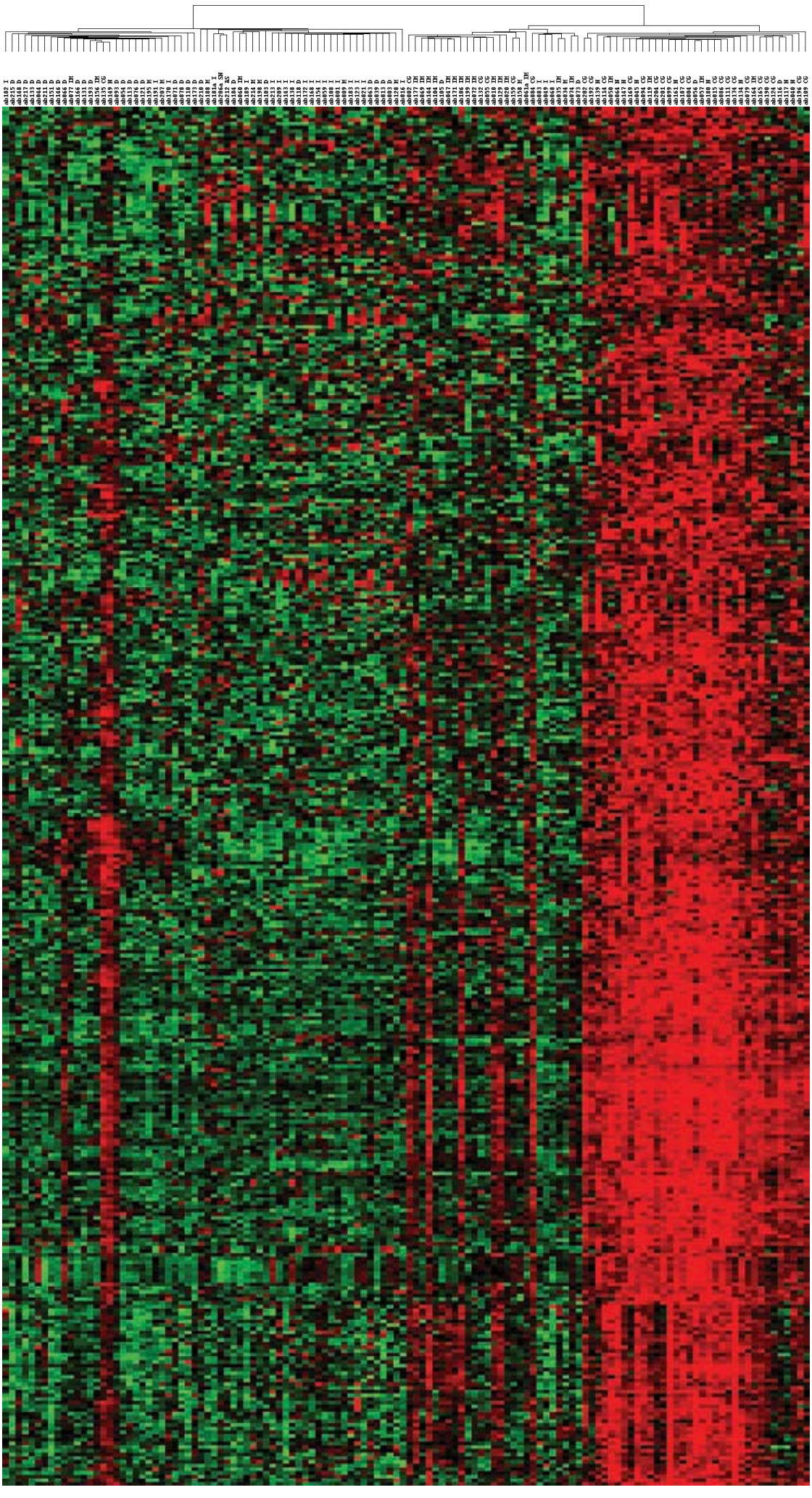

Fig 1 region B

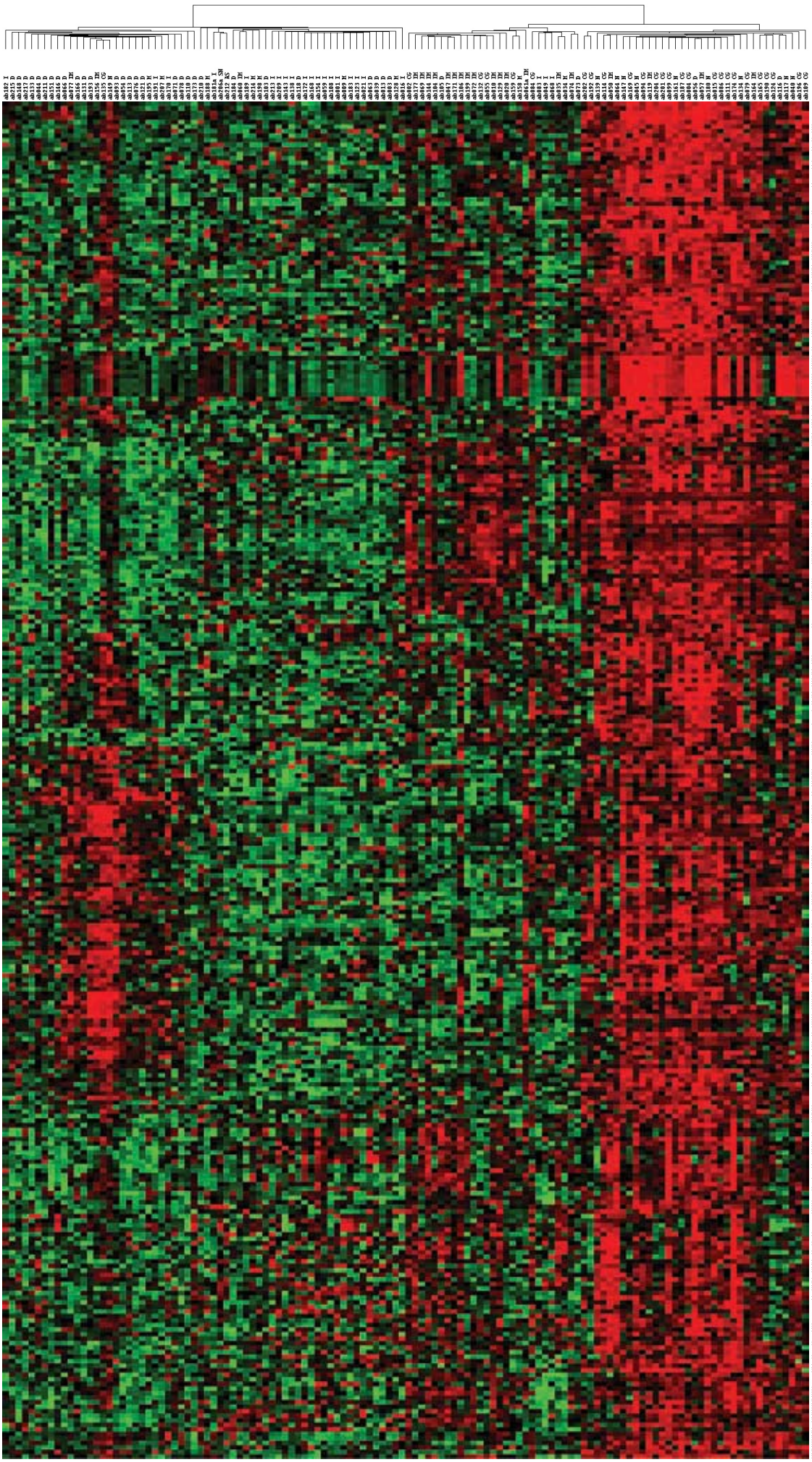

Fig 1 region B cont'd

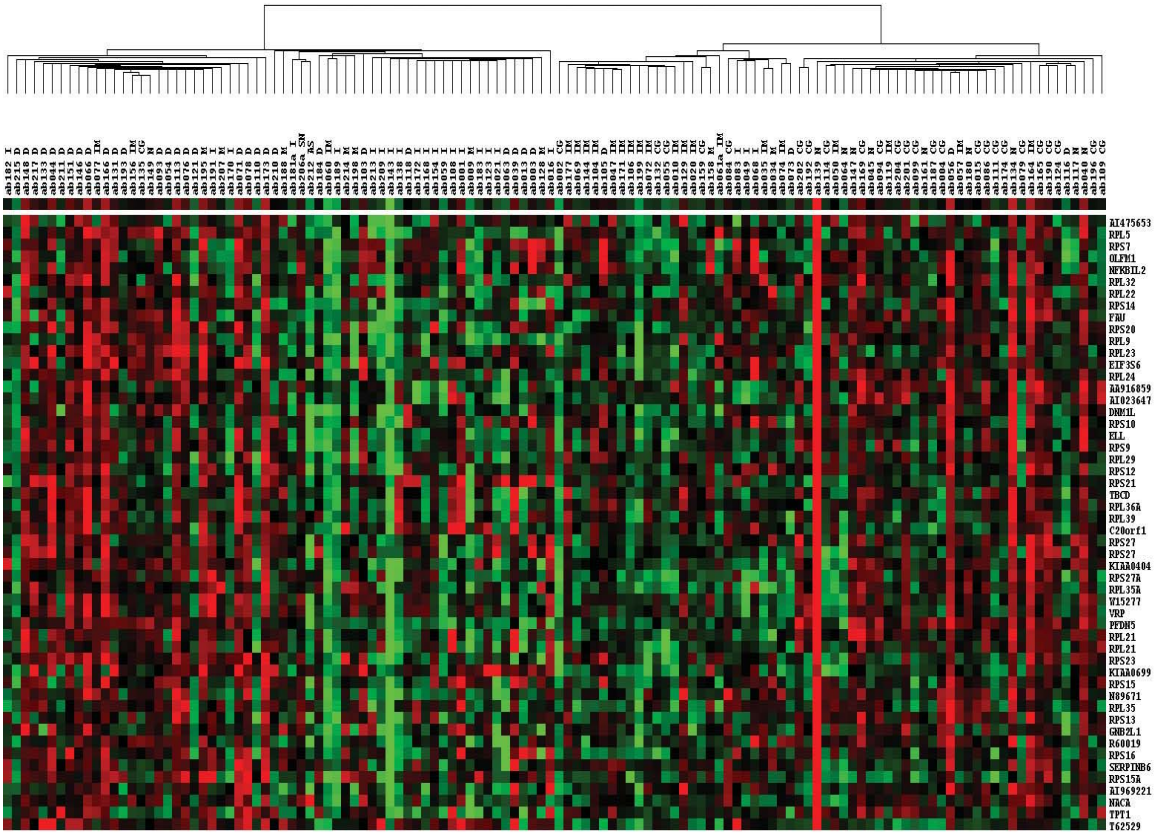

Fig 1 region C

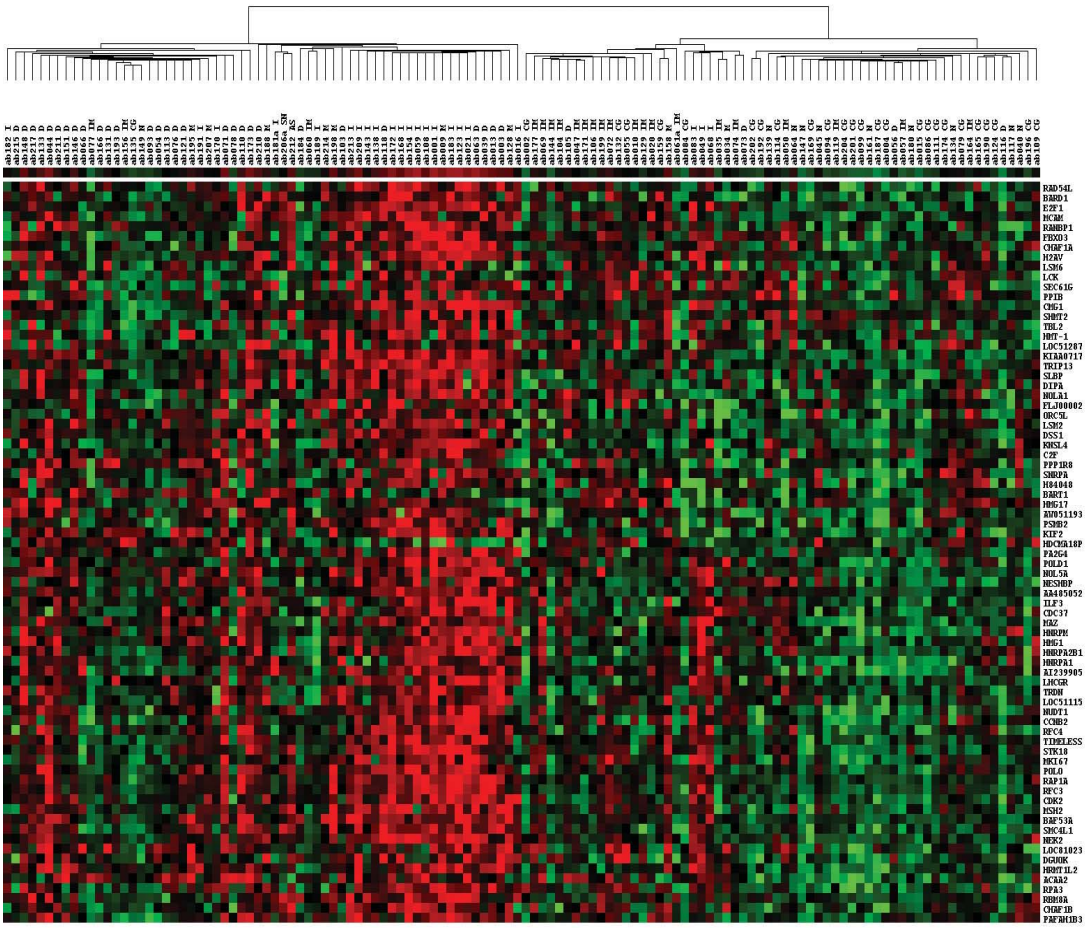

Fig 1 region D1

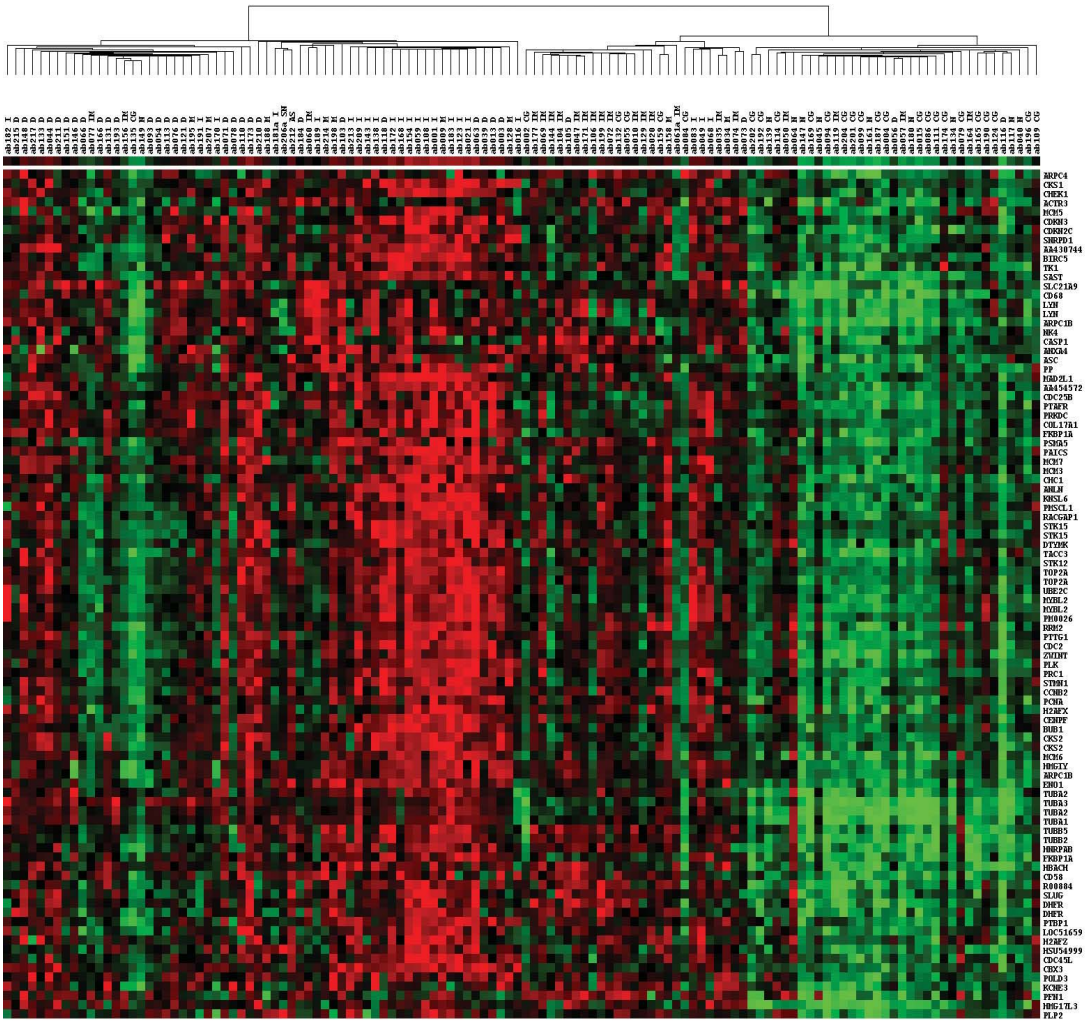

Fig 1 region D2

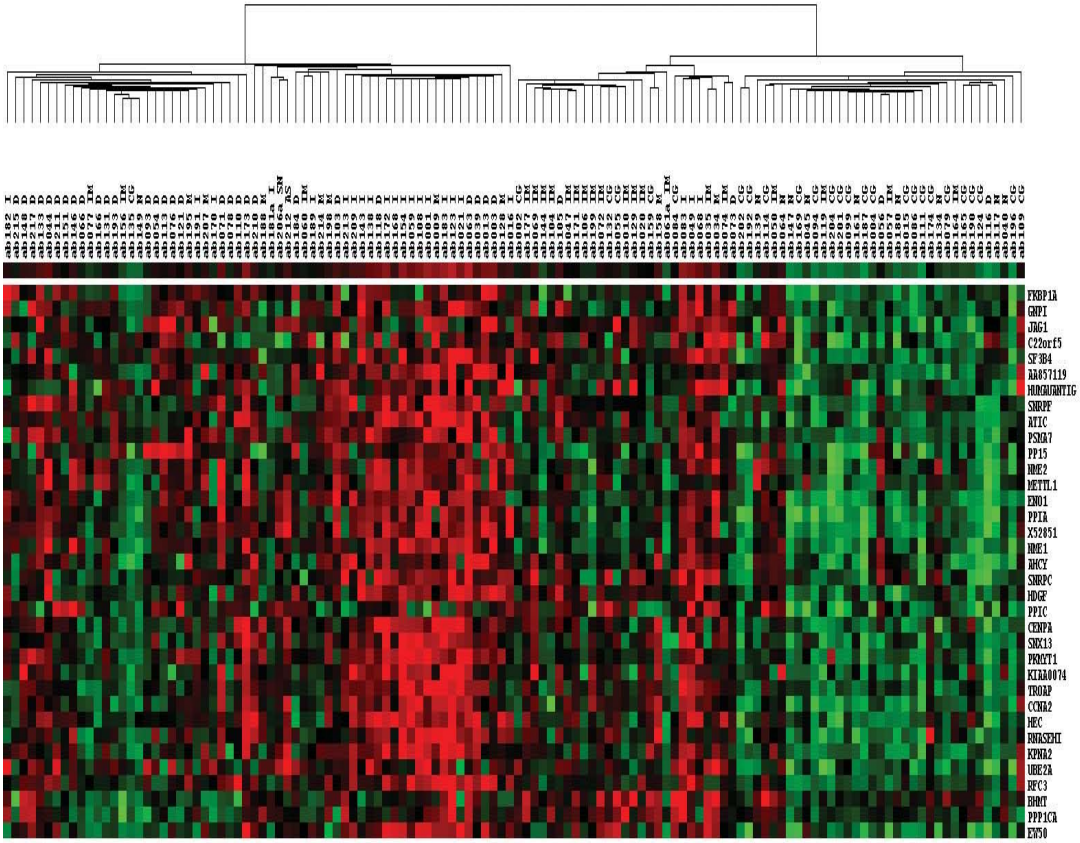

Fig 1 region D3

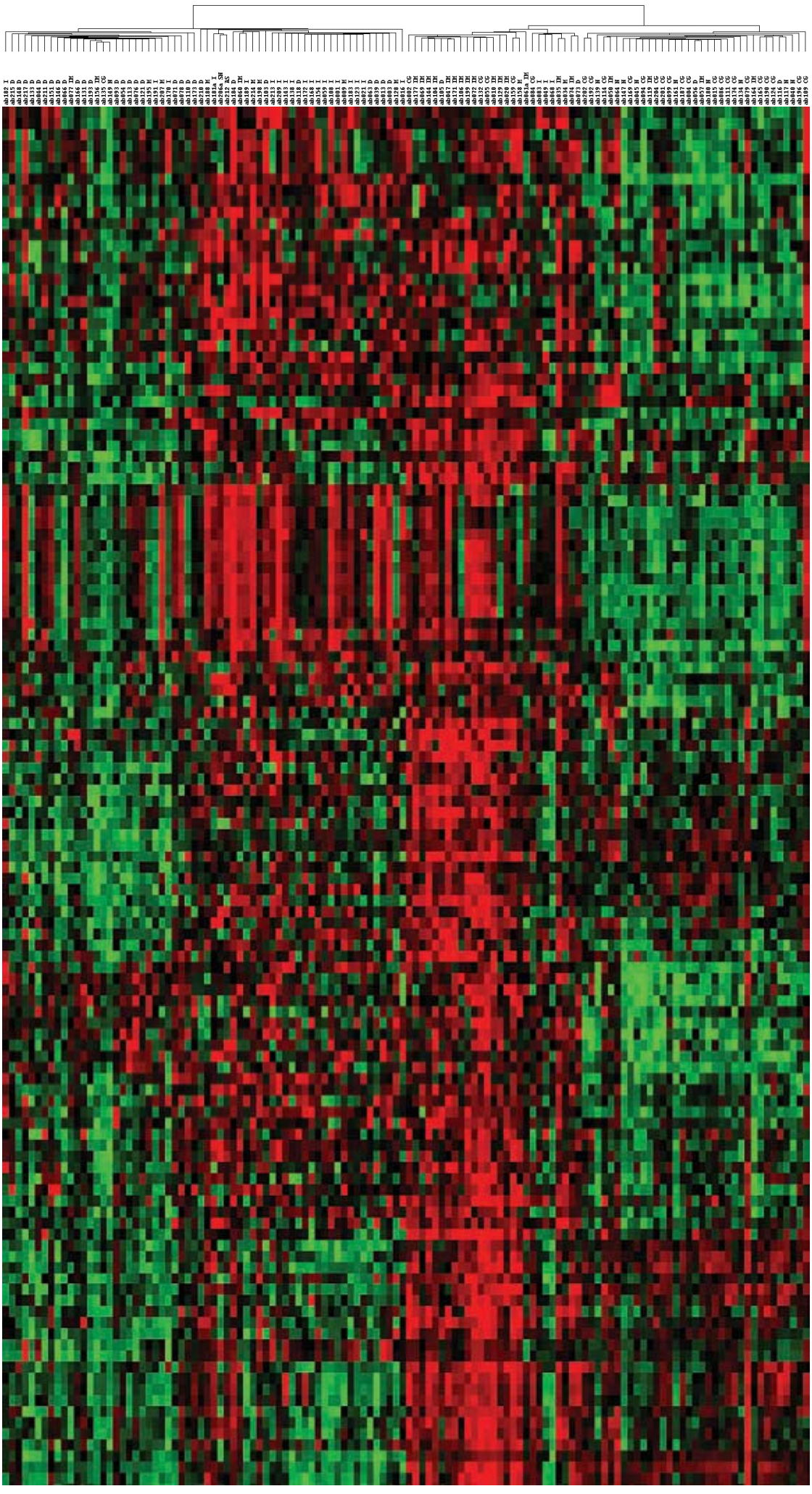

Fig 1 region E



Fig 1 region E cont'd

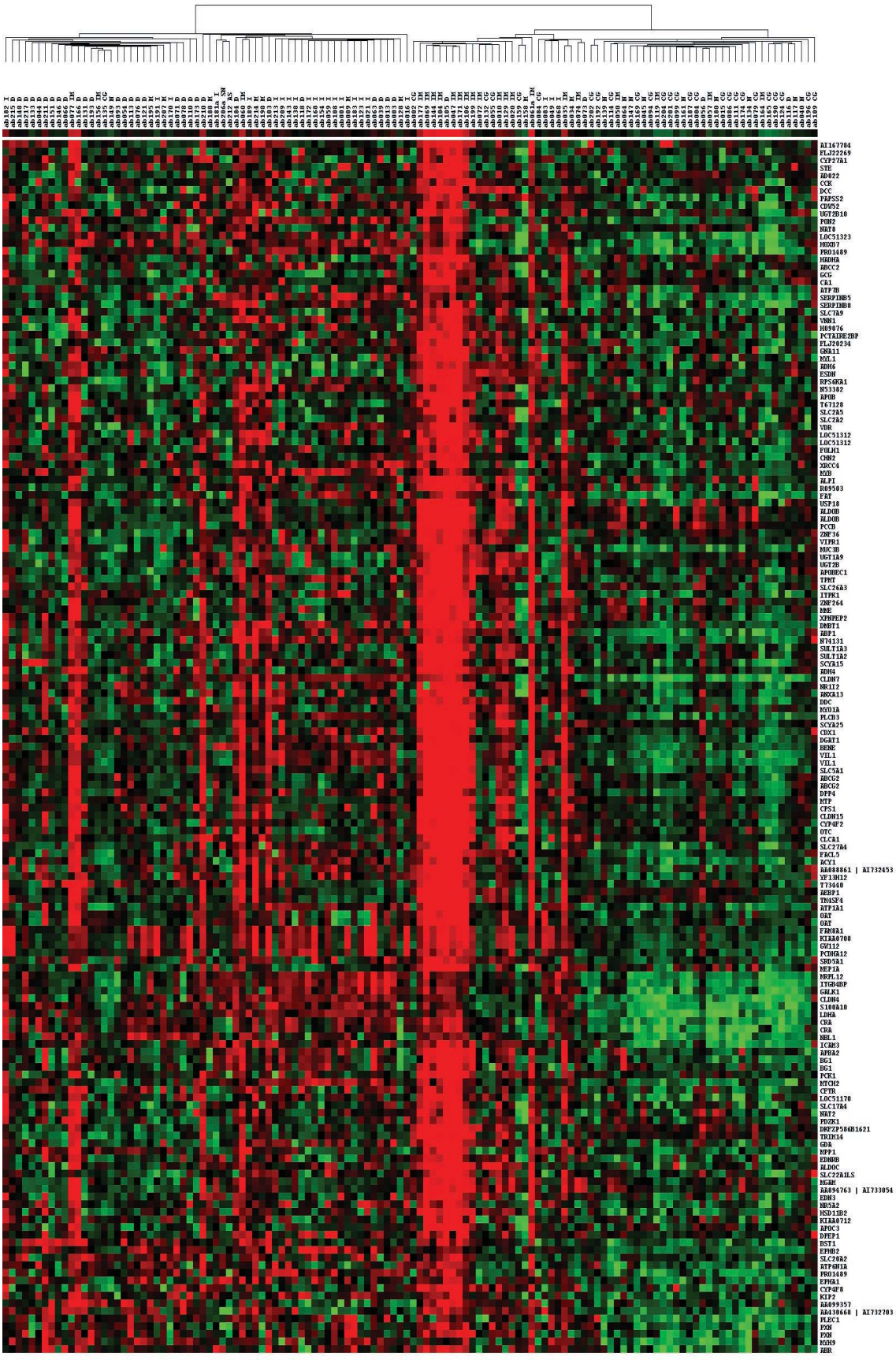

Fig 1 region F

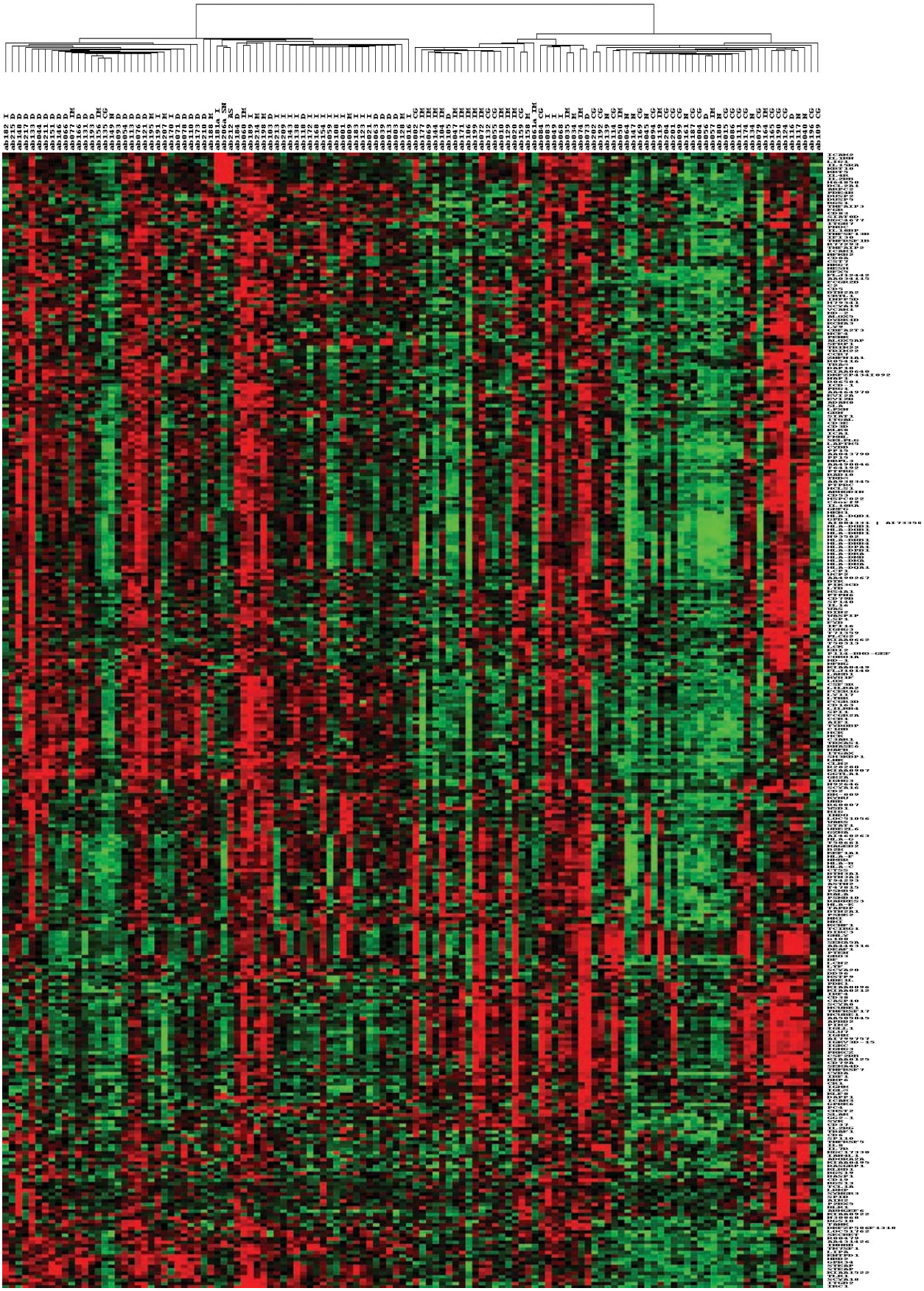

Fig 1 region H

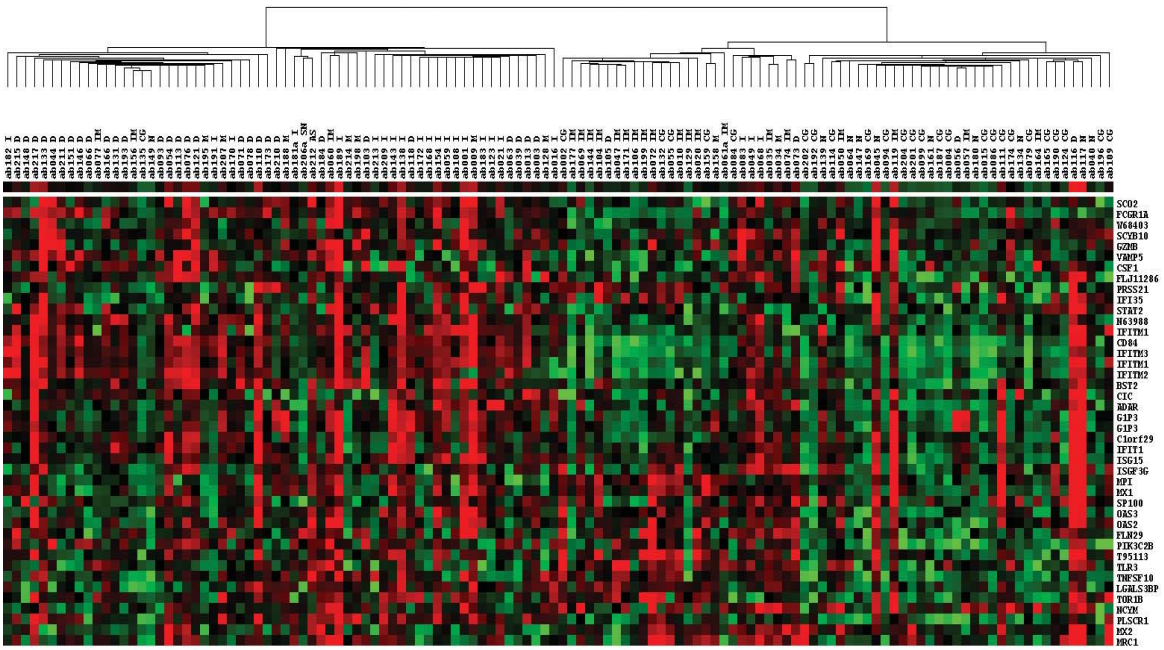

Fig 1 region I

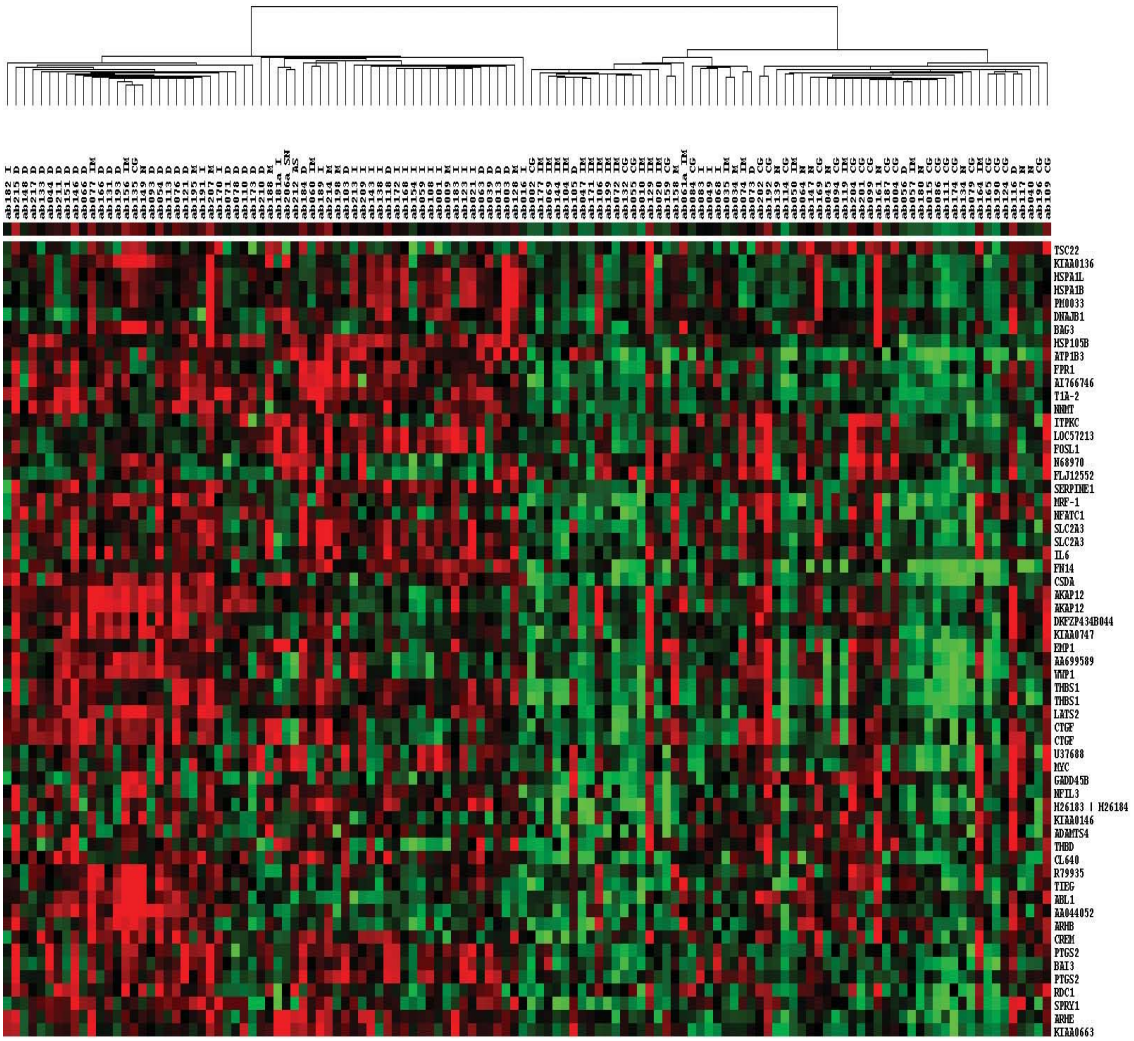

Fig 1 region J

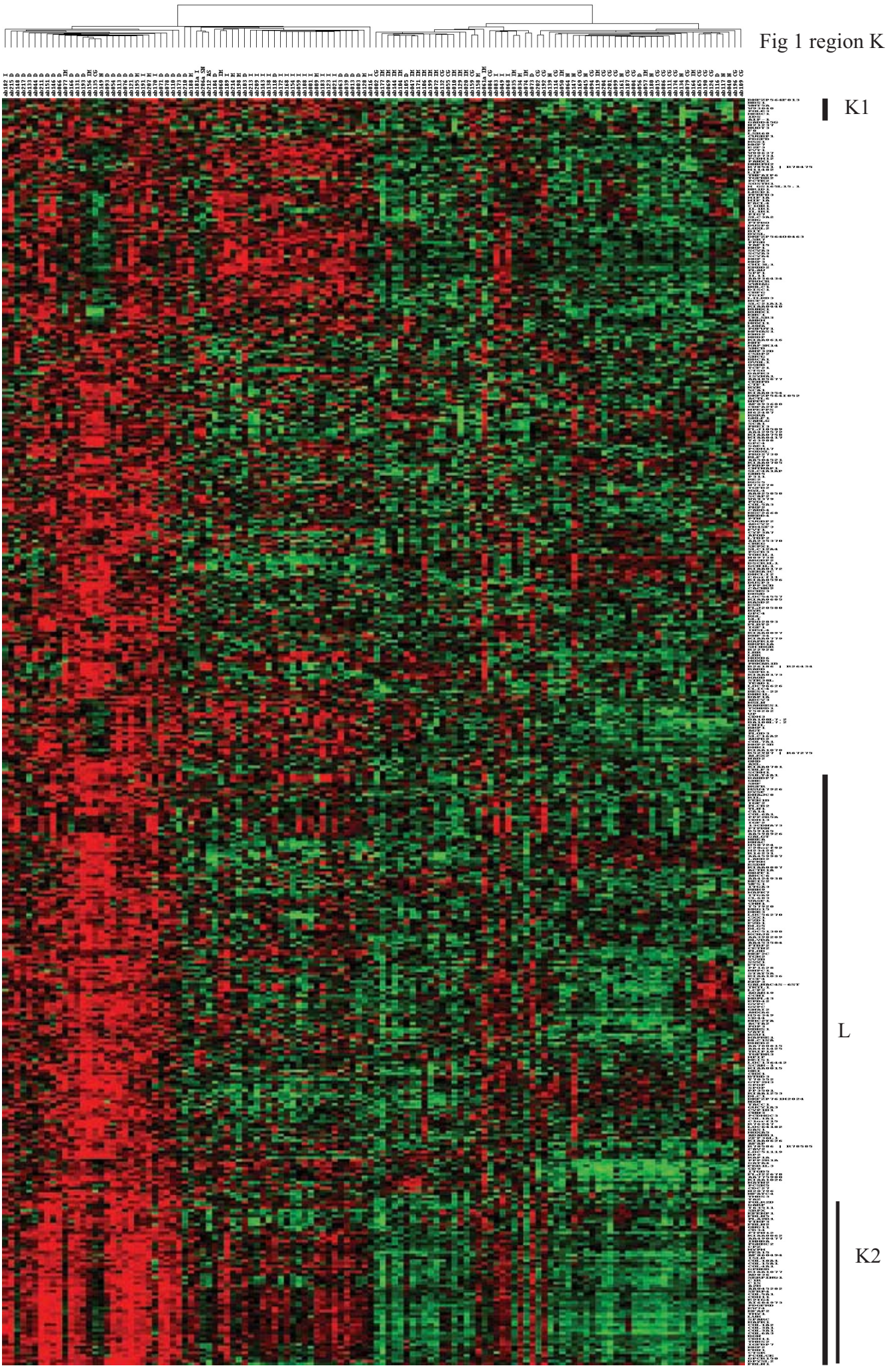

Fig 1 region K

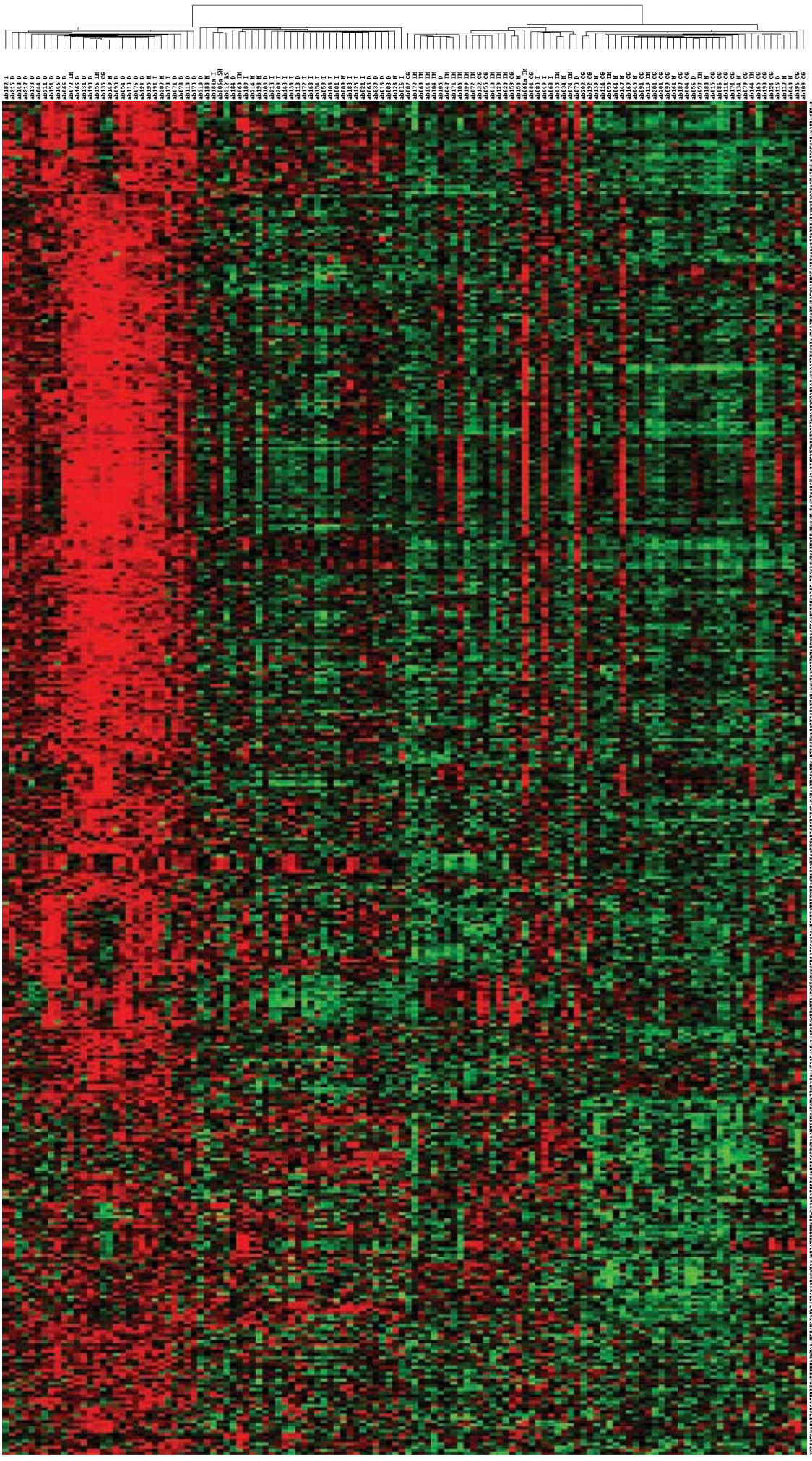

Fig 1 region K cont'd

order	Acc no.	Symbol	Name
1	AA452933	H2AFL	H2A histone family, member L
2	AI200373	H2AFI	H2A histone family, member I
3	AI340654	H2BFC	H2B histone family, member C
4	AI095013	H2AFN	H2A histone family, member N
5	AI209184	H2AFA	H2A histone family, member A
6	AA047260	H2AFO	H2A histone family, member O
7	AA456298	H2BFQ	H2B histone family, member Q
8	H70775	H2BFL	H2B histone family, member L
9	N68399	N68399	EST, Weakly similar to O2H3_HUMAN OLFACTORY RECEPTOR 2H3 (OLFACTORY RECEPTOR-LIKE PROTEIN FAT11)
10	AI076718	H2BFR	H2B histone family, member R
11	N71982	H2B/S	histone family member
12	T66815	H1F2	H1 histone family, member 2
13	AI399887	H3FB	H3 histone family, member B
14	AA625888	SPINK2	serine protease inhibitor, Kazal type, 2 (acrosin-trypsin inhibitor)
15	AA018683	ISL1	ISL1 transcription factor, LIM/homeodomain, (islet-1)
16	AA004835	DOM3Z	dom-3 homolog Z (C. elegans)
17	L38608	ALCAM	activated leucocyte cell adhesion molecule

order	ACC no.	Symbol	Name
1	AA406292	DKFZP547	DKFZP547E1010 protein
2	W85892	BTAF1	BTAF1 RNA polymerase II, B-TFIID transcription factor-associated, 170 kD (Mot1 homolog, S. cerevisiae)
3	AA505141	DJ167A19	hypothetical protein DJ167A19.1
4	AA101348	GA17	dendritic cell protein
5	R20379	EEF2	eukaryotic translation elongation factor 2
6	AA456022	FLRT3	fibronectin leucine rich transmembrane protein 3
7	AI628353	KIAA0882	KIAA0882 protein
8	W94331	CTNS	cystinosis, nephropathic
9	R46202	IRX5	iroquois homeobox protein 5
10	AA463497	MCP	membrane cofactor protein (CD46, trophoblast-lymphocyte cross-reactive antigen)
11	AA487115	NS1-BP	NS1-binding protein
12	H87106	TM4SF6	transmembrane 4 superfamily member 6
13	R06895	USP3	ubiquitin specific protease 3
14	AA490828		Homo sapiens cDNA FLJ10229 fis, clone HEMBB1000136
15	AA291490	GCS1	glucosidase I
16	AA464255	AP1G2	adaptor-related protein complex 1, gamma 2 subunit
17	AA875957	TRIM37	tripartite motif-containing 37
18	AA626335	BCAR1	breast cancer anti-estrogen resistance 1
19	AA682447	RECQL5	RecQ protein-like 5
20	AA455284	FLJ21588	ASC-1 complex subunit P100
21	AA992658		ESTs, Weakly similar to PC4259 ferritin associated protein - human (fragment) [H.sapiens]
22	AA701860	FST	follistatin
23	AA446120	ADM	adrenomedullin
24	AA773333	DPM2	dolichyl-phosphate mannosyltransferase polypeptide 2, regulatory subunit
25	AI262150		Homo sapiens chromosomal protein mRNA, complete cds
26	AI016072	PER2	period homolog 2 (Drosophila)
27	AA040861	UAP1	UDP-N-acteylglucosamine pyrophosphorylase 1
28	U19143	GAGE2	G antigen 2
29	U19144	GAGE3	G antigen 3
30	U19142	GAGE1	G antigen 1
31	U19146	GAGE5	G antigen 5
32	H93328	C20orf16	chromosome 20 open reading frame 16
33	R93622	EIF2S2	eukaryotic translation initiation factor 2, subunit 2 (beta, 38kD)
34	R07167	CTH	cystathionase (cystathionine gamma-lyase)
35	AA464147	CARS	cysteinyl-tRNA synthetase
36	AA629909	GARS	glycyl-tRNA synthetase
37	AA894927	ASNS	asparagine synthetase
38	AA410636	IARS	isoleucine-tRNA synthetase
39	AA480995	MTHFD2	methylene tetrahydrofolate dehydrogenase (NAD+ dependent), methenyltetrahydrofolate cyclohydrolase
40	AA027240	EIF2S2	eukaryotic translation initiation factor 2, subunit 2 (beta, 38kD)
41	AA427954	HOOK2	hook2 protein
42	AA476263	PHKB	phosphorylase kinase, beta
43	AA132094	DR1	down-regulator of transcription 1, TBP-binding (negative cofactor 2)
44	AA598483	TAX1BP1	Tax1 (human T-cell leukemia virus type I) binding protein 1
45	AA700060	PAFAH2	platelet-activating factor acetylhydrolase 2 (40kD)
46	AA598874	AOP2	anti-oxidant protein 2 (non-selenium glutathione peroxidase, acidic calcium-independent phospholipase A2)
47	R38345	TIF1	transcriptional intermediary factor 1
48	R44822		Data not found
49	AA150828	MAP3K5	mitogen-activated protein kinase kinase kinase 5
50	NM_00669	MMP24	matrix metalloproteinase 24 (membrane-inserted)

order	ACC no.	Symbol	Name
51	AA984728	KIF5A	kinesin family member 5A
52	AA609421	MPP6	membrane protein, palmitoylated 6 (MAGUK p55 subfamily member 6)
53	AA625556	DNAL4	dynein, axonemal, light polypeptide 4
54	R55993	SEC14L1	SEC14-like 1 (S. cerevisiae)
55	W49563	PLCB4	phospholipase C, beta 4
56	H22563		EST
57	AA453420		Data not found
58	AA029415		Homo sapiens mRNA full length insert cDNA clone EUROIMAGE 1977059
59	R66082	WWP2	Nedd-4-like ubiquitin-protein ligase
60	AA702350	KIAA0442	autism-related protein 1
61	AA150920	C21orf108	chromosome 21 open reading frame 108
62	AA463642	SUOX	sulfite oxidase
63	AA460942	PIGB	phosphatidylinositol glycan, class B
64	AA460831	MRPS14	mitochondrial ribosomal protein S14
65	N52450	FBXO21	F-box only protein 21
66	AA670286	RPS6KC1	ribosomal protein S6 kinase, 52kD, polypeptide 1
67	AA775270	MGC3047	hypothetical protein MGC3047
68	H75861	ACN	likely ortholog of mouse acinus
69	AA446867	ZNF363	zinc finger protein 363
70	R83908	GRHPR	glyoxylate reductase/hydroxypyruvate reductase
71	AA078976	TXNL	thioredoxin-like, 32kD
72	AI807740	BAIAP1	BAI1-associated protein 1
73	AA478273	APEX	APEX nuclease (multifunctional DNA repair enzyme)
74	AA046407	SUPV3L1	suppressor of var1, 3-like 1 (S. cerevisiae)
75	AA455505	ULK1	unc-51-like kinase 1 (C. elegans)
76	H29475	PDK2	pyruvate dehydrogenase kinase, isoenzyme 2
77	H29474	PDK2	pyruvate dehydrogenase kinase, isoenzyme 2
78	R37937	CRADD	CASP2 and RIPK1 domain containing adaptor with death domain
79	H84244	MGC4126	hypothetical protein MGC4126
80	AA447661	PA26	p53 regulated PA26 nuclear protein
81	AA677340	PHKA2	phosphorylase kinase, alpha 2 (liver)
82	AA291742	PML	promyelocytic leukemia
83	N30792	LOC90806	similar to RIKEN cDNA 2610307I21
84	T74023	TEM6	tumor endothelial marker 6
85	AI374985	GAS2	growth arrest-specific 2
86	AA598872	FLJ10769	hypothetical protein FLJ10769
87	T71990	WBP2	WW domain binding protein 2
88	AA490855		Data not found
89	AA633751	PPT2	palmitoyl-protein thioesterase 2
90	AA485358	NIFIE14	seven transmembrane domain protein
91	AA777192	POLR2I	polymerase (RNA) II (DNA directed) polypeptide I (14.5kD)
92	AA666078	PQBP1	polyglutamine binding protein 1
93	H20743	CDC34	cell division cycle 34
94	AI936972	DJ-1	RNA-binding protein regulatory subunit
95	AA486112	ATP6V0E	ATPase, H+ transporting, lysosomal 9kD V0 subunit e
96	NM_00394	ATP6V0E	ATPase, H+ transporting, lysosomal 9kD V0 subunit e
97	AA457725	GABARAP	GABA(A) receptor-associated protein
98	AA480906	PRKCBP1	protein kinase C binding protein 1
99	AA481028	TRIP11	thyroid hormone receptor interactor 11
100	AA989515	C20orf149	chromosome 20 open reading frame 149

order	ACC no.	Symbol	Name
101	AA476460	PTPRZ1	protein tyrosine phosphatase, receptor-type, Z polypeptide 1
102	AA676578	KIAA0692	KIAA0692 protein
103	AW004731	GBAS	glioblastoma amplified sequence
104	AA775857	NLVCF	nuclear localization signal deleted in velocardiofacial syndrome
105	N66737	COL2A1	collagen, type II, alpha 1 (primary osteoarthritis, spondyloepiphyseal dysplasia, congenital)
106	AA148548	FABP3	fatty acid binding protein 3, muscle and heart (mammary-derived growth inhibitor)
107	R63065	GSTM3	glutathione S-transferase M3 (brain)
108	H73714	RFC1	replication factor C (activator 1) 1 (145kD)
109	AA464180	DJ79P11.1	X-linked protein
110	N89721	PPP3CC	protein phosphatase 3 (formerly 2B), catalytic subunit, gamma isoform (calcineurin A gamma)
111	R56046	GNAZ	guanine nucleotide binding protein (G protein), alpha z polypeptide
112	AA682374	TFR2	transferrin receptor 2
113	AA418846	KIAA0303	KIAA0303 protein
114	AA779919	KIAA1155	KIAA1155 protein
115	AA434130	TXNRD2	thioredoxin reductase 2
116	H29538		Homo sapiens clone 24420 mRNA sequence
117	AA487521	GOT2	glutamic-oxaloacetic transaminase 2, mitochondrial (aspartate aminotransferase 2)
118	R71913	PSMA2	proteasome (prosome, macropain) subunit, alpha type, 2
119	H24395	X123	Friedreich ataxia region gene X123
120	W55968	MBIP	MBIP protein
121	AA608567	ATP6V1G1	ATPase, H+ transporting, lysosomal 13kD, V1 subunit G isoform 1
122	N62278		Homo sapiens clone 23664 and 23905 mRNA sequence
123	AA047441	KIAA1157	KIAA1157 protein
124	AA436440	BSG	basigin (OK blood group)
125	AA490843		Data not found
126	D89052	ATP6V0B	ATPase, H+ transporting, lysosomal 21kD, V0 subunit c
127	M92439	LRPPRC	leucine-rich PPR-motif containing
128	AA457717	ATP6V0B	ATPase, H+ transporting, lysosomal 21kD, V0 subunit c
129	U68566	HAX1	HS1 binding protein
130	R76544 | R76263		Data not found
131	AA464612	MRPS18B	mitochondrial ribosomal protein S18B
132	N27829	LOC11492	hypothetical protein BC013035
133	AA775749	STUB1	STIP1 homology and U-Box containing protein 1
134	AA668703	EIF3S4	eukaryotic translation initiation factor 3, subunit 4 (delta, 44kD)
135	AA489523	EEF1D	eukaryotic translation elongation factor 1 delta (guanine nucleotide exchange protein)
136	AA431321	TRIP7	thyroid hormone receptor interactor 7
137	AA486219	LOC51329	SRp25 nuclear protein
138	AF008915	EVI5	ecotropic viral integration site 5
139	W47353 | AA284234		Data not found
140	AI688320	KIAA1048	KIAA1048 protein
141	W69567	POLL	polymerase (DNA directed), lambda
142	AA063637	PPT1	palmitoyl-protein thioesterase 1 (ceroid-lipofuscinosis, neuronal 1, infantile)
143	AA453310	AMACR	alpha-methylacyl-CoA racemase
144	AA701655		Homo sapiens cDNA FLJ33142 fis, clone UTERU1000192
145	AA775249	GPR56	G protein-coupled receptor 56
146	AA443853	RRN3	RNA polymerase I transcription factor RRN3
147	AA485377	FOS	v-fos FBJ murine osteosarcoma viral oncogene homolog
148	AA430367	CBS	cystathionine-beta-synthase
149	AA081039	ARSD	arylsulfatase D
150	AA425664	COMT	catechol-O-methyltransferase

order	ACC no.	Symbol	Name
151	AA449678	DXS1283E	GS2 gene
152	AA775212	SSDP1	single-stranded DNA-binding protein
153	AA424965	FACL3	fatty-acid-Coenzyme A ligase, long-chain 3
154	AA600217	ATF4	activating transcription factor 4 (tax-responsive enhancer element B67)
155	AI350553	FLJ21019	hypothetical protein FLJ21019
156	AA044390	UGP2	UDP-glucose pyrophosphorylase 2
157	AI272002	CPM	carboxypeptidase M
158	AA598580	RNF10	ring finger protein 10
159	W32281	GRIM19	cell death-regulatory protein GRIM19
160	AA405901	NDUFA3	NADH dehydrogenase (ubiquinone) 1 alpha subcomplex, 3 (9kD, B9)
161	AI185567		Homo sapiens clone 24528 mRNA sequence
162	AA443285	FLJ10769	hypothetical protein FLJ10769
163	AA463629	KIAA0721	KIAA0721 protein
164	N63539	CGI-58	CGI-58 protein
165	N35592		Homo sapiens cDNA FLJ30904 fis, clone FEBRA2005824
166	AI052192	RORC	RAR-related orphan receptor C
167	AA427739	BCKDHB	branched chain keto acid dehydrogenase E1, beta polypeptide (maple syrup urine disease)
168	AA448711	AUH	AU RNA binding protein/enoyl-Coenzyme A hydratase
169	AA455126	ATP5G2	ATP synthase, H+ transporting, mitochondrial F0 complex, subunit c (subunit 9), isoform 2
170	AA664284	UQCRB	ubiquinol-cytochrome c reductase binding protein
171	U25764		Data not found
172	AB017116		Data not found
173	AI362062	NOVA1	neuro-oncological ventral antigen 1
174	R39862	ALCAM	activated leucocyte cell adhesion molecule
175	R13558	ALCAM	activated leucocyte cell adhesion molecule
176	W67199		ESTs
177	AA160913	PDE9A	phosphodiesterase 9A
178	AW003591	GNB3	guanine nucleotide binding protein (G protein), beta polypeptide 3
179	AA699560	SURF1	surfeit 1
180	R46700		ESTs
181	R66541	RPL17	ribosomal protein L17
182	AA431408	DKFZP566	DKFZP566D193 protein
183	AI000677	SIAT4A	sialyltransferase 4A (beta-galactosidase alpha-2,3-sialytransferase)
184	AA488865	P17.3	neuronal protein 17.3
185	R51886	KIAA1240	KIAA1240 protein
186	N67017	LIFR	leukemia inhibitory factor receptor
187	AI744652	DBT	dihydrolipoamide branched chain transacylase (E2 component of branched chain keto acid dehydrogenase complex; maple syrup urine disease)
188	AA035173	CGRP-RCI	calcitonin gene-related peptide-receptor component protein
189	AA705720		Data not found
190	AA045239	NDUFB2	NADH dehydrogenase (ubiquinone) 1 beta subcomplex, 2 (8kD, AGGG)
191	W47015	TSFM	Ts translation elongation factor, mitochondrial
192	W68281	MAPKAPK	mitogen-activated protein kinase-activated protein kinase 3
193	AA457374	FLJ21032	hypothetical protein FLJ21032
194	AA705886	MXI1	MAX interacting protein 1
195	AA700736	DVL3	dishevelled, dsh homolog 3 (Drosophila)
196	AA454588	BCL2L2	BCL2-like 2
197	AA669750		ESTs, Weakly similar to ALU1_HUMAN Alu subfamily J sequence contamination warning entry [H.sapiens]
198	H07934	DKFZP564	DKFZP564I1171 protein
199	AA630120	VEGFB	vascular endothelial growth factor B
200	AA418544		Homo sapiens, clone IMAGE:5287010, mRNA

order	ACC no.	Symbol	Name
201	AA053810	SMARCD3	SWI/SNF related, matrix associated, actin dependent regulator of chromatin, subfamily d, member 3
202	AA702802	AZU1	azurocidin 1 (cationic antimicrobial protein 37)
203	AA987621	LR8	LR8 protein
204	H95073	DKFZP434	DKFZP434J154 protein
205	H26426	PTPRM	protein tyrosine phosphatase, receptor type, M
206	AA129318	NLGN1	neuroligin 1
207	NM_00315	STIM1	stromal interaction molecule 1
208	AA157018	STIM1	stromal interaction molecule 1
209	U55962	KIAA0427	KIAA0427 gene product
210	R28294	GCSH	glycine cleavage system protein H (aminomethyl carrier)
211	H05140	RGN	regucalcin (senescence marker protein-30)
212	N46843	AQP4	aquaporin 4
213	AA504246	ATP5H	ATP synthase, H+ transporting, mitochondrial F0 complex, subunit d
214	N57657	LOC51031	CGI-150 protein
215	AA476274	RAD23A	RAD23 homolog A (S. cerevisiae)
216	AA465233	SUCLG2	succinate-CoA ligase, GDP-forming, beta subunit
217	AA485906	SIPL	SIPL protein
218	AI973224	CHST3	carbohydrate (chondroitin 6) sulfotransferase 3
219	AA026626	CTRL	chymotrypsin-like
220	H61464	SSBP2	single-stranded DNA binding protein 2
221	AA455339	DNAJC4	DnaJ (Hsp40) homolog, subfamily C, member 4
222	AA447986	DNAJC4	DnaJ (Hsp40) homolog, subfamily C, member 4
223	AA400258	MIG-6	Gene 33/Mig-6
224	AA022886	RDGBB	retinal degeneration B beta
225	AA448268	FLJ20039	hypothetical protein FLJ20039
226	AA629712	PRDX5	peroxiredoxin 5
227	AA629591	TEGT	testis enhanced gene transcript (BAX inhibitor 1)
228	AA416685	UNC13	unc-13-like (C. elegans)
229	AI300810	KLRD1	killer cell lectin-like receptor subfamily D, member 1
230	AA045308	LOC51141	insulin induced protein 2
231	AI267935	RAB26	RAB26, member RAS oncogene family
232	AA115877	SERPINI1	serine (or cysteine) proteinase inhibitor, clade I (neuroserpin), member 1
233	AA018980	PRKACB	protein kinase, cAMP-dependent, catalytic, beta
234	AA011414	FGA	fibrinogen, A alpha polypeptide
235	AA452130	PPP2R3A	protein phosphatase 2 (formerly 2A), regulatory subunit B", alpha
236	AA608515	NDUFA5	NADH dehydrogenase (ubiquinone) 1 alpha subcomplex, 5 (13kD, B13)
237	H16560		Homo sapiens cDNA FLJ13474 fis, clone PLACE1003593
238	AI381323	CKM	creatine kinase, muscle
239	AA151574	PILB	pilin-like transcription factor
240	AA406362	PTGER3	prostaglandin E receptor 3 (subtype EP3)
241	N25425	RAF1	v-raf-1 murine leukemia viral oncogene homolog 1
242	AA133129	TCEB3	transcription elongation factor B (SIII), polypeptide 3 (110kD, elongin A)
243	N30367	COBRA1	cofactor of BRCA1
244	AA968514	PAPA-1	PAP-1 binding protein
245	N62179	ALDH6A1	aldehyde dehydrogenase 6 family, member A1
246	AA704946	F23149_1	hypothetical protein F23149_1
247	AA700631		Homo sapiens clone 23712 mRNA sequence
248	AA485352	DKFZP434	DKFZP434C131 protein
249	AA280691	DGKD	diacylglycerol kinase, delta (130kD)
250	AA280692	DGKD	diacylglycerol kinase, delta (130kD)

order	ACC no.	Symbol	Name
251	AA490887	HIP12	huntingtin interacting protein 12
252	H11346	ALDH4A1	aldehyde dehydrogenase 4 family, member A1
253	AA279748	FLJ10512	hypothetical protein FLJ10512
254	AI014441	TPD52L1	tumor protein D52-like 1
255	AI871665	ACAT1	acetyl-Coenzyme A acetyltransferase 1 (acetoacetyl Coenzyme A thiolase)
256	AI148329		Data not found
257	AA056375	LOC57228	hypothetical protein from clone 643
258	H22944	NNT	nicotinamide nucleotide transhydrogenase
259	N20862	SLC2A12	solute carrier family 2 (facilitated glucose transporter), member 12
260	AI023541	CA9	carbonic anhydrase IX
261	AA477283	KLK11	kallikrein 11
262	N62866	APLP1	amyloid beta (A4) precursor-like protein 1
263	T60160	GABARAP	GABA(A) receptor-associated protein like 1
264	AW058221	LIPF	lipase, gastric
265	AA421269	PIK4CA	phosphatidylinositol 4-kinase, catalytic, alpha polypeptide
266	AA430698	SYPL	synaptophysin-like protein
267	N70714	PXMP2	peroxisomal membrane protein 2 (22kD)
268	AA620556	PECI	peroxisomal D3,D2-enoyl-CoA isomerase
269	AA775957	ATP1A3	ATPase, Na+/K+ transporting, alpha 3 polypeptide
270	R52658	Rab11-FIP	KIAA0941 protein
271	AI913412	ESRRG	estrogen-related receptor gamma
272	W45518	SLC4A2	solute carrier family 4, anion exchanger, member 2 (erythrocyte membrane protein band 3-like 1)
273	AA131466		ESTs
274	AA702150		ESTs, Highly similar to dJ366N23.2 (putative C. elegans UNC-93 (protein 1, C46F11.1) C-terminal LIKE protein) [Homo sapiens] [H.sapiens]
275	AA844831	CPA2	carboxypeptidase A2 (pancreatic)
276	NM_00021	KCNQ1	potassium voltage-gated channel, KQT-like subfamily, member 1
277	AI364688	TM7SF2	transmembrane 7 superfamily member 2
278	AI000103	GLUL	glutamate-ammonia ligase (glutamine synthase)
279	AI969670	LDHB	lactate dehydrogenase B
280	N20335	CLTB	clathrin, light polypeptide (Lcb)
281	AA403295	MDH1	malate dehydrogenase 1, NAD (soluble)
282	W93500	KCNQ1	potassium voltage-gated channel, KQT-like subfamily, member 1
283	H15662	CYLN2	cytoplasmic linker 2
284	H22856	GOT1	glutamic-oxaloacetic transaminase 1, soluble (aspartate aminotransferase 1)
285	AA461048	CKMT2	creatine kinase, mitochondrial 2 (sarcomeric)
286	AA181333	KIAA0103	KIAA0103 gene product
287	AA482224	TMEM4	transmembrane protein 4
288	AA152347	GSTA4	glutathione S-transferase A4
289	AA454098	KNSL5	kinesin-like 5 (mitotic kinesin-like protein 1)
290	AA810225	GPR30	G protein-coupled receptor 30
291	W01011	SAH	SA hypertension-associated homolog (rat)
292	N73827	KIAA1504	KIAA1504 protein
293	H62162	HPN	hepsin (transmembrane protease, serine 1)
294	H62163	HPN	hepsin (transmembrane protease, serine 1)
295	AA621342	DKFZP564	DKFZP564B167 protein
296	AI302205	SLC16A7	solute carrier family 16 (monocarboxylic acid transporters), member 7
297	AA477298	BCKDHA	branched chain keto acid dehydrogenase E1, alpha polypeptide (maple syrup urine disease)
298	H12044	CYFIP2	cytoplasmic FMR1 interacting protein 2
299	AA779401	ME3	malic enzyme 3, NADP(+)-dependent, mitochondrial
300	AA976851	KIAA1423	KIAA1423 protein

order	ACC no.	Symbol	Name
301	AA777774		Homo sapiens clone 24630 mRNA sequence
302	AA775453	LOC51011	CGI-105 protein
303	H90431	ADRB2	adrenergic, beta-2-, receptor, surface
304	T61475		Homo sapiens clone 23664 and 23905 mRNA sequence
305	AI199182	N4BP1	Nedd4 binding protein 1
306	AA424509	KIAA1049	KIAA1049 protein
307	AA436410	BCAT2	branched chain aminotransferase 2, mitochondrial
308	AA683578	ADA	adenosine deaminase
309	AA970760	HSD17B2	hydroxysteroid (17-beta) dehydrogenase 2
310	AA932521	FKBP4	FK506 binding protein 4 (59kD)
311	AA677579		EST
312	AA429281	MGC10433	hypothetical protein MGC10433
313	N90273	ARHH	ras homolog gene family, member H
314	H07878	GPR19	G protein-coupled receptor 19
315	AA457047	KIAA0084	KIAA0084 protein
316	AA055811 | AI732400		Data not found
317	R39954	DLG4	discs, large (Drosophila) homolog 4
318	N62562	LOC55977	hypothetical protein 24636
319	R51052	SPHAR	S-phase response (cyclin-related)
320	AA025150	FBP2	fructose-1,6-bisphosphatase 2
321	H15574	EPOR	erythropoietin receptor
322	R20729	SH3GL2	SH3-domain GRB2-like 2
323	W49619	CDH2	cadherin 2, type 1, N-cadherin (neuronal)
324	W74536	AGER	advanced glycosylation end product-specific receptor
325	AA448184	UQCRFS1	ubiquinol-cytochrome c reductase, Rieske iron-sulfur polypeptide 1
326	AA856556	RPS28	ribosomal protein S28
327	AA862813	COX8	cytochrome c oxidase subunit VIII
328	AA634381	NDUFS3	NADH dehydrogenase (ubiquinone) Fe-S protein 3 (30kD) (NADH-coenzyme Q reductase)
329	AA922326	NDUFV2	NADH dehydrogenase (ubiquinone) flavoprotein 2 (24kD)
330	N71160	COX6B	cytochrome c oxidase subunit VIb
331	AA496348	PDCD8	programmed cell death 8 (apoptosis-inducing factor)
332	H68845	PRDX2	peroxiredoxin 2
333	AA401686	GHITM	growth hormone inducible transmembrane protein
334	AA664101	ALDH1A1	aldehyde dehydrogenase 1 family, member A1
335	AA453765	ATP5F1	ATP synthase, H+ transporting, mitochondrial F0 complex, subunit b, isoform 1
336	AA046701	ATP5G1	ATP synthase, H+ transporting, mitochondrial F0 complex, subunit c (subunit 9), isoform 1
337	AA111999	NDUFA1	NADH dehydrogenase (ubiquinone) 1 alpha subcomplex, 1 (7.5kD, MWFE)
338	AA482243	COX6A1	cytochrome c oxidase subunit VIa polypeptide 1
339	AA425666	TPBG	trophoblast glycoprotein
340	AA644234	CNOT7	CCR4-NOT transcription complex, subunit 7
341	AA133191	QP-C	low molecular mass ubiquinone-binding protein (9.5kD)
342	AI002403	COX7A2	cytochrome c oxidase subunit VIIa polypeptide 2 (liver)
343	AW054890	COX5B	cytochrome c oxidase subunit Vb
344	AA491224	COX5A	cytochrome c oxidase subunit Va
345	AA404486	SLC25A5	solute carrier family 25 (mitochondrial carrier; adenine nucleotide translocator), member 5
346	H47080	ATP5G3	ATP synthase, H+ transporting, mitochondrial F0 complex, subunit c (subunit 9) isoform 3
347	T62865	AKR7A2	aldo-keto reductase family 7, member A2 (aflatoxin aldehyde reductase)
348	W45148	ACP1	acid phosphatase 1, soluble
349	AA629719	COX7C	cytochrome c oxidase subunit VIIc
350	T48864	ACP2	acid phosphatase 2, lysosomal

order	ACC no.	Symbol	Name
351	N49405	NEDD8	neural precursor cell expressed, developmentally down-regulated 8
352	AA458838	PMAIP1	phorbol-12-myristate-13-acetate-induced protein 1
353	AA156571	AARS	alanyl-tRNA synthetase
354	AA099855	COX17	COX17 homolog, cytochrome c oxidase assembly protein (yeast)
355	NM_00609	DLC1	deleted in liver cancer 1
356	AA126313	ATP5L	ATP synthase, H+ transporting, mitochondrial F0 complex, subunit g
357	AA431433	ATP5I	ATP synthase, H+ transporting, mitochondrial F0 complex, subunit e
358	AA504489	KIAA1040	KIAA1040 protein
359	AA460251	NDUFC1	NADH dehydrogenase (ubiquinone) 1, subcomplex unknown, 1 (6kD, KFYI)
360	AA425211	NDUFA2	NADH dehydrogenase (ubiquinone) 1 alpha subcomplex, 2 (8kD, B8)
361	AA680322	NDUFA4	NADH dehydrogenase (ubiquinone) 1 alpha subcomplex, 4 (9kD, MLRQ)
362	AA127014	NDUFS8	NADH dehydrogenase (ubiquinone) Fe-S protein 8 (23kD) (NADH-coenzyme Q reductase)
363	AA447569	NDUFAB1	NADH dehydrogenase (ubiquinone) 1, alpha/beta subcomplex, 1 (8kD, SDAP)
364	AA022627	NDUFA7	NADH dehydrogenase (ubiquinone) 1 alpha subcomplex, 7 (14.5kD, B14.5a)
365	AA629862	UQCR	ubiquinol-cytochrome c reductase (6.4kD) subunit
366	AA427570	NDUFV1	NADH dehydrogenase (ubiquinone) flavoprotein 1 (51kD)
367	T90621	C14orf2	chromosome 14 open reading frame 2
368	AA447748	DLD	dihydrolipoamide dehydrogenase (E3 component of pyruvate dehydrogenase complex, 2-oxo-glutarate complex, branched chain keto acid dehydrogenase complex)
369	AA521401	PDHB	pyruvate dehydrogenase (lipoamide) beta
370	H59620	INSIG1	insulin induced gene 1
371	N93021		ESTs, Weakly similar to TBCA_ARATH Tubulin-specific chaperone A (Tubulin-folding cofactor A) (CFA) (TCP1-chaperonin cofactor A homolog) [A.thaliana]
372	AA410375	GMPR	guanosine monophosphate reductase
373	N78902	LEPR	leptin receptor
374	AA876358	C2orf6	chromosome 2 open reading frame 6
375	R78513	C6orf4	chromosome 6 open reading frame 4
376	AA423870	P37NB	37 kDa leucine-rich repeat (LRR) protein
377	AA598776	CDC20	CDC20 cell division cycle 20 homolog (S. cerevisiae)
378	H18950	SLC13A3	solute carrier family 13 (sodium-dependent dicarboxylate transporter), member 3
379	AA454639	FBXO9	F-box only protein 9
380	W81124	BCCIP	BRCA2 and CDKN1A interacting protein
381	R40897	OXCT	3-oxoacid CoA transferase
382	AA397824	DDT	D-dopachrome tautomerase
383	AA156863	PMM1	phosphomannomutase 1
384	AA427906	BECN1	beclin 1 (coiled-coil, myosin-like BCL2 interacting protein)
385	AB017269	TMEFF2	transmembrane protein with EGF-like and two follistatin-like domains 2
386	NM_00348	GPR68	G protein-coupled receptor 68
387	H10045	VAV3	vav 3 oncogene
388	H99681	D5S346	DNA segment, single copy probe LNS-CAI/LNS-CAII (deleted in polyposis
389	AA598621	SRPR	signal recognition particle receptor ('docking protein')
390	H73928	SEC61B	protein translocation complex beta
391	AA459663	PRDX4	peroxiredoxin 4
392	AA485214	NUCB2	nucleobindin 2
393	AA682851	C12orf8	chromosome 12 open reading frame 8
394	AA172210	SERP1	stress-associated endoplasmic reticulum protein 1; ribosome associated membrane protein 4
395	AA862465	AZGP1	alpha-2-glycoprotein 1, zinc
396	AA894557	CKB	creatine kinase, brain
397	AA394136	PCTK3	PCTAIRE protein kinase 3
398	R40970		Homo sapiens clone 23620 mRNA sequence
399	T86708	SLC4A1	solute carrier family 4, anion exchanger, member 1 (erythrocyte membrane protein band 3, Diego blood group)
400	AA857716	IMMT	inner membrane protein, mitochondrial (mitofilin)

order	ACC no.	Symbol	Name
401	H40688		Homo sapiens mRNA full length insert cDNA clone EUROIMAGE 191017
402	AI368486	GHRL	ghrelin precursor
403	AA490213	TOB1	transducer of ERBB2, 1
404	AA234889		Human clone 23589 mRNA sequence
405	H29227		Homo sapiens clone 25237 mRNA sequence
406	R43867		Homo sapiens clone 24504 mRNA sequence
407	R42177	KIAA0759	KIAA0759 protein
408	H51113	RAB3A	RAB3A, member RAS oncogene family
409	AA456931	COX6C	cytochrome c oxidase subunit VIc
410	AA032077	NDUFB6	NADH dehydrogenase (ubiquinone) 1 beta subcomplex, 6 (17kD, B17)
411	AI935199	NDUFA6	NADH dehydrogenase (ubiquinone) 1 alpha subcomplex, 6 (14kD, B14)
412	AA677499		ESTs, Highly similar to JE0382 NADH dehydrogenase (ubiquinone) (EC 1.6.5.3) chain NDUFB8 precursor - human [H.sapiens]
413	AA504465	ATP5J	ATP synthase, H+ transporting, mitochondrial F0 complex, subunit F6
414	R72097		Homo sapiens, Similar to pepsinogen 5, group I (pepsinogen A), clone MGC:36750 IMAGE:5184316, mRNA, complete cds
415	AA626370	HMOX2	heme oxygenase (decycling) 2
416	AI024088	PIK3C2G	phosphoinositide-3-kinase, class 2, gamma polypeptide
417	AI041729	PDIP	protein disulfide isomerase, pancreatic
418	AA927923	TBX2	T-box 2
419	AA012822	OSBP	oxysterol binding protein
420	AA450205	TLOC1	translocation protein 1
421	H15410	GPHN	gephyrin
422	T73556	FACL2	fatty-acid-Coenzyme A ligase, long-chain 2
423	AA446839	BNIP3	BCL2/adenovirus E1B 19kD interacting protein 3
424	N31952	MCCC2	methylcrotonoyl-Coenzyme A carboxylase 2 (beta)
425	AW072298	MMP23B	matrix metalloproteinase 23B
426	AA669314	ATP5D	ATP synthase, H+ transporting, mitochondrial F1 complex, delta subunit
427	AA709044	ARFGAP1	ADP-ribosylation factor GTPase activating protein 1
428	AA291494	FLJ11560	hypothetical protein FLJ11560
429	AA437126	AF053356	hypothetical protein AF053356_CDS3
430	H93508	DKFZP566	DKFZP566K023 protein
431	H72723		ESTs, Highly similar to SMHU1B metallothionein 1B - human [H.sapiens]
432	AA156031	MT2A	metallothionein 2A
433	AA999679	PCDHGA8	protocadherin gamma subfamily A, 8
434	AA872383		Homo sapiens, Similar to RNA helicase-related protein, clone MGC:9246 IMAGE:3892441, mRNA, complete cds
435	H53340	MT1G	metallothionein 1G
436	N55459	RNAHP	RNA helicase-related protein
437	H77597	MT1H	metallothionein 1H
438	N80129	STK39	serine threonine kinase 39 (STE20/SPS1 homolog, yeast)
439	AI369144	EIF4EBP1	eukaryotic translation initiation factor 4E binding protein 1
440	T72067	POV1	prostate cancer overexpressed gene 1
441	AI356576	DELGEF	deafness locus associated putative guanine nucleotide exchange factor
442	AA453473		Homo sapiens mRNA full length insert cDNA clone EUROIMAGE 25206
443	AA629542	WASF3	WAS protein family, member 3
444	N62460		Data not found
445	N40917	DKFZP434	DKFZP434N014 protein
446	AA431753	CED-6	CED-6 protein
447	AA448207	DCTD	dCMP deaminase
448	H18640	MTX2	metaxin 2
449	H41255	KIAA0773	KIAA0773 gene product
450	AA634360	SEC23B	Sec23 homolog B (S. cerevisiae)

order	ACC no.	Symbol	Name
451	H57782	SEC61A1	protein transport protein SEC61 alpha subunit isoform 1
452	X97065	SEC23B	Sec23 homolog B (S. cerevisiae)
453	AA464590	PTPRN2	protein tyrosine phosphatase, receptor type, N polypeptide 2
454	AA486082	SGK	serum/glucocorticoid regulated kinase
455	N71003	PDCD4	programmed cell death 4 (neoplastic transformation inhibitor)
456	AA404286	PPIF	peptidylprolyl isomerase F (cyclophilin F)
457	AA490497	UBL3	ubiquitin-like 3
458	H14804	KIAA0215	KIAA0215 gene product
459	AA464699		ESTs
460	T65736	SELENBP1	selenium binding protein 1
461	AW029441	PGC	progastricsin (pepsinogen C)
462	T94781	KCNJ15	potassium inwardly-rectifying channel, subfamily J, member 15
463	T66832	PPFIBP2	PTPRF interacting protein, binding protein 2 (liprin beta 2)
464	AA404387	PDIR	for protein disulfide isomerase-related
465	AI261741	TMPRSS2	transmembrane protease, serine 2
466	H73234		Data not found
467	R99562	HNF3G	hepatocyte nuclear factor 3, gamma
468	R39578	CTL2	CTL2 gene
469	AA443116	RAI17	retinoic acid induced 17
470	AI418753	CTXL	cortical thymocyte receptor (X. laevis CTX) like
471	T94961	STK4	serine/threonine kinase 4
472	H77652		Data not found
473	AA629687	NFE2L2	nuclear factor (erythroid-derived 2)-like 2
474	AA487127	DKFZP564	hypothetical protein DKFZp564O043
475	AA458779	HMGCL	3-hydroxymethyl-3-methylglutaryl-Coenzyme A lyase (hydroxymethylglutaricaciduria)
476	AA055215		ESTs, Weakly similar to JC5238 galactosylceramide-like protein, GCP - human [H.sapiens]
477	AA129218		Homo sapiens cDNA FLJ30547 fis, clone BRAWH2001439
478	AA872020	PRSS8	protease, serine, 8 (prostasin)
479	AA394240	XBP1	X-box binding protein 1
480	AA457697	HDLBP	high density lipoprotein binding protein (vigilin)
481	AA411440	VIL2	villin 2 (ezrin)
482	AA663792	MUT	methylmalonyl Coenzyme A mutase
483	R39364		Homo sapiens clone 24628 mRNA sequence
484	AA425437	IGSF3	immunoglobulin superfamily, member 3
485	R91950	CYB5	cytochrome b-5
486	H29044	SACM1L	SAC1 suppressor of actin mutations 1-like (yeast)
487	N58558	SERPINA4	serine (or cysteine) proteinase inhibitor, clade A (alpha-1 antiproteinase, antitrypsin), member 4
488	AA458653	GS3955	GS3955 protein
489	AA679569	DKFZP564	DKFZP564F1123 protein
490	AH008809		Data not found
491	AA598561	CD164	CD164 antigen, sialomucin
492	AA151486	PRPS2	phosphoribosyl pyrophosphate synthetase 2
493	N53664	C5	complement component 5
494	AA196287	ALDH6A1	aldehyde dehydrogenase 6 family, member A1
495	AI344264	GGT2	gamma-glutamyltransferase 2
496	R96310		Homo sapiens cDNA FLJ10664 fis, clone NT2RP2006196
497	N95780	HT036	hypothetical protein HT036
498	N53512	CACNA2D	calcium channel, voltage-dependent, alpha 2/delta subunit 2
499	AA447394	MBTPS1	membrane-bound transcription factor protease, site 1
500	AW078798	UBB	ubiquitin B

order	ACC no.	Symbol	Name
501	N27437	FXC1	fracture callus 1 homolog (rat)
502	AA983822	NOTCH4	Notch homolog 4 (Drosophila)
503	AA476461	PTPRZ1	protein tyrosine phosphatase, receptor-type, Z polypeptide 1
504	AA156796	DKFZP564	DKFZP564A2416 protein
505	AA704511	VTI2	vesicle-associated soluble NSF attachment protein receptor (v-SNARE; homolog of S. cerevisiae VTI1)
506	R38619	FPGT	fucose-1-phosphate guanylyltransferase
507	AA495949	PGPL	Pseudoautosomal GTP-binding protein-like
508	AA449119	UBE2M	ubiquitin-conjugating enzyme E2M (UBC12 homolog, yeast)
509	AA873152		ESTs, Weakly similar to A42442 integrin beta-1 chain, splice form beta-1-S - human (fragment) [H.sapiens]
510	AA427691	PTD008	PTD008 protein
511	W74136	VPS4A	vacuolar protein sorting 4A (yeast)
512	AA973928	IGHMBP2	immunoglobulin mu binding protein 2
513	AA452848	AAMP	angio-associated, migratory cell protein
514	AA454813	IFRD2	interferon-related developmental regulator 2
515	AA425754	NAPA	N-ethylmaleimide-sensitive factor attachment protein, alpha
516	AA447691	MP1	metalloprotease 1 (pitrilysin family)
517	T68845	MYLE	MYLE protein
518	AI018122	PRG4	p53-responsive gene 4
519	AA490281		Data not found
520	AA663439	SLC25A6	solute carrier family 25 (mitochondrial carrier; adenine nucleotide translocator), member 6
521	AA436389	EIF3S6IP	eukaryotic translation initiation factor 3, subunit 6 interacting protein
522	AA629808	RPL6	ribosomal protein L6
523	H63361		ESTs
524	R43766	EEF2	eukaryotic translation elongation factor 2
525	AA034939		Homo sapiens cDNA: FLJ23176 fis, clone LNG10452
526	AA155913	MGP	matrix Gla protein
527	AA040617	TGFB3	transforming growth factor, beta 3
528	AA669356	GP	goliath protein
529	NM_00715	D1S155E	NRAS-related gene
530	AA608558	PFKP	phosphofructokinase, platelet
531	AA460849	NCAM1	neural cell adhesion molecule 1
532	AI214500	NCAM1	neural cell adhesion molecule 1
533	AA129135	SLC29A1	solute carrier family 29 (nucleoside transporters), member 1
534	AA664007	STK25	serine/threonine kinase 25 (STE20 homolog, yeast)
535	H93310	IPW	imprinted in Prader-Willi syndrome
536	N53406	CREBL2	cAMP responsive element binding protein-like 2
537	NM_00131	CREBL2	cAMP responsive element binding protein-like 2
538	AI952617	MLN51	MLN51 protein
539	T54926	SNRPN	small nuclear ribonucleoprotein polypeptide N
540	N50554	RBL2	retinoblastoma-like 2 (p130)
541	AA010781	DCLRE1A	DNA cross-link repair 1A (PSO2 homolog, S. cerevisiae)
542	AA401972	RAB2L	RAB2, member RAS oncogene family-like
543	W90116	IL18BP	interleukin 18 binding protein
544	AA679293	IL18BP	interleukin 18 binding protein
545	AA434408	CCNI	cyclin I
546	AI925821	USP22	ubiquitin specific protease 22
547	AA682855	PHF1	PHD finger protein 1
548	R16157	NUP133	nucleoporin 133kD
549	W93891	MTVR1	Mouse Mammary Turmor Virus Receptor homolog 1
550	AA418395	DPP7	dipeptidylpeptidase 7

order	ACC no.	Symbol	Name
551	AA404264	OS4	conserved gene amplified in osteosarcoma
552	AI668850	USP22	ubiquitin specific protease 22
553	AA431440	PCBP2	poly(rC) binding protein 2
554	AA977242	CIRBP	cold inducible RNA binding protein
555	R38848		Homo sapiens clone 24707 mRNA sequence
556	AA683073	SYT1	synaptotagmin I
557	AA022561	SATB1	special AT-rich sequence binding protein 1 (binds to nuclear matrix/scaffold-associating DNA's)
558	AA491273	H326	H326
559	AA115304	DKFZP586	hypothetical protein DKFZp586F2423
560	AA447793	PURA	purine-rich element binding protein A
561	AA479203	KIAA1109	KIAA1109 protein
562	AA446017	ST5	suppression of tumorigenicity 5
563	AA486435	FARP1	FERM, RhoGEF (ARHGEF) and pleckstrin domain protein 1 (chondrocyte-derived)
564	H05655		ESTs, Highly similar to transcriptional acitvator [Homo sapiens] [H.sapiens]
565	H65676	ST13	suppression of tumorigenicity 13 (colon carcinoma) (Hsp70 interacting protein)
566	AA599094	RHOBTB3	Rho-related BTB domain containing 3
567	R39317	EPHB2	EphB2
568	AA488391	GC20	translation factor sui1 homolog
569	AA621218	CRAT	carnitine acetyltransferase
570	H72368		ESTs, Highly similar to four jointed box 1; putative secreted ligand homologous to fjx1 [Homo sapiens] [H.sapiens]
571	AA460374		Human calmodulin-I (CALM1) mRNA, 3'UTR, partial sequence
572	AA133215	RAMP1	receptor (calcitonin) activity modifying protein 1
573	AA489478	MRPL33	mitochondrial ribosomal protein L33
574	AI311391	PART1	prostate androgen-regulated transcript 1
575	AA461118	DMD	dystrophin (muscular dystrophy, Duchenne and Becker types)
576	R63543	HCS	cytochrome c
577	M38188		Data not found
578	AA621315	CTNNAL1	catenin (cadherin-associated protein), alpha-like 1
579	AA127069	RIS1	Ras-induced senescence 1
580	AA476494	ALEX3	ALEX3 protein
581	W87528	NFIB	nuclear factor I/B
582	AA521038	LYPLA2	lysophospholipase II
583	AA666316	SLC25A12	solute carrier family 25 (mitochondrial carrier, Aralar), member 12
584	W95054		ESTs
585	AI828088	CDKN1C	cyclin-dependent kinase inhibitor 1C (p57, Kip2)
586	AA477165	RDX	radixin
587	L07590	PPP2R3A	protein phosphatase 2 (formerly 2A), regulatory subunit B'', alpha
588	H82435	MLL3	myeloid/lymphoid or mixed-lineage leukemia3
589	H84982	CHES1	checkpoint suppressor 1
590	AF131284	MMP24	matrix metalloproteinase 24 (membrane-inserted)
591	AA704693	SIRT2	sirtuin silent mating type information regulation 2 homolog 2 (S. cerevisiae)
592	AA705112	MOCS1	molybdenum cofactor synthesis 1
593	AI299995	SPUVE	protease, serine, 23
594	H22171	TRAP-1	TGF beta receptor associated protein -1
595	AA677655	KL	klotho
596	AI346476	B3GALT3	UDP-Gal:betaGlcNAc beta 1,3-galactosyltransferase, polypeptide 3
597	AA444049	DUSP4	dual specificity phosphatase 4
598	N35259	FLJ13089	hypothetical protein FLJ13089
599	AW009510	GUCA2B	guanylate cyclase activator 2B (uroguanylin)
600	AA447774	CYC1	cytochrome c-1

order	ACC no.	Symbol	Name
601	AA489219	DUT	dUTP pyrophosphatase
602	R59087	CXorf1	chromosome X open reading frame 1
603	AA026918	FH	fumarate hydratase
604	N29800		Homo sapiens cDNA FLJ30436 fis, clone BRACE2009037
605	R52654	HCS	cytochrome c
606	AA416759		ESTs, Weakly similar to T47834 citrate synthase-like protein - Arabidopsis thaliana [A.thaliana]
607	N67639		ESTs, Weakly similar to T47834 citrate synthase-like protein - Arabidopsis thaliana [A.thaliana]
608	AA406536	NDUFS1	NADH dehydrogenase (ubiquinone) Fe-S protein 1 (75kD) (NADH-coenzyme Q reductase)
609	H28984	PTDSS1	phosphatidylserine synthase 1
610	AA633901	TGFBI	transforming growth factor, beta-induced, 68kD
611	AA663058	UQCRC2	ubiquinol-cytochrome c reductase core protein II
612	AA463510	SDHB	succinate dehydrogenase complex, subunit B, iron sulfur (Ip)
613	AA598884	NDUFA9	NADH dehydrogenase (ubiquinone) 1 alpha subcomplex, 9 (39kD)
614	AA708298	ATP5B	ATP synthase, H+ transporting, mitochondrial F1 complex, beta polypeptide
615	AA873577	ATP5O	ATP synthase, H+ transporting, mitochondrial F1 complex, O subunit (oligomycin sensitivity conferring protein)
616	N35082		Homo sapiens clone 24739 mRNA sequence
617	AA776294	RABGGTA	Rab geranylgeranyltransferase, alpha subunit
618	AA456088	EPHB3	EphB3
619	AA418689	POLR2F	polymerase (RNA) II (DNA directed) polypeptide F
620	AA873691	POLR2L	polymerase (RNA) II (DNA directed) polypeptide L (7.6kD)
621	AA629910	TIMM8B	translocase of inner mitochondrial membrane 8 homolog B (yeast)
622	AF165967	TIMM8B	translocase of inner mitochondrial membrane 8 homolog B (yeast)
623	AW058415	HBXIP	hepatitis B virus x interacting protein
624	T77733	TUBG1	tubulin, gamma 1
625	AA707871	DKFZP434	DKFZP434J214 protein
626	AA459380	IDH3G	isocitrate dehydrogenase 3 (NAD+) gamma
627	AW009090	NDUFB3	NADH dehydrogenase (ubiquinone) 1 beta subcomplex, 3 (12kD, B12)
628	AA062805	SDHC	succinate dehydrogenase complex, subunit C, integral membrane protein, 15kD
629	H97880	MGC10540	hypothetical protein MGC10540
630	R23752	MRPS12	mitochondrial ribosomal protein S12
631	N93053	NDUFB5	NADH dehydrogenase (ubiquinone) 1 beta subcomplex, 5 (16kD, SGDH)
632	AA699390	CG012	hypothetical gene CG012
633	AA443099	NDUFB1	NADH dehydrogenase (ubiquinone) 1 beta subcomplex, 1 (7kD, MNLL)
634	AI348664	MRPS11	mitochondrial ribosomal protein S11
635	AA485441	LOC51629	CGI-69 protein
636	W58658	CLPP	ClpP caseinolytic protease, ATP-dependent, proteolytic subunit homolog (E. coli)
637	AA629804	HSPC109	hypothetical protein
638	AI928276	IDH3B	isocitrate dehydrogenase 3 (NAD+) beta
639	AA700688	ATP5E	ATP synthase, H+ transporting, mitochondrial F1 complex, epsilon subunit
640	AA453995	ATP5J2	ATP synthase, H+ transporting, mitochondrial F0 complex, subunit f, isoform 2
641	AA071518	PSMA2	proteasome (prosome, macropain) subunit, alpha type, 2
642	AA865729	OA1	ocular albinism 1 (Nettleship-Falls)
643	AA428058	NDUFB7	NADH dehydrogenase (ubiquinone) 1 beta subcomplex, 7 (18kD, B18)
644	AA402960	RNF5	ring finger protein 5
645	AA403126	PSMD9	proteasome (prosome, macropain) 26S subunit, non-ATPase, 9
646	AW075647	STOML2	stomatin (EPB72)-like 2
647	N54932	FLJ22875	hypothetical protein FLJ22875
648	AA428334	GSTZ1	glutathione transferase zeta 1 (maleylacetoacetate isomerase)
649	AA434403	8D6A	8D6 antigen
650	AA476245	NFS1	NFS1 nitrogen fixation 1 (S. cerevisiae)

order	ACC no.	Symbol	Name
651	AA465214	C20orf4	chromosome 20 open reading frame 4
652	AA456571	BSCL2	Bernardinelli-Seip congenital lipodystrophy 2 (seipin)
653	AA426025	HOMER-2I	Homer, neuronal immediate early gene, 2
654	R66426	GPR37	G protein-coupled receptor 37 (endothelin receptor type B-like)
655	AA082943	CCNG1	cyclin G1
656	AA496888	GEMIN4	gem (nuclear organelle) associated protein 4
657	AI699738	E4F1	E4F transcription factor 1
658	AI634715	HADHSC	L-3-hydroxyacyl-Coenzyme A dehydrogenase, short chain
659	T65407	HADHSC	L-3-hydroxyacyl-Coenzyme A dehydrogenase, short chain
660	N64669	FLJ10971	hypothetical protein FLJ10971
661	AA418852	LOC51295	ECSIT
662	R76558 | R76281		Data not found
663	R96527	NCSTN	nicastrin
664	H98233	FLJ22004	hypothetical protein FLJ22004
665	AA521083	PPP6C	protein phosphatase 6, catalytic subunit
666	H00817	LYPLA1	lysophospholipase I
667	N20798	KIT	v-kit Hardy-Zuckerman 4 feline sarcoma viral oncogene homolog
668	N24824	KIT	v-kit Hardy-Zuckerman 4 feline sarcoma viral oncogene homolog
669	R65759	XAP135	PHD zinc finger protein XAP135
670	R24530	FOLR1	folate receptor 1 (adult)
671	R43869		Data not found
672	AA458973	DKFZP434	hypothetical protein

order	Acc no	Symbol	Name
1	AI475653	AI475653	Data not found
2	AA496880	RPL5	ribosomal protein L5
3	AI675707	RPS7	ribosomal protein S7
4	AW005795	OLFM1	olfactomedin 1
5	AW005693	NFKBIL2	ESTs, Weakly similar to T51483 40S ribosomal protein S7-like - Arabidopsis thaliana [A.thaliana]
6	R43544	RPL32	ribosomal protein L32
7	AI688090	RPL22	ribosomal protein L22
8	H73727	RPS14	ribosomal protein S14
9	AW071364	FAU	Finkel-Biskis-Reilly murine sarcoma virus (FBR-MuSV) ubiquitously expressed (fox derived); ribosomal protein S30
10	AI936175	RPS20	ribosomal protein S20
11	AW075605	RPL9	ribosomal protein L9
12	AI972799	RPL23	ribosomal protein L23
13	AA669674	EIF3S6	eukaryotic translation initiation factor 3, subunit 6 (48kD)
14	AA633768	RPL24	ribosomal protein L24
15	AA916859	AA916859	Data not found
16	AI023647	AI023647	Data not found
17	W91881	DNM1L	dynamin 1-like
18	AI611010	RPS10	ribosomal protein S10
19	AW082973	ELL	ELL gene (11-19 lysine-rich leukemia gene)
20	AW074994	RPS9	ribosomal protein S9
21	AW073449	RPL29	ribosomal protein L29
22	AW074920	RPS12	ribosomal protein S12
23	W72032	RPS21	ribosomal protein S21
24	AI972898	TBCD	tubulin-specific chaperone d
25	AI972568	RPL36A	ribosomal protein L36a
26	N54526	RPL39	KIAA1979 protein
27	AI950056	C20orf1	chromosome 20 open reading frame 1
28	AW071383	RPS27	ESTs, Moderately similar to T47903 ribosomal protein S27 - Arabidopsis thaliana (fragment) [A.thaliana]
29	AI936763	RPS27	ribosomal protein S27 (metallopanstimulin 1)
30	AA875953	KIAA0404	KIAA0404 protein
31	AA625632	RPS27A	ribosomal protein S27a
32	AA873351	RPL35A	ribosomal protein L35a
33	W15277	W15277	Data not found
34	H78039	VRP	vascular Rab-GAP/TBC-containing
35	AA446453	PFDN5	prefoldin 5
36	AA464034	RPL21	ribosomal protein L21
37	AA464743	RPL21	ribosomal protein L21
38	AA634008	RPS23	ESTs, Moderately similar to T48317 hypothetical protein F9G14.270 - Arabidopsis thaliana [A.thaliana]
39	AA775364	KIAA0699	ESTs, Highly similar to S45004 ribosomal protein L30, cytosolic - human [H.sapiens]
40	AW072880	RPS15	ESTs, Moderately similar to S71259 ribosomal protein S15, cytosolic - Arabidopsis thaliana [A.thaliana]
41	N89671	N89671	Data not found

order	Acc no	Symbol	Name
42	AA625634	RPL35	ribosomal protein L35
43	AA629641	RPS13	ribosomal protein S13
44	R96220	GNB2L1	guanine nucleotide binding protein (G protein), beta polypeptide 2-like 1
45	R60019	R60019	membrane protein, palmitoylated 2 (MAGUK p55 subfamily member 2)
46	AA668301	RPS16	ribosomal protein S16
47	AA410517	SERPINB6	serine (or cysteine) proteinase inhibitor, clade B (ovalbumin), member 6
48	AA872341	RPS15A	ribosomal protein S15a
49	AI969221	AI969221	ribosomal protein L41
50	AA664241	NACA	nascent-polypeptide-associated complex alpha polypeptide
51	AI671926	TPT1	tumor protein, translationally-controlled 1
52	T62529	T62529	Data not found

order	Acc no	Symbol	Name
1	AI372035	RAD54L	RAD54-like (S. cerevisiae)
2	AA678295	BARD1	BRCA1 associated RING domain 1
3	AA424950	E2F1	E2F transcription factor 1
4	R22188		ESTs, Highly similar to S-phase kinase-associated protein 2 , isoform 2; cyclin A/CDK2-associated p45; F-box protein Skp2 [Homo sapiens] [H.sapiens]
5	R40127	RANBP1	RAN binding protein 1
6	W52510	FBXO3	F-box only protein 3
7	AA704459	CHAF1A	chromatin assembly factor 1, subunit A (p150)
8	AI344518	H2AV	histone H2A.F/Z variant
9	AA708261	LSM6	Sm protein F
10	AA420981	LCK	lymphocyte-specific protein tyrosine kinase
11	W96107	SEC61G	Sec61 gamma
12	AA481464	PPIB	peptidylprolyl isomerase B (cyclophilin B)
13	AA776310	CMG1	capillary morphogenesis protein 1
14	AA620477	SHMT2	serine hydroxymethyltransferase 2 (mitochondrial)
15	AA455128	TBL2	transducin (beta)-like 2
16	AA464702	HMT-1	beta-1,4 mannosyltransferase
17	N57530	E2IG2	E2IG2 protein
18	R38669	RHOBTB2	Rho-related BTB domain containing 2
19	AA630784	TRIP13	thyroid hormone receptor interactor 13
20	AA629558	SLBP	stem-loop (histone) binding protein
21	N94820	DIPA	hepatitis delta antigen-interacting protein A
22	AA995093	NOLA1	nucleolar protein family A, member 1 (H/ACA small nucleolar RNPs)
23	AI279844	SIMRP7	multidrug resistance-associated protein 7
24	AA976714	ORC5L	origin recognition complex, subunit 5-like (yeast)
25	AI014400	C6orf28	chromosome 6 open reading frame 28
26	H85464	DSS1	Deleted in split-hand/split-foot 1 region
27	AA430503	KNSL4	kinesin-like 4
28	AA701981	C2F	C2f protein
29	N66208	PPP1R8	protein phosphatase 1, regulatory (inhibitor) subunit 8
30	AI951026	SNRPA	small nuclear ribonucleoprotein polypeptide A
31	H84048		ESTs, Weakly similar to hypothetical protein FLJ20378 [Homo sapiens] [H.sapiens]
32	T64938	BART1	binder of Arl Two
33	H93087	HMG17	high-mobility group (nonhistone chromosomal) protein 17
34	AW051193		Data not found
35	N53065	PSMB2	proteasome (prosome, macropain) subunit, beta type, 2
36	AA488297	KIF2	kinesin heavy chain member 2
37	N64387	HDCMA18	HDCMA18P protein
38	AA488332	PA2G4	proliferation-associated 2G4, 38kD
39	AA429661	POLD1	polymerase (DNA directed), delta 1, catalytic subunit (125kD)
40	AA894577	NOL5A	nucleolar protein 5A (56kD with KKE/D repeat)
41	W81546	NESHBP	DKFZP586L2024 protein
42	AA485052		Data not found
43	AA449762	ILF3	interleukin enhancer binding factor 3, 90kD
44	AA458870	CDC37	CDC37 cell division cycle 37 homolog (S. cerevisiae)

order	Acc no	Symbol	Name
45	AA704613	MAZ	MYC-associated zinc finger protein (purine-binding transcription factor)
46	AA504272	HNRPM	heterogeneous nuclear ribonucleoprotein M
47	AA683085	HMG1	high-mobility group (nonhistone chromosomal) protein 1
48	W02101	HNRPA2B	heterogeneous nuclear ribonucleoprotein A2/B1
49	AA126911	HNRPA1	heterogeneous nuclear ribonucleoprotein A1
50	AI239905		ESTs, Highly similar to ROA3_HUMAN Heterogeneous nuclear ribonucleoprotein A3 (hnRNP A3) (D10S102) [H.sapiens]
51	NM_00023	LHCGR	luteinizing hormone/choriogonadotropin receptor
52	U18985	TRDN	triadin
53	AA458483	LOC51115	CGI-90 protein
54	AA443998	NUDT1	nudix (nucleoside diphosphate linked moiety X)-type motif 1
55	AA522505	CCNB2	cyclin B2
56	N93924	RFC4	replication factor C (activator 1) 4 (37kD)
57	W87751	TIMELESS	timeless homolog (Drosophila)
58	AA732873	STK18	serine/threonine kinase 18
59	AA426264	MKI67	antigen identified by monoclonal antibody Ki-67
60	AI057325	POLQ	polymerase (DNA directed), theta
61	AA279680	RAP1A	RAP1A, member of RAS oncogene family
62	H94617	RFC3	replication factor C (activator 1) 3 (38kD)
63	N26643	CDK2	cyclin-dependent kinase 2
64	AA219061	MSH2	mutS homolog 2, colon cancer, nonpolyposis type 1 (E. coli)
65	AA410394	BAF53A	BAF53
66	AA452095	SMC4L1	SMC4 structural maintenance of chromosomes 4-like 1 (yeast)
67	W93379	NEK2	NIMA (never in mitosis gene a)-related kinase 2
68	AA458934	LOC81023	hypothetical protein AF301222
69	R07506	DGUOK	deoxyguanosine kinase
70	N55480	HRMT1L2	HMT1 hnRNP methyltransferase-like 2 (S. cerevisiae)
71	H07926	ACAA2	acetyl-Coenzyme A acyltransferase 2 (mitochondrial 3-oxoacyl-Coenzyme A thiolase)
72	H59259	RPA3	replication protein A3 (14kD)
73	AA448402	RBM8A	RNA binding motif protein 8A
74	AA426096	CHAF1B	chromatin assembly factor 1, subunit B (p60)
75	AA464238	PAFAH1B3	platelet-activating factor acetylhydrolase, isoform Ib, gamma subunit (29kD)

order	Acc no.	Symbol	Name
1	AI992284	ARPC4	actin related protein 2/3 complex, subunit 4 (20 kD)
2	AA459292	CKS1	CDC28 protein kinase 1
3	N53057	CHEK1	CHK1 checkpoint homolog (S. pombe)
4	AA165400	ACTR3	ARP3 actin-related protein 3 homolog (yeast)
5	AA285155	MCM5	MCM5 minichromosome maintenance deficient 5, cell division cycle 46 (S. cerevisiae)
6	AA284072	CDKN3	cyclin-dependent kinase inhibitor 3 (CDK2-associated dual specificity phosphatase)
7	N72115	CDKN2C	cyclin-dependent kinase inhibitor 2C (p18, inhibits CDK4)
8	H16255	SNRPD1	small nuclear ribonucleoprotein D1 polypeptide (16kD)
9	AA430744		Data not found
10	AA460685	BIRC5	baculoviral IAP repeat-containing 5 (survivin)
11	AA778098	TK1	thymidine kinase 1, soluble
12	AA479623	SAST	syntrophin associated serine/threonine kinase
13	AI952908	SLC21A9	solute carrier family 21 (organic anion transporter), member 9
14	AA421296	CD68	CD68 antigen
15	R83837	LYN	v-yes-1 Yamaguchi sarcoma viral related oncogene homolog
16	R83836	LYN	v-yes-1 Yamaguchi sarcoma viral related oncogene homolog
17	AA188179	ARPC1B	actin related protein 2/3 complex, subunit 1B (41 kD)
18	AA458965	NK4	natural killer cell transcript 4
19	T95052	CASP1	caspase 1, apoptosis-related cysteine protease (interleukin 1, beta, convertase)
20	AA419015	ANXA4	annexin A4
21	AI675866	ASC	apoptosis-associated speck-like protein containing a CARD
22	AA608572	PP	pyrophosphatase (inorganic)
23	AA481076	MAD2L1	MAD2 mitotic arrest deficient-like 1 (yeast)
24	AA454572		Data not found
25	AA448659	CDC25B	cell division cycle 25B
26	AA668388	PTAFR	platelet-activating factor receptor
27	R27615	PRKDC	protein kinase, DNA-activated, catalytic polypeptide
28	H87536	COL17A1	collagen, type XVII, alpha 1
29	H37989	FKBP1A	FK506 binding protein 1A (12kD)
30	AA598815	PSMA5	proteasome (prosome, macropain) subunit, alpha type, 5
31	N33274	PAICS	phosphoribosylaminoimidazole carboxylase, phosphoribosylaminoimidazole succinocarboxamide synthetase
32	AA496025	MCM7	MCM7 minichromosome maintenance deficient 7 (S. cerevisiae)
33	AA456608	MCM3	MCM3 minichromosome maintenance deficient 3 (S. cerevisiae)
34	AA291398	CHC1	chromosome condensation 1
35	R16712	ANLN	anillin, actin binding protein (scraps homolog, Drosophila)
36	AA400476	KNSL6	kinesin-like 6 (mitotic centromere-associated kinesin)
37	AA458994	PMSCL1	polymyositis/scleroderma autoantigen 1 (75kD)
38	AI364509	RACGAP1	Rac GTPase activating protein 1
39	H63492	STK15	serine/threonine kinase 15
40	R19158	STK15	serine/threonine kinase 15
41	AA464256	DTYMK	deoxythymidylate kinase (thymidylate kinase)
42	AA279990	TACC3	transforming, acidic coiled-coil containing protein 3
43	AA071486	STK12	serine/threonine kinase 12
44	AA026682	TOP2A	topoisomerase (DNA) II alpha (170kD)

order	Acc no.	Symbol	Name
45	AA504348	TOP2A	topoisomerase (DNA) II alpha (170kD)
46	AA430504	UBE2C	ubiquitin-conjugating enzyme E2C
47	AA457034	MYBL2	v-myb myeloblastosis viral oncogene homolog (avian)-like 2
48	AA456878	MYBL2	v-myb myeloblastosis viral oncogene homolog (avian)-like 2
49	PM0026		Data not found
50	AA187351	RRM2	ribonucleotide reductase M2 polypeptide
51	AA430032	PTTG1	pituitary tumor-transforming 1
52	AA598974	CDC2	cell division cycle 2, G1 to S and G2 to M
53	AA706968	ZWINT	ZW10 interactor
54	AA629262	PLK	polo-like kinase (Drosophila)
55	AA449336	PRC1	protein regulator of cytokinesis 1
56	AA873060	STMN1	stathmin 1/oncoprotein 18
57	AA774665	CCNB2	cyclin B2
58	AA450265	PCNA	proliferating cell nuclear antigen
59	H95392	H2AFX	H2A histone family, member X
60	AA701455	CENPF	centromere protein F (350/400kD, mitosin)
61	AA446462	BUB1	BUB1 budding uninhibited by benzimidazoles 1 homolog (yeast)
62	AA010065	CKS2	CDC28 protein kinase 2
63	AA397813	CKS2	CDC28 protein kinase 2
64	AA663995	MCM6	MCM6 minichromosome maintenance deficient 6 (MIS5 homolog, S. pombe) (S. cerevisiae)
65	AA448261	HMGIY	high-mobility group (nonhistone chromosomal) protein isoforms I and Y
66	AA188155	ARPC1B	actin related protein 2/3 complex, subunit 1B (41 kD)
67	AI001174	ENO1	enolase 1, (alpha)
68	AA426374	TUBA2	tubulin, alpha 2
69	AA865469	TUBA3	tubulin, alpha 3
70	AA626698	TUBA2	tubulin, alpha 2
71	AA180742	TUBA1	tubulin, alpha 1 (testis specific)
72	N74524	TUBB5	tubulin, beta, 5
73	AA888148	TUBB2	tubulin, beta, 2
74	W72693	HNRPAB	heterogeneous nuclear ribonucleoprotein A/B
75	AA427899	FKBP1A	FK506 binding protein 1A (12kD)
76	AA035455	BACH	brain acyl-CoA hydrolase
77	AA136271	CD58	CD58 antigen, (lymphocyte function-associated antigen 3)
78	R00884		Data not found
79	H57309	SNAI2	snail homolog 2 (Drosophila)
80	AA424790		ESTs, Weakly similar to DRT2_ARATH Bifunctional dihydrofolate reductase-thymidylate synthase 2 (DHFR-TS) [Includes: Dihydrof
81	N52980		ESTs, Weakly similar to DRT2_ARATH Bifunctional dihydrofolate reductase-thymidylate synthase 2 (DHFR-TS) [Includes: Dihydrof
82	AA677517	PTBP1	polypyrimidine tract binding protein 1
83	AA961752	LOC51659	HSPC037 protein
84	AI668800	H2AFZ	H2A histone family, member Z
85	W92011	HSU54999	LGN protein
86	AA700904	CDC45L	CDC45 cell division cycle 45-like (S. cerevisiae)
87	AA682719	CBX3	chromobox homolog 3 (HP1 gamma homolog, Drosophila)
88	AA504204	POLD3	polymerase (DNA directed), delta 3

order	Acc no.	Symbol	Name
89	AI221445	KCNE3	potassium voltage-gated channel, Isk-related family, member 3
90	AA521431	PFN1	profilin 1
91	R43217	HMG17L3	high-mobility group (nonhistone chromosomal) protein 17-like 3
92	AA464528	PLP2	proteolipid protein 2 (colonic epithelium-enriched)

order	Acc no.	Symbol	Name
1	AA625981	FKBP1A	FK506 binding protein 1A (12kD)
2	H48494	GNPI	glucosamine-6-phosphate isomerase
3	R70685	JAG1	jagged 1 (Alagille syndrome)
4	AA429477	C22orf5	chromosome 22 open reading frame 5
5	AA699361	SF3B4	splicing factor 3b, subunit 4, 49kD
6	AA857119	LOC90326	hypothetical protein BC005114
7	AA446557	HUMAUAN	nucleolar GTPase
8	AA668189	SNRPF	small nuclear ribonucleoprotein polypeptide F
9	AW082122	ATIC	5-aminoimidazole-4-carboxamide ribonucleotide formyltransferase/IMP cyclohydrolase
10	AA863149	PSMA7	proteasome (prosome, macropain) subunit, alpha type, 7
11	N75595	NTF2	nuclear transport factor 2
12	AA496628	NME2	non-metastatic cells 2, protein (NM23B) expressed in
13	AA422058	METTL1	methyltransferase-like 1
14	AA708342	ENO1	enolase 1, (alpha)
15	AW081863	PPIA	peptidylprolyl isomerase A (cyclophilin A)
16	X52851		Data not found
17	AA644092	NME1	non-metastatic cells 1, protein (NM23A) expressed in
18	AA485626	AHCY	S-adenosylhomocysteine hydrolase
19	AA253448	SNRPC	small nuclear ribonucleoprotein polypeptide C
20	AA453749	HDGF	hepatoma-derived growth factor (high-mobility group protein 1-like)
21	AA676404	PPIC	peptidylprolyl isomerase C (cyclophilin C)
22	AI369629	CENPA	centromere protein A (17kD)
23	R33831	SNX13	sorting nexin 13
24	AA478066	PKMYT1	membrane-associated tyrosine- and threonine-specific cdc2-inhibitory kinase
25	N54344	KIAA0074	KIAA0074 protein
26	H94949	TROAP	trophinin associated protein (tastin)
27	AA608568	CCNA2	cyclin A2
28	W72679	HEC	highly expressed in cancer, rich in leucine heptad repeats
29	AA662424	RNASEH2,	ribonuclease H2, large subunit
30	AA676460	KPNA2	karyopherin alpha 2 (RAG cohort 1, importin alpha 1)
31	AA600173	UBE2A	ubiquitin-conjugating enzyme E2A (RAD6 homolog)
32	N39611	RFC3	replication factor C (activator 1) 3 (38kD)
33	T58896	BHMT	betaine-homocysteine methyltransferase
34	AA443982	PPP1CA	protein phosphatase 1, catalytic subunit, alpha isoform
35	EW50		Data not found

order	Acc no.	Symbol	Name
1	AA463591	BZAP45	basic leucine-zipper protein BZAP45
2	AA443347	KIAA0202	KIAA0202 protein
3	R56562	LFNG	lunatic fringe homolog (Drosophila)
4	AA418078	SLC7A6	solute carrier family 7 (cationic amino acid transporter, y+ system), member 6
5	AA456109	SDCBP	syndecan binding protein (syntenin)
6	N62873	RAGE	renal tumor antigen
7	AA464731	S100A11	S100 calcium binding protein A11 (calgizzarin)
8	AA284599	KIAA0010	ubiquitin-protein isopeptide ligase (E3)
9	H56918		Human clone 23933 mRNA sequence
10	AA488674	MCL1	myeloid cell leukemia sequence 1 (BCL2-related)
11	T50397		EST
12	AA598795		Data not found
13	H86558	MAD	MAX dimerization protein
14	R53574	MAST205	KIAA0807 protein
15	AA829383	MAP2K3	mitogen-activated protein kinase kinase 3
16	AA447797	PLAT	plasminogen activator, tissue
17	R09561	DAF	decay accelerating factor for complement (CD55, Cromer blood group system)
18	H96235	ETS2	v-ets erythroblastosis virus E26 oncogene homolog 2 (avian)
19	H84481	EPHA2	EphA2
20	T55714	HS3ST1	heparan sulfate (glucosamine) 3-O-sulfotransferase 1
21	W86504	PELI1	pellino homolog 1 (Drosophila)
22	T61428	HEF1	enhancer of filamentation 1 (cas-like docking; Crk-associated substrate related)
23	AA677534	LAMC2	laminin, gamma 2 (nicein (100kD), kalinin (105kD), BM600 (100kD), Herlitz junctional epidermolysis bullosa))
24	AA504461	LDLR	low density lipoprotein receptor (familial hypercholesterolemia)
25	H99883	KIAA0828	KIAA0828 protein
26	AA434159	RGS19IP1	regulator of G-protein signalling 19 interacting protein 1
27	AA666180	NR2F6	nuclear receptor subfamily 2, group F, member 6
28	AA490991	HNRPF	heterogeneous nuclear ribonucleoprotein F
29	H90874	IMPA1	inositol(myo)-1(or 4)-monophosphatase 1
30	AA055504	TRIM32	tripartite motif-containing 32
31	H45668	KLF4	Kruppel-like factor 4 (gut)
32	H14359	ELF4	E74-like factor 4 (ets domain transcription factor)
33	AA278134	SEC24A	SEC24 related gene family, member A (S. cerevisiae)
34	N95495	LOC51128	GTP-binding protein Sara
35	AI721225	CEACAM4	carcinoembryonic antigen-related cell adhesion molecule 4
36	W51985	PSG5	pregnancy specific beta-1-glycoprotein 5
37	H69561	MAN2A1	mannosidase, alpha, class 2A, member 1
38	AA054073	CEACAM6	carcinoembryonic antigen-related cell adhesion molecule 6 (non-specific cross reacting antigen)
39	AA058357	CEACAM7	carcinoembryonic antigen-related cell adhesion molecule 7
40	N54494	CPB2	carboxypeptidase B2 (plasma, carboxypeptidase U)
41	T95747	PSG1	pregnancy specific beta-1-glycoprotein 1

order	Acc no.	Symbol	Name
42	R73909	PSG2	pregnancy specific beta-1-glycoprotein 2
43	M33666	PSG6	pregnancy specific beta-1-glycoprotein 6
44	AA130584	CEACAM5	carcinoembryonic antigen-related cell adhesion molecule 5
45	R70868	PSG2	pregnancy specific beta-1-glycoprotein 2
46	H90219	IMPA1	inositol(myo)-1(or 4)-monophosphatase 1
47	AA406571	CEACAM1	carcinoembryonic antigen-related cell adhesion molecule 1 (biliary glycoprotein)
48	H96090	FLJ20038	hypothetical protein FLJ20038
49	AA463257	ITGA2	integrin, alpha 2 (CD49B, alpha 2 subunit of VLA-2 receptor)
50	H15539	STX1A	syntaxin 1A (brain)
51	AA459400	ARHGDIA	Rho GDP dissociation inhibitor (GDI) alpha
52	H15456	CAPN1	calpain 1, (mu/I) large subunit
53	AI318575	MYEOV	myeloma overexpressed gene (in a subset of t(11;14) positive multiple myelomas)
54	H20652	ARL6IP	ADP-ribosylation factor-like 6 interacting protein
55	AA481544	SH3BGRL	SH3 domain binding glutamic acid-rich protein like 3
56	H09959	CHK	choline kinase
57	AA133212	NCOA4	nuclear receptor coactivator 4
58	H58119	HSPC117	hypothetical protein
59	AA630000	DDX30	DEAD/H (Asp-Glu-Ala-Asp/His) box polypeptide 30
60	N74700	KEO4	similar to Caenorhabditis elegans protein C42C1.9
61	T74688	SQRDL	sulfide dehydrogenase like (yeast)
62	AA430382	NP	nucleoside phosphorylase
63	AA482070	ARHGEF1	Rho guanine exchange factor (GEF) 16
64	AA454564	LOC56181	hypothetical protein RP1-317E23
65	AA486741	ASL	argininosuccinate lyase
66	AA574123	FLJ10747	hypothetical protein FLJ10747
67	AA773478	AP1M2	adaptor-related protein complex 1, mu 2 subunit
68	AA490209	ARPC1A	actin related protein 2/3 complex, subunit 1A (41 kD)
69	H97778	CDH1	cadherin 1, type 1, E-cadherin (epithelial)
70	H94471	OCLN	occludin
71	AI378517		Homo sapiens, clone IMAGE:4242700, mRNA
72	AA676836	ASM3A	acid sphingomyelinase-like phosphodiesterase
73	AI823651	TGFA	transforming growth factor, alpha
74	AI826328	DBI	diazepam binding inhibitor (GABA receptor modulator, acyl-Coenzyme A binding protein)
75	H66158	PKP2	plakophilin 2
76	AA411814	PSEN1	presenilin 1 (Alzheimer disease 3)
77	AA983765	CORO2A	coronin, actin binding protein, 2A
78	AA598670	UBE1	ubiquitin-activating enzyme E1 (A1S9T and BN75 temperature sensitivity complementing)
79	AA430524	CAPZB	capping protein (actin filament) muscle Z-line, beta
80	W45165	CAPZB	capping protein (actin filament) muscle Z-line, beta
81	N69107	YWHAH	tyrosine 3-monooxygenase/tryptophan 5-monooxygenase activation protein, eta polypeptide
82	AA167273	SDC3	syndecan 3 (N-syndecan)

order	Acc no.	Symbol	Name
83	AI954996	MLC-B	myosin regulatory light chain
84	AI954012	CAP	adenylyl cyclase-associated protein
85	R60044	CTNNB1	catenin (cadherin-associated protein), beta 1 (88kD)
86	AA485959	KRT7	keratin 7
87	AA873604	CRIP1	cysteine-rich protein 1 (intestinal)
88	AA043347	ADAM10	a disintegrin and metalloproteinase domain 10
89	H17504	MAPK6	mitogen-activated protein kinase 6
90	R40057	PROML1	prominin-like 1 (mouse)
91	AA488433	C20orf45	chromosome 20 open reading frame 45
92	AA443558	PCDH1	protocadherin 1 (cadherin-like 1)
93	AA454208	ABHD2	abhydrolase domain containing 2
94	N64800	TMOD3	tropomodulin 3 (ubiquitous)
95	AA151125	TMOD3	tropomodulin 3 (ubiquitous)
96	AA485653	MGAT2	mannosyl (alpha-1,6-)-glycoprotein beta-1,2-N-acetylglucosaminyltransferase
97	AA447688	KIAA1075	KIAA1075 protein
98	AA181085	KDELR3	KDEL (Lys-Asp-Glu-Leu) endoplasmic reticulum protein retention receptor 3
99	N70773	DDEF2	development and differentiation enhancing factor 2
100	AA485668	ITGB4	integrin, beta 4
101	AA012867	ARF6	ADP-ribosylation factor 6
102	AA432063	TST	thiosulfate sulfurtransferase (rhodanese)
103	T60163	RNASE4	ribonuclease, RNase A family, 4
104	AA279494		Homo sapiens clone 24630 mRNA sequence
105	N72562	KIAA0682	KIAA0682 gene product
106	R39069	PIP5K1B	phosphatidylinositol-4-phosphate 5-kinase, type I, beta
107	AA069024	ALDH3A1	aldehyde dehydrogenase 3 family, memberA1
108	AA434102	LGALS9	lectin, galactoside-binding, soluble, 9 (galectin 9)
109	R36598		Homo sapiens cDNA FLJ10784 fis, clone NT2RP4000448, highly similar to Homo sapiens mRNA; cDNA DKFZp566G0746
110	AI824922	GCNT1	glucosaminyl (N-acetyl) transferase 1, core 2 (beta-1,6-N-acetylglucosaminyltransferase)
111	AA700305		ESTs
112	R41406	KCND1	potassium voltage-gated channel, Shal-related subfamily, member 1
113	AA453783	MAL2	mal, T-cell differentiation protein 2
114	AA857542	ATP2A3	ATPase, Ca++ transporting, ubiquitous
115	AI924357	AKR1C2	aldo-keto reductase family 1, member C2 (dihydrodiol dehydrogenase 2; bile acid binding protein; 3-alpha hydroxysteroid dehydrogenase, type III)
116	R93124	AKR1C1	aldo-keto reductase family 1, member C1 (dihydrodiol dehydrogenase 1; 20-alpha (3-alpha)-hydroxysteroid dehydrogenase)
117	AA916325	AKR1C3	aldo-keto reductase family 1, member C3 (3-alpha hydroxysteroid dehydrogenase, type II)
118	AA159577	MUC5B	mucin 5, subtype B, tracheobronchial
119	AA434406	TIP-1	Tax interaction protein 1
120	R51580	NDN	necdin homolog (mouse)
121	AW073291	AGR2	anterior gradient 2 homolog (Xenepus laevis)
122	R91396	ANXA10	annexin A10
123	AI032392	RAB27A	RAB27A, member RAS oncogene family

order	Acc no.	Symbol	Name
124	AI074272 | AI733427		Data not found
125	AI003367	GJA7	gap junction protein, alpha 7, 45kD (connexin 45)
126	AA669689	ME1	malic enzyme 1, NADP(+)-dependent, cytosolic
127	AA088420	PPARG	peroxisome proliferative activated receptor, gamma
128	AI887514	VILL	villin-like
129	R32848	S100P	S100 calcium binding protein P
130	H94487	CTSE	cathepsin E
131	AA886199	C1orf34	chromosome 1 open reading frame 34
132	AA280832	GALE	galactose-4-epimerase, UDP-
133	AA455369	SLC9A1	solute carrier family 9 (sodium/hydrogen exchanger), isoform 1 (antiporter, Na+/H+, amiloride sensitive)
134	AW009769	TFF1	trefoil factor 1 (breast cancer, estrogen-inducible sequence expressed in)
135	H23187	CA2	carbonic anhydrase II
136	AI301329	AKR1B10	aldo-keto reductase family 1, member B10 (aldose reductase)
137	AI924753	AKR1B10	aldo-keto reductase family 1, member B10 (aldose reductase)
138	AA971278	CYP2S1	cytochrome P450, subfamily IIS, polypeptide 1
139	AA453114	SCAMP2	secretory carrier membrane protein 2
140	AI432357	RAB27B	RAB27B, member RAS oncogene family
141	R69522		Homo sapiens clone 25194 mRNA sequence
142	R56877	DKFZP434	DKFZP434D146 protein
143	H08564	TPMT	thiopurine S-methyltransferase
144	AA775223	HPGD	hydroxyprostaglandin dehydrogenase 15-(NAD)
145	AA025276	CTNND1	catenin (cadherin-associated protein), delta 1
146	AA024656	CTNND1	catenin (cadherin-associated protein), delta 1
147	AA406601	ABLIM	actin binding LIM protein
148	AA458982	SCNN1A	sodium channel, nonvoltage-gated 1 alpha
149	AA428209	CPD	carboxypeptidase D
150	AA482035	KIAA0753	KIAA0753 gene product
151	H13688	GALNT3	UDP-N-acetyl-alpha-D-galactosamine:polypeptide N-acetylgalactosaminyltransferase 3 (GalNAc-T3)
152	W40257	GALNT3	UDP-N-acetyl-alpha-D-galactosamine:polypeptide N-acetylgalactosaminyltransferase 3 (GalNAc-T3)
153	AA457529	SMBP	SM-11044 binding protein
154	R31681	SMBP	SM-11044 binding protein
155	AA005219	GPD2	glycerol-3-phosphate dehydrogenase 2 (mitochondrial)
156	N63943	LYZ	lysozyme (renal amyloidosis)
157	AA961735	MACMAR(	macrophage myristoylated alanine-rich C kinase substrate
158	AA135152	GPX2	glutathione peroxidase 2 (gastrointestinal)
159	H73961	ARPC3	actin related protein 2/3 complex, subunit 3 (21 kD)
160	AA496784	SEC13L1	SEC13-like 1 (S. cerevisiae)
161	AA045510	FBXL5	F-box and leucine-rich repeat protein 5
162	AA449107	SEC24D	SEC24 related gene family, member D (S. cerevisiae)
163	AA457710	POLD4	polymerase (DNA-directed), delta 4
164	H52141	INPP1	inositol polyphosphate-1-phosphatase

order	Acc no.	Symbol	Name
165	AA133469	KRT20	cytokeratin 20
166	AA406332	SEC23A	Sec23 homolog A (S. cerevisiae)
167	AA449321		Homo sapiens cDNA FLJ12280 fis, clone MAMMA1001744
168	AA485913	CLIC1	chloride intracellular channel 1
169	R14760	CASP3	caspase 3, apoptosis-related cysteine protease
170	AA954033	LOC51333	mesenchymal stem cell protein DSC43
171	AA994666	AP2A2	adaptor-related protein complex 2, alpha 2 subunit
172	AA938554	KPTN	kaptin (actin binding protein)
173	AA978328	SLC37A1	solute carrier family 37 (glycerol-3-phosphate transporter), member 1
174	AA975221	GMEB2	glucocorticoid modulatory element binding protein 2
175	H52673	BAK1	BCL2-antagonist/killer 1
176	R59579	PTGDS	prostaglandin D2 synthase (21kD, brain)
177	AI889466	PPAP2C	phosphatidic acid phosphatase type 2C
178	R06417	JUP	junction plakoglobin
179	AA035637	JUP	junction plakoglobin
180	AA447504		Homo sapiens mRNA; cDNA DKFZp564B222 (from clone DKFZp564B222)
181	T55569	FLJ11773	hypothetical protein FLJ11773
182	AA872034	CETN1	centrin, EF-hand protein, 1
183	L09159	ARHA	ras homolog gene family, member A
184	AA609598	YWHAZ	tyrosine 3-monooxygenase/tryptophan 5-monooxygenase activation protein, zeta polypeptide
185	W55964	ARPC5	actin related protein 2/3 complex, subunit 5 (16 kD)
186	AA995282	FHL2	four and a half LIM domains 2
187	AA410429	VASP	vasodilator-stimulated phosphoprotein
188	N62620	KCNK1	potassium channel, subfamily K, member 1
189	AA074677		ESTs
190	H22826	LMO7	LIM domain only 7
191	AA454652	F2RL1	coagulation factor II (thrombin) receptor-like 1
192	AI942392	F2RL1	coagulation factor II (thrombin) receptor-like 1
193	AA001432	LAMA3	laminin, alpha 3 (nicein (150kD), kalinin (165kD), BM600 (150kD), epilegrin)
194	AA701976	ITPR3	inositol 1,4,5-triphosphate receptor, type 3
195	AA429895	ABCC3	ATP-binding cassette, sub-family C (CFTR/MRP), member 3
196	AA043133	SLC16A1	solute carrier family 16 (monocarboxylic acid transporters), member 1
197	H13623	EPS8	epidermal growth factor receptor pathway substrate 8
198	W84524	TM4SF5	transmembrane 4 superfamily member 5
199	AA487557	EPLIN	epithelial protein lost in neoplasm beta
200	AA130579	LGALS4	lectin, galactoside-binding, soluble, 4 (galectin 4)
201	AA630328	LGALS3	lectin, galactoside-binding, soluble, 3 (galectin 3)
202	AA679907	IDH2	isocitrate dehydrogenase 2 (NADP+), mitochondrial
203	AA284492	TSPAN-3	tetraspan 3
204	AA205649		ESTs, Moderately similar to Z254_HUMAN Zinc finger protein 254 (Bone marrow zinc finger 5) (BMZF-5) (Hematopoietic cell derived zinc finger protein
205	R20625	RNB6	RNB6

order	Acc no.	Symbol	Name
206	R02085	MGST3	microsomal glutathione S-transferase 3
207	AA454819	MAPK3	mitogen-activated protein kinase 3
208	AA776304	PLEK2	pleckstrin 2 (mouse) homolog
209	AA464250	KRT19	keratin 19
210	AA598517	KRT8	keratin 8
211	H06273		Homo sapiens mRNA; cDNA DKFZp434C107 (from clone DKFZp434C107)
212	AA773070	MYO5B	myosin VB
213	AW050484	TSPAN-1	tetraspan 1
214	H03961	CAC-1	CAC-1
215	R31562	CDS1	CDP-diacylglycerol synthase (phosphatidate cytidylyltransferase) 1
216	AA019332		Data not found
217	AA676957	CTNNA1	catenin (cadherin-associated protein), alpha 1 (102kD)
218	AA011446	CASP3	caspase 3, apoptosis-related cysteine protease
219	AA489246	ST14	suppression of tumorigenicity 14 (colon carcinoma, matriptase, epithin)
220	AA777637	CAPN5	calpain 5
221	AA406180	SLC22A1L	solute carrier family 22 (organic cation transporter), member 1-like
222	AA487253	MLC-B	myosin regulatory light chain
223	AA025344	ARHC	ras homolog gene family, member C
224	AA446822	LPIN1	lipin 1
225	T60135	MGLL	monoglyceride lipase
226	AA453477	XPNPEP1	X-prolyl aminopeptidase (aminopeptidase P) 1, soluble
227	AA683581	B4GALT4	UDP-Gal:betaGlcNAc beta 1,4- galactosyltransferase, polypeptide 4
228	AA454597	GOLPH2	golgi phosphoprotein 2
229	AA425401	STK24	serine/threonine kinase 24 (STE20 homolog, yeast)
230	AA146773	OAS1	2',5'-oligoadenylate synthetase 1 (40-46 kD)
231	H40681	MYD88	myeloid differentiation primary response gene (88)
232	AA682381	SEC13L1	SEC13-like 1 (S. cerevisiae)
233	AA133165	LGTN	ligatin
234	AA449440	IFNGR2	interferon gamma receptor 2 (interferon gamma transducer 1)
235	R33642	GSTP1	glutathione S-transferase pi
236	AA001222	OR2A9P	olfactory receptor, family 2, subfamily A, member 9 pseudogene
237	H97948	RALA	v-ral simian leukemia viral oncogene homolog A (ras related)
238	T97710	LAD1	ladinin 1
239	AA478959	ADPRTL1	ADP-ribosyltransferase (NAD+; poly (ADP-ribose) polymerase)-like 1
240	AA676660	GALNT5	UDP-N-acetyl-alpha-D-galactosamine:polypeptide N-acetylgalactosaminyltransferase 5 (GalNAc-T5)
241	T73294	POR	P450 (cytochrome) oxidoreductase
242	N69832	AIM1	absent in melanoma 1
243	AA465353	HDAC1	histone deacetylase 1
244	AA488288	CMAS	cytidine monophosphate N-acetylneuraminic acid synthetase
245	AA630604	SRPK1	SFRS protein kinase 1
246	AA284668	PLAU	plasminogen activator, urokinase

order	Acc no.	Symbol	Name
247	AA464849	TXNRD1	thioredoxin reductase 1
248	N30042	CLTC	clathrin, heavy polypeptide (Hc)
249	AA644088	CTSC	cathepsin C
250	AI651167	TRIM16	tripartite motif-containing 16
251	AA488627	H2AFY	H2A histone family, member Y
252	AA293182	WDR1	WD repeat domain 1
253	H44051		Data not found
254	AA890663	PAK1	p21/Cdc42/Rac1-activated kinase 1 (STE20 homolog, yeast)
255	AA173454	MST1R	macrophage stimulating 1 receptor (c-met-related tyrosine kinase)
256	H78386	IL1R2	interleukin 1 receptor, type II
257	R94947	ROCK2	Rho-associated, coiled-coil containing protein kinase 2
258	AA626867	KDELR2	KDEL (Lys-Asp-Glu-Leu) endoplasmic reticulum protein retention receptor 2
259	AA485911	DCN	decorin
260	N95761	FUCA1	fucosidase, alpha-L- 1, tissue
261	AA419628	TCF7L2	transcription factor 7-like 2 (T-cell specific, HMG-box)
262	AI394646	ENTPD5	ectonucleoside triphosphate diphosphohydrolase 5
263	T72076	RBP4	retinol binding protein 4, plasma
264	AA452278	SLC4A4	solute carrier family 4, sodium bicarbonate cotransporter, member 4
265	AW081868	TUBB	tubulin, beta polypeptide
266	AA679177	HSPC121	butyrate-induced transcript 1
267	AA683520	SLPI	secretory leukocyte protease inhibitor (antileukoproteinase)
268	AA436871	STX3A	syntaxin 3A
269	AA458849	SPINT2	serine protease inhibitor, Kunitz type, 2
270	AA045822	ARHGEF5	Rho guanine nucleotide exchange factor (GEF) 5
271	R91078	CYP3A4	cytochrome P450, subfamily IIIA (niphedipine oxidase), polypeptide 4
272	R92425	CYP3A5	cytochrome P450, subfamily IIIA (niphedipine oxidase), polypeptide 5
273	R89492	CYP2C9	cytochrome P450, subfamily IIC (mephenytoin 4-hydroxylase), polypeptide 9
274	AA863086	ADORA3	adenosine A3 receptor
275	AA873089		Homo sapiens cDNA FLJ31317 fis, clone LIVER1000421, moderately similar to CYTOCHROME P450 3A5 (EC 1.14.14.1)
276	AI362933	DAPK2	death-associated protein kinase 2
277	R55763	KIAA1411	KIAA1411 protein
278	R25419	FUT4	fucosyltransferase 4 (alpha (1,3) fucosyltransferase, myeloid-specific)
279	AI681849	GALNT7	UDP-N-acetyl-alpha-D-galactosamine:polypeptide N-acetylgalactosaminyltransferase 7 (GalNAc-T7)
280	AI140997	IBTK	inhibitor of Bruton's tyrsoine kinase
281	H51549	SLC35A2	solute carrier family 35 (UDP-galactose transporter), member 2
282	AA057233	SAG	S-antigen; retina and pineal gland (arrestin)
283	AI085562	SPAG1	sperm associated antigen 1
284	AA431179	SQV7L	nucleotide-sugar transporter similar to C. elegans sqv-7
285	N70212	RAB6A	RAB6A, member RAS oncogene family
286	AA455994	LOC11325	c-Mpl binding protein
287	AI337262	PSMD1	proteasome (prosome, macropain) 26S subunit, non-ATPase, 1

order	Acc no.	Symbol	Name
288	AA449474	GTSE1	G-2 and S-phase expressed 1
289	AA903183	IL2RA	interleukin 2 receptor, alpha
290	AA029956	MYO1E	myosin IE
291	AA677921	DACH	dachshund homolog (Drosophila)
292	AA922309	KAI1	kangai 1 (suppression of tumorigenicity 6, prostate; CD82 antigen (R2 leukocyte antigen, antigen detected by monoclonal and antibody IA4))
293	AA625890	MYO6	myosin VI
294	AI741759	RASAL1	RAS protein activator like 1 (GAP1 like)

order	Acc no.	Symbol	Name
1	AI167784		Data not found
2	AA463986	FLJ22269	hypothetical protein FLJ22269
3	N66957	CYP27A1	cytochrome P450, subfamily XXVIIA (steroid 27-hydroxylase, cerebrotendinous xanthomatosis), polypeptide 1
4	AA449459	STE	sulfotransferase, estrogen-preferring
5	AA488650	AD022	TRAF and TNF receptor-associated protein
6	N30191	CCK	cholecystokinin
7	AI377843	DCC	deleted in colorectal carcinoma
8	R99935	PAPSS2	3'-phosphoadenosine 5'-phosphosulfate synthase 2
9	AA435559	CDW52	CDW52 antigen (CAMPATH-1 antigen)
10	H68509	UGT2B10	UDP glycosyltransferase 2 family, polypeptide B10
11	AA446028	PON2	paraoxonase 2
12	N58170	NAT8	N-acetyltransferase 8 (camello like)
13	AA490494	TNFRSF21	tumor necrosis factor receptor superfamily, member 21
14	AA857101	HOXB7	homeo box B7
15	AA131299	PRO1489	hypothetical protein PRO1489
16	AA916323	HADHA	hydroxyacyl-Coenzyme A dehydrogenase/3-ketoacyl-Coenzyme A thiolase/enoyl-Coenzyme A hydratase (trifunctional protein), alpha subunit
17	NM_00039	ABCC2	ATP-binding cassette, sub-family C (CFTR/MRP), member 2
18	AI955772	GCG	glucagon
19	R93176	CA1	carbonic anhydrase I
20	N26536	ATP7B	ATPase, Cu++ transporting, beta polypeptide (Wilson disease)
21	AI989728	SERPINB5	serine (or cysteine) proteinase inhibitor, clade B (ovalbumin), member 5
22	W61361	SERPINB8	serine (or cysteine) proteinase inhibitor, clade B (ovalbumin), member 8
23	AI672274	SLC7A9	solute carrier family 7 (cationic amino acid transporter, y+ system), member 9
24	AA983530	VNN1	vanin 1
25	H09076	CYP2J2	cytochrome P450, subfamily IIJ (arachidonic acid epoxygenase) polypeptide 2
26	T52694	PCTAIRE2	tudor repeat associator with PCTAIRE 2
27	H95343	FLJ20234	hypothetical protein FLJ20234
28	H92232	GNA11	guanine nucleotide binding protein (G protein), alpha 11 (Gq class)
29	AA196393		ESTs, Weakly similar to S62773 calmodulin isoform 2 - Arabidopsis thaliana (fragment) [A.thaliana]
30	AI244615	ADH6	alcohol dehydrogenase 6 (class V)
31	AI302412	ESDN	endothelial and smooth muscle cell-derived neuropilin-like protein
32	AA452574	RPS6KA1	ribosomal protein S6 kinase, 90kD, polypeptide 1
33	N53382		Homo sapiens mRNA; cDNA DKFZp434P0235 (from clone DKFZp434P0235)
34	H93332	APOB	apolipoprotein B (including Ag(x) antigen)
35	T67128		Data not found
36	H38650	SLC2A5	solute carrier family 2 (facilitated glucose/fructose transporter), member 5
37	R00833	SLC2A2	solute carrier family 2 (facilitated glucose transporter), member 2
38	AA485226	VDR	vitamin D (1,25- dihydroxyvitamin D3) receptor
39	AA046639	LOC51312	mitochondrial solute carrier
40	AA465396	LOC51312	mitochondrial solute carrier
41	N64840		Homo sapiens prostate-specific membrane antigen PSM mRNA, exon 6 alternative splice variant, partial cds

order	Acc no.	Symbol	Name
42	AA521339	CHN2	chimerin (chimaerin) 2
43	R39148	XRCC4	X-ray repair complementing defective repair in Chinese hamster cells 4
44	N49284	MYB	v-myb myeloblastosis viral oncogene homolog (avian)
45	AA190871	ALPI	alkaline phosphatase, intestinal
46	R09503		Data not found
47	AA160783	FAT	FAT tumor suppressor homolog 1 (Drosophila)
48	AA626356	USP18	ubiquitin specific protease 18
49	AA977417	ALDOB	aldolase B, fructose-bisphosphate
50	H72098	ALDOB	aldolase B, fructose-bisphosphate
51	AA459122	PCCB	propionyl Coenzyme A carboxylase, beta polypeptide
52	AA211508	ZNF36	zinc finger protein 36 (KOX 18)
53	H73241	VIPR1	vasoactive intestinal peptide receptor 1
54	AI623883	MUC3B	mucin 3B
55	AA932983	UGT1A@	UDP glycosyltransferase 1 family, polypeptide A cluster
56	T70999	UGT1A4	UDP glycosyltransferase 1 family, polypeptide A4
57	AI862416	APOBEC1	apolipoprotein B mRNA editing enzyme, catalytic polypeptide 1
58	AA677257	TPMT	thiopurine S-methyltransferase
59	AW073266	SLC26A3	solute carrier family 26, member 3
60	AA463931	ITPK1	inositol 1,3,4-triphosphate 5/6 kinase
61	AA130717	ZNF264	zinc finger protein 264
62	R98936	MME	membrane metallo-endopeptidase (neutral endopeptidase, enkephalinase, CALLA, CD10)
63	AA040387	XPNPEP2	X-prolyl aminopeptidase (aminopeptidase P) 2, membrane-bound
64	AI923531		ESTs, Highly similar to deleted in malignant brain tumors 1 isoform a precursor [Homo sapiens] [H.sapiens]
65	T46924	ABP1	amiloride binding protein 1 (amine oxidase (copper-containing))
66	N74131		Homo sapiens, clone MGC:22588 IMAGE:4696566, mRNA, complete cds
67	AA398458	SULT1A3	sulfotransferase family, cytosolic, 1A, phenol-preferring, member 3
68	AI018607	SULT1A2	sulfotransferase family, cytosolic, 1A, phenol-preferring, member 2
69	AI700237	SCYA15	small inducible cytokine subfamily A (Cys-Cys), member 15
70	AA007395	ADH4	alcohol dehydrogenase 4 (class II), pi polypeptide
71	AA487488	CLDN7	claudin 7
72	AA699679	NR1I2	nuclear receptor subfamily 1, group I, member 2
73	AA884167	ANXA13	annexin A13
74	AA702640	DDC	dopa decarboxylase (aromatic L-amino acid decarboxylase)
75	AI817883	MYO1A	myosin IA
76	AA846573	PLCB3	phospholipase C, beta 3 (phosphatidylinositol-specific)
77	N73958	SCYA25	small inducible cytokine subfamily A (Cys-Cys), member 25
78	AW009320	CDX1	caudal type homeo box transcription factor 1
79	AA453512	DGAT1	diacylglycerol O-acyltransferase homolog 1 (mouse)
80	AA778392	BENE	BENE protein
81	AI433336	VIL1	villin 1
82	AA876039	VIL1	villin 1

order	Acc no.	Symbol	Name
83	AI078794	SLC5A1	solute carrier family 5 (sodium/glucose cotransporter), member 1
84	W84773	ABCG2	ATP-binding cassette, sub-family G (WHITE), member 2
85	AF098951	ABCG2	ATP-binding cassette, sub-family G (WHITE), member 2
86	W70234	DPP4	dipeptidylpeptidase IV (CD26, adenosine deaminase complexing protein 2)
87	AA421278	MTP	microsomal triglyceride transfer protein (large polypeptide, 88kD)
88	T61078	CPS1	carbamoyl-phosphate synthetase 1, mitochondrial
89	AI433892	CLDN15	claudin 15
90	AI364951	CYP4F2	cytochrome P450, subfamily IVF, polypeptide 2
91	AA677326	OTC	ornithine carbamoyltransferase
92	AW009764	CLCA1	chloride channel, calcium activated, family member 1
93	H16504	SLC27A4	solute carrier family 27 (fatty acid transporter), member 4
94	AA465495	FACL5	fatty-acid-Coenzyme A ligase, long-chain 5
95	AA402915	ACY1	aminoacylase 1
96	AA088861 | AI732453		Data not found
97	AI928752	YF13H12	protein expressed in thyroid
98	T73440		Data not found
99	AA490462	AEBP1	AE binding protein 1
100	H78244		ESTs, Highly similar to T4S4_HUMAN Transmembrane 4 superfamily, member 4 (Intestine and liver tetraspan membrane protein) (IL-TMP) [H.sapiens]
101	AA873355	ATP1A1	ATPase, Na+/K+ transporting, alpha 1 polypeptide
102	AA446819	OAT	ornithine aminotransferase (gyrate atrophy)
103	AA446820	OAT	ornithine aminotransferase (gyrate atrophy)
104	AI669875	FAM8A1	family with sequence similarity 8, member A1
105	AI651194	KIAA0708	KIAA0708 protein
106	AI669320	GW112	differentially expressed in hematopoietic lineages
107	AI651536	PCDHA12	protocadherin alpha 12
108	H16833	SRD5A1	steroid-5-alpha-reductase, alpha polypeptide 1 (3-oxo-5 alpha-steroid delta 4-dehydrogenase alpha 1)
109	AA454113	MEP1A	meprin A, alpha (PABA peptide hydrolase)
110	AI015536	MRPL12	mitochondrial ribosomal protein L12
111	AI017019	ITGB4BP	integrin beta 4 binding protein
112	AI015566	GALK1	galactokinase 1
113	AA430665	CLDN4	claudin 4
114	AA444051	S100A10	S100 calcium binding protein A10 (annexin II ligand, calpactin I, light polypeptide (p11))
115	AA497029	LDHA	lactate dehydrogenase A
116	U78557	CRA	cisplatin resistance associated
117	W72697	CRA	cisplatin resistance associated
118	AA598830	NBL1	neuroblastoma, suppression of tumorigenicity 1
119	AA478647	ICAM3	intercellular adhesion molecule 3
120	R55789	APBA2	amyloid beta (A4) precursor protein-binding, family A, member 2 (X11-like)
121	H99751	BG1	lipidosin
122	AA464139	BG1	lipidosin
123	AA405731	PCK1	phosphoenolpyruvate carboxykinase 1 (soluble)

order	Acc no.	Symbol	Name
124	AA121668	MTCH2	mitochondrial carrier homolog 2
125	AI990099		ESTs, Highly similar to DVHUCF cystic fibrosis transmembrane conductance regulator - human [H.sapiens]
126	N79745	LOC51170	retinal short-chain dehydrogenase/reductase retSDR2
127	W86874	SLC17A4	solute carrier family 17 (sodium phosphate), member 4
128	AI460128	NAT2	N-acetyltransferase 2 (arylamine N-acetyltransferase)
129	AW051620	PDZK1	PDZ domain containing 1
130	H20543	DKFZP586	DKFZP586B1621 protein
131	N32542	TRIM14	tripartite motif-containing 14
132	H14348	GDA	guanine deaminase
133	N74236	MPP1	membrane protein, palmitoylated 1 (55kD)
134	H28710	EDNRB	endothelin receptor type B
135	R39463	ALDOC	aldolase C, fructose-bisphosphate
136	AI344199	SLC22A1L	solute carrier family 22 (organic cation transporter), member 1-like antisense
137	NM_00466	MGAM	maltase-glucoamylase (alpha-glucosidase)
138	AA894763 | AI733054		Data not found
139	T67004	EDN3	endothelin 3
140	N59115	NR5A2	nuclear receptor subfamily 5, group A, member 2
141	W95082	HSD11B2	hydroxysteroid (11-beta) dehydrogenase 2
142	AA478953	KIAA0712	KIAA0712 gene product
143	N53169	APOC3	apolipoprotein C-III
144	AA863424	DPEP1	dipeptidase 1 (renal)
145	N27179	BST1	bone marrow stromal cell antigen 1
146	W72792	EPHB2	EphB2
147	T55870	SLC20A2	solute carrier family 20 (phosphate transporter), member 2
148	AA430654	ATP6V0A1	ATPase, H+ transporting, lysosomal V0 subunit a isoform 1
149	H98215	PRO1489	hypothetical protein PRO1489
150	N90246	EPHA1	EphA1
151	AI401776	CYP4F8	cytochrome P450, subfamily IVF, polypeptide 8
152	N79761	KIP2	DNA-dependent protein kinase catalytic subunit-interacting protein 2
153	AA099357	ABCA6	ATP-binding cassette, sub-family A (ABC1), member 6
154	AA430668 | AI732703		Data not found
155	AA448400	PLEC1	plectin 1, intermediate filament binding protein, 500kD
156	AA430573	PXN	paxillin
157	AA430574	PXN	paxillin
158	T69926	MYH9	myosin, heavy polypeptide 9, non-muscle
159	N99003	ABR	active BCR-related gene

order	Acc no.	Symbol	Name
1	N57743	RAI	RelA-associated inhibitor
2	AA598508		Data not found
3	AA418524	PLD2	phospholipase D2
4	AA447978	ALDH1A2	aldehyde dehydrogenase 1 family, member A2
5	N47717	FABP5	fatty acid binding protein 5 (psoriasis-associated)
6	H38839	IMPG1	interphotoreceptor matrix proteoglycan 1
7	AA029418	EVPL	envoplakin
8	AA029419	EVPL	envoplakin
9	AA055486	TRIM29	tripartite motif-containing 29
10	AA490466	GJB2	gap junction protein, beta 2, 26kD (connexin 26)
11	AA490688	GJB2	gap junction protein, beta 2, 26kD (connexin 26)
12	H58873	SLC2A1	solute carrier family 2 (facilitated glucose transporter), member 1
13	AA459401	KLK10	kallikrein 10
14	AA086471	S100A8	S100 calcium binding protein A8 (calgranulin A)
15	AA864554	S100A9	S100 calcium binding protein A9 (calgranulin B)
16	AI703487	PPL	periplakin
17	AI634135	ASE-1	CD3-epsilon-associated protein; antisense to ERCC-1
18	W72207	CSTA	cystatin A (stefin A)
19	W60057	KRT13	keratin 13
20	N90882	TGM3	transglutaminase 3 (E polypeptide, protein-glutamine-gamma-glutamyltransferase)
21	H83924	FLJ20666	hypothetical protein FLJ20666
22	AA156674		ESTs
23	AA399674	SPRR2C	small proline-rich protein 2C
24	AA458884	S100A2	S100 calcium binding protein A2
25	AA011057	LGALS7	lectin, galactoside-binding, soluble, 7 (galectin 7)
26	AA447741	ARG1	arginase, liver
27	H63077	ANXA1	annexin A1
28	AA431967	TXN	thioredoxin
29	H22919	CSTB	cystatin B (stefin B)
30	N79484	ECM1	extracellular matrix protein 1
31	AA496438	RARG	retinoic acid receptor, gamma
32	H25229	DKFZP434D1335	DKFZP434D1335 protein
33	H03346	P11	protease, serine, 22
34	AA419620	FGFR3	fibroblast growth factor receptor 3 (achondroplasia, thanatophoric dwarfism)
35	AA417654	FGFR3	fibroblast growth factor receptor 3 (achondroplasia, thanatophoric dwarfism)
36	H44785	BPAG1	bullous pemphigoid antigen 1 (230/240kD)
37	N50654	HPS3	Hermansky-Pudlak syndrome 3

order	Acc no.	Symbol	Name
1	R21535		Homo sapiens cDNA FLJ11724 fis, clone HEMBA1005331
2	T72877	IL1RN	interleukin 1 receptor antagonist
3	AA291715	LIG1	ligase I, DNA, ATP-dependent
4	AA054754	IL15RA	interleukin 15 receptor, alpha
5	AA479882	KRT10	keratin 10 (epidermolytic hyperkeratosis; keratosis palmaris et plantaris)
6	AA160507	KRT5	keratin 5 (epidermolysis bullosa simplex, Dowling-Meara/Kobner/Weber-Cockayne types)
7	AA293306	IL4R	interleukin 4 receptor
8	AA057204	IL2RB	interleukin 2 receptor, beta
9	H64850		Human clone 23612 mRNA sequence
10	AA459263	BCL2A1	BCL2-related protein A1
11	H25917	ARPC2	actin related protein 2/3 complex, subunit 2 (34 kD)
12	AA453293	PDE4B	phosphodiesterase 4B, cAMP-specific (phosphodiesterase E4 dunce homolog, Drosophila)
13	AA759046	DUSP2	dual specificity phosphatase 2
14	W65461	DUSP5	dual specificity phosphatase 5
15	AA017544	RGS1	regulator of G-protein signalling 1
16	AA476272	TNFAIP3	tumor necrosis factor, alpha-induced protein 3
17	AA256172	FGR	Gardner-Rasheed feline sarcoma viral (v-fgr) oncogene homolog
18	AA111969	CD83	CD83 antigen (activated B lymphocytes, immunoglobulin superfamily)
19	AI298610		Homo sapiens, Similar to sialyltransferase 8D (alpha-2, 8-polysialytransferase), clone MGC:34450 IMAGE:5203343, mRNA, complete cd
20	AA431571	MGC4677	hypothetical protein MGC4677
21	AI865190	ITGB7	integrin, beta 7
22	AA283020	PNOC	prepronociceptin
23	AA777410	IL18BP	interleukin 18 binding protein
24	AA166695	TNFSF13B	tumor necrosis factor (ligand) superfamily, member 13b
25	AA630800	IFI30	interferon, gamma-inducible protein 30
26	AA150416	TNFRSF1B	tumor necrosis factor receptor superfamily, member 1B
27	R77293		Data not found
28	AA457114	TNFAIP2	tumor necrosis factor, alpha-induced protein 2
29	NM_000201	ICAM1	intercellular adhesion molecule 1 (CD54), human rhinovirus receptor
30	AA256597	NFKB2	nuclear factor of kappa light polypeptide gene enhancer in B-cells 2 (p49/p100)
31	AA443584	CD8A	CD8 antigen, alpha polypeptide (p32)
32	N56875	CST7	cystatin F (leukocystatin)
33	T57859	NKG7	natural killer cell group 7 sequence
34	AA909959	NESH	NESH protein
35	AA418045	RFX5	regulatory factor X, 5 (influences HLA class II expression)
36	R42815	FLJ12442	hypothetical protein FLJ12442
37	AA034115		Data not found
38	R68106	FCGR2B	Fc fragment of IgG, low affinity IIb, receptor for (CD32)
39	T71879	C2	complement component 2
40	AA406028	CD5	CD5 antigen (p56-62)
41	H29295	BTN2A2	butyrophilin, subfamily 2, member A2
42	AA425749	CRTL1	cartilage linking protein 1
43	AA504624	INPP5D	inositol polyphosphate-5-phosphatase, 145kD
44	H79341		Data not found

order	Acc no.	Symbol	Name
45	AA680186	SCYA19	small inducible cytokine subfamily A (Cys-Cys), member 19
46	H16591	VCAM1	vascular cell adhesion molecule 1
47	AW055084	MD-2	MD-2 protein
48	H51574	ALOX5	arachidonate 5-lipoxygenase
49	AA962159	DYRK1B	dual-specificity tyrosine-(Y)-phosphorylation regulated kinase 1B
50	AI095381	KCNA3	potassium voltage-gated channel, shaker-related subfamily, member 3
51	AI056539	LY9	lymphocyte antigen 9
52	AA281930	CBFA2T3	core-binding factor, runt domain, alpha subunit 2; translocated to, 3
53	AA465389	NCF4	neutrophil cytosolic factor 4 (40kD)
54	AI363200	PENK	proenkephalin
55	T49652	ALOX5AP	arachidonate 5-lipoxygenase-activating protein
56	T68892	SFRP1	secreted frizzled-related protein 1
57	AA083478	TRIM22	tripartite motif-containing 22
58	AA083407	TRIM22	tripartite motif-containing 22
59	AI672677	CCR7	chemokine (C-C motif) receptor 7
60	AA280931	ZNFN1A1	zinc finger protein, subfamily 1A, 1 (Ikaros)
61	R05416		Data not found
62	AA427491	TRA@	T cell receptor alpha locus
63	AA699808	DAP10	DNAX-activation protein 10
64	N23996	SWAP70	SWAP-70 protein
65	AA707503	DKFZP434I092	DKFZP434I092 protein
66	AI924523	NAP1	pronapsin A
67	R06581		Homo sapiens mRNA; cDNA DKFZp566H0124 (from clone DKFZp566H0124)
68	N93440	ICB-1	basement membrane-induced gene
69	AA278759	PRG1	proteoglycan 1, secretory granule
70	AA464970	PLCB2	phospholipase C, beta 2
71	AA406311	EVI2A	ecotropic viral integration site 2A
72	AA159620	EVI2B	ecotropic viral integration site 2B
73	AA279188	ADAM8	a disintegrin and metalloproteinase domain 8
74	AA485141	SLA	Src-like-adaptor
75	W49781	LPXN	leupaxin
76	AA678022		ESTs, Highly similar to A41734 beta-galactoside alpha-2,6-sialyltransferase (EC 2.4.99.1) - human [H.sapiens]
77	AA598652	SIAT1	sialyltransferase 1 (beta-galactoside alpha-2,6-sialytransferase)
78	R48796	ITGAL	integrin, alpha L (antigen CD11A (p180), lymphocyte function-associated antigen 1; alpha polypeptide)
79	AA933862	CD3E	CD3E antigen, epsilon polypeptide (TiT3 complex)
80	AA055946	CD3D	CD3D antigen, delta polypeptide (TiT3 complex)
81	AF095742	KLK8	kallikrein 8 (neuropsin/ovasin)
82	AA491302	ICA1	islet cell autoantigen 1 (69kD)
83	N51614	FMNL	formin-like
84	AA991507	SELPLG	selectin P ligand
85	AA406585	LAPTM5	Lysosomal-associated multispanning membrane protein-5
86	AA463492	CYBB	cytochrome b-245, beta polypeptide (chronic granulomatous disease)
87	AA451863	CD4	CD4 antigen (p55)
88	AA043790		Homo sapiens mRNA for FLJ00239 protein

order	Acc no.	Symbol	Name
89	AA476285	CD4	CD4 antigen (p55)
90	H05820	MRPL3	mitochondrial ribosomal protein L3
91	AA490846		Data not found
92	T64192		Data not found
93	R38343	PTPRG	protein tyrosine phosphatase, receptor type, G
94	AA417600	RAB18	RAB18, member RAS oncogene family
95	N91921	TRB@	T cell receptor beta locus
96	AA938345		Homo sapiens mRNA; cDNA DKFZp564N1116 (from clone DKFZp564N1116)
97	H74265	PTPRC	protein tyrosine phosphatase, receptor type, C
98	AA424575	HCLS1	hematopoietic cell-specific Lyn substrate 1
99	AA487426	ARHGDIB	Rho GDP dissociation inhibitor (GDI) beta
100	AA132090	CD53	CD53 antigen
101	AA521232	HSPC022	HSPC022 protein
102	AA410896	C6orf9	chromosome 6 open reading frame 9
103	AA437226	IL10RA	interleukin 10 receptor, alpha
104	AI311932	GMFG	glia maturation factor, gamma
105	AA668726	HEM1	hematopoietic protein 1
106	AA458472	HLA-DQB1	major histocompatibility complex, class II, DQ beta 1
107	AA193116	GPD1	glycerol-3-phosphate dehydrogenase 1 (soluble)
108	AI004331 | AI733503		Data not found
109	AA442984	HLA-DQB1	major histocompatibility complex, class II, DQ beta 1
110	AA669055	HLA-DQB1	major histocompatibility complex, class II, DQ beta 1
111	AA664195	HLA-DRB1	major histocompatibility complex, class II, DR beta 1
112	N93582		ESTs
113	AA485739	HLA-DRB3	major histocompatibility complex, class II, DR beta 3
114	AI923787	HLA-DRB4	major histocompatibility complex, class II, DR beta 4
115	AA634028	HLA-DPA1	major histocompatibility complex, class II, DP alpha 1
116	AA486532	HLA-DPB1	major histocompatibility complex, class II, DP beta 1
117	R47979	HLA-DRA	major histocompatibility complex, class II, DR alpha
118	H63096	HLA-DMB	major histocompatibility complex, class II, DM beta
119	H42728	HLA-DMA	major histocompatibility complex, class II, DM alpha
120	H42679	HLA-DMA	major histocompatibility complex, class II, DM alpha
121	T63324	HLA-DQA1	major histocompatibility complex, class II, DQ alpha 1
122	W73144	CALR	calreticulin
123	H61243	UCP2	uncoupling protein 2 (mitochondrial, proton carrier)
124	AA490267		Data not found
125	N57766	BTK	Bruton agammaglobulinemia tyrosine kinase
126	AA281784	PIK3CD	phosphoinositide-3-kinase, catalytic, delta polypeptide
127	AI351740	LTB	lymphotoxin beta (TNF superfamily, member 3)
128	N91385	MS4A2	membrane-spanning 4-domains, subfamily A, member 2 (Fc fragment of IgE, high affinity I, receptor for; beta polypeptide)
129	AW073615	PTPN6	protein tyrosine phosphatase, non-receptor type 6
130	R72079	CD79B	CD79B antigen (immunoglobulin-associated beta)
131	H66484	SP140	SP140 nuclear body protein
132	AA454732	IL16	interleukin 16 (lymphocyte chemoattractant factor)

order	Acc no.	Symbol	Name
133	H61193	WAS	Wiskott-Aldrich syndrome (eczema-thrombocytopenia)
134	AI189483	BIN2	bridging integrator 2
135	AA459654	WASPIP	Wiskott-Aldrich syndrome protein interacting protein
136	T83159	LSP1	lymphocyte-specific protein 1
137	N64862	FYB	FYN binding protein (FYB-120/130)
138	AA490996	IFI16	interferon, gamma-inducible protein 16
139	AA865147	IGHG3	immunoglobulin heavy constant gamma 3 (G3m marker)
140	T71359		Homo sapiens mRNA; cDNA DKFZp434P086 (from clone DKFZp434P086); partial cds
141	H57180	PLCG2	phospholipase C, gamma 2 (phosphatidylinositol-specific)
142	AA292283	KIAA0662	KIAA0662 gene product
143	T50313		Data not found
144	AA469965	LCK	lymphocyte-specific protein tyrosine kinase
145	AA037376	EBI2	Epstein-Barr virus induced gene 2 (lymphocyte-specific G protein-coupled receptor)
146	AA456630	P114-RHO-GEF	Rho-specific guanine nucleotide exchange factor p114
147	AA047478	CORO1A	coronin, actin binding protein, 1A
148	AI720863	MD-1	MD-1, RP105-associated
149	H22922	MFNG	manic fringe homolog (Drosophila)
150	H14513	KIAA0449	KIAA0449 protein
151	AA621329	FLJ10140	hypothetical protein FLJ10140
152	AA446251	LAMB1	laminin, beta 1
153	AI360772	MYO1F	myosin IF
154	AA452916	LOX	lysyl oxidase
155	AA458507	CSF3R	colony stimulating factor 3 receptor (granulocyte)
156	N63398	LILRA2	leukocyte immunoglobulin-like receptor, subfamily A (with TM domain), member 2
157	H79353	FCER1G	Fc fragment of IgE, high affinity I, receptor for; gamma polypeptide
158	N70057	LY117	lymphocyte antigen 117
159	AA454646	LTBR	lymphotoxin beta receptor (TNFR superfamily, member 3)
160	H20822	FCGR3A	Fc fragment of IgG, low affinity IIIa, receptor for (CD16)
161	AA401693	CD163	CD163 antigen
162	AA076350	LILRB4	leukocyte immunoglobulin-like receptor, subfamily B (with TM and ITIM domains), member 4
163	AA026269	SPI1	spleen focus forming virus (SFFV) proviral integration oncogene spi1
164	AA634109	FCGR2A	Fc fragment of IgG, low affinity IIa, receptor for (CD32)
165	AA036881	CCR1	chemokine (C-C motif) receptor 1
166	W69954	AIF1	allograft inflammatory factor 1
167	H12338	TYROBP	TYRO protein tyrosine kinase binding protein
168	T71284	C1QB	complement component 1, q subcomponent, beta polypeptide
169	AA149097	HCK	hemopoietic cell kinase
170	AA149096	HCK	hemopoietic cell kinase
171	AA464711	C3AR1	complement component 3a receptor 1
172	R76437	TBXAS1	thromboxane A synthase 1 (platelet, cytochrome P450, subfamily V)
173	AA701545	RNASE6	ribonuclease, RNase A family, k6
174	T50121	MAFB	v-maf musculoaponeurotic fibrosarcoma oncogene homolog B (avian)
175	N64384	ITGAM	integrin, alpha M (complement component receptor 3, alpha; also known as CD11b (p170), macrophage antigen alpha polypeptide)
176	AA040856	SH3KBP1	SH3-domain kinase binding protein 1

order	Acc no.	Symbol	Name
177	N71394	LNK	lymphocyte adaptor protein
178	AA664004	CLN2	ceroid-lipofuscinosis, neuronal 2, late infantile (Jansky-Bielschowsky disease)
179	R28280		Homo sapiens mRNA; cDNA DKFZp564D016 (from clone DKFZp564D016)
180	AA902459	KIAA0907	KIAA0907 protein
181	AA150687	GGTLA1	gamma-glutamyltransferase-like activity 1
182	AA453471	GM2A	GM2 ganglioside activator protein
183	AA663981	IGHG3	immunoglobulin heavy constant gamma 3 (G3m marker)
184	N92646		Data not found
185	T58775	SCYA16	small inducible cytokine subfamily A (Cys-Cys), member 16
186	AA927710	CD2	CD2 antigen (p50), sheep red blood cell receptor
187	AA173423	BM-009	hypothetical protein BM-009
188	H87471	KYNU	kynureninase (L-kynurenine hydrolase)
189	N33920	UBD	ubiquitin D
190	R60807		Homo sapiens, Similar to hypothetical protein FLJ21394, clone MGC:23917 IMAGE:4770900, mRNA, complete cds
191	AA025807	WSB1	SOCS box-containing WD protein SWiP-1
192	AA131406	MIG	monokine induced by gamma interferon
193	AA478279	INDO	indoleamine-pyrrole 2,3 dioxygenase
194	R69307	LAP3	leucine aminopeptidase 3
195	AA664040	AP1M1	adaptor-related protein complex 1, mu 1 subunit
196	AA488075	STAT1	signal transducer and activator of transcription 1, 91kD
197	AA292074	UBE2L6	ubiquitin-conjugating enzyme E2L 6
198	AA283007	GZMA	granzyme A (granzyme 1, cytotoxic T-lymphocyte-associated serine esterase 3)
199	AI468263		ESTs, Highly similar to 1005250A calcitonin gene related peptide [Homo sapiens] [H.sapiens]
200	AI565209	HLA-G	HLA-G histocompatibility antigen, class I, G
201	T50661		ESTs, Moderately similar to A26null allele [Homo sapiens] [H.sapiens]
202	AI479347	MAGEB2	melanoma antigen, family B, 2
203	AA670408	B2M	beta-2-microglobulin
204	AA644657	HLA-A	major histocompatibility complex, class I, A
205	AA988615	HLA-F	major histocompatibility complex, class I, F
206	AI476439	NMBR	neuromedin B receptor
207	AW082023	HLA-B	major histocompatibility complex, class I, B
208	AA464246	HLA-C	major histocompatibility complex, class I, C
209	AA236164	CTSS	cathepsin S
210	N66053	BTN3A1	butyrophilin, subfamily 3, member A1
211	AA478585	BTN3A3	butyrophilin, subfamily 3, member A3
212	T94293		ESTs, Highly similar to PA2X_HUMAN CALCIUM-DEPENDENT GROUP X PHOSPHOLIPASE A2 PRECURSOR (PHOSPHATIDYLCHO
213	AA404602	ASTN2	astrotactin 2
214	T47815		Data not found
215	AA862434	PSMB9	proteasome (prosome, macropain) subunit, beta type, 9 (large multifunctional protease 2)
216	H94892	RALA	v-ral simian leukemia viral oncogene homolog A (ras related)
217	T54166	PSMB10	proteasome (prosome, macropain) subunit, beta type, 10
218	W47350	RARRES3	retinoic acid receptor responder (tazarotene induced) 3
219	R94661	TKT	transketolase (Wernicke-Korsakoff syndrome)
220	T69304	TAPBP	TAP binding protein (tapasin)

order	Acc no.	Symbol	Name
221	H68107	BTN2A1	butyrophilin, subfamily 2, member A1
222	H65395	PSME2	proteasome (prosome, macropain) activator subunit 2 (PA28 beta)
223	AA279601	NMI	N-myc (and STAT) interactor
224	AA279762	NMI	N-myc (and STAT) interactor
225	AI361583	KCNF1	potassium voltage-gated channel, subfamily F, member 1
226	AI359884	TCIRG1	T-cell, immune regulator 1, ATPase, H+ transporting, lysosomal V0 protein a isoform 3
227	AA002126	BIRC3	baculoviral IAP repeat-containing 3
228	AA701652	GNLY	granulysin
229	AA017383	p100	EBNA-2 co-activator (100kD)
230	AA436152	SEMA5A	sema domain, seven thrombospondin repeats (type 1 and type 1-like), transmembrane domain (TM) and short cytoplasmic domain, (sem
231	AA446316		ESTs
232	AA425806	DEAF1	deformed epidermal autoregulatory factor 1 (Drosophila)
233	W37864	PTEN	phosphatase and tensin homolog (mutated in multiple advanced cancers 1)
234	AA935273	GRO3	GRO3 oncogene
235	AA401441	BF	B-factor, properdin
236	AA400973	LCN2	lipocalin 2 (oncogene 24p3)
237	AA677706	LTF	lactotransferrin
238	AI285199	SCYA20	small inducible cytokine subfamily A (Cys-Cys), member 20
239	AA151002	DD96	epithelial protein up-regulated in carcinoma, membrane associated protein 17
240	T51539	MSTP9	macrophage stimulating, pseudogene 9
241	N23454	UBE1L	ubiquitin-activating enzyme E1-like
242	AI026814	PDK1	pyruvate dehydrogenase kinase, isoenzyme 1
243	W68396	FLJ20224	hypothetical protein FLJ20224
244	AA630346	KIAA0212	KIAA0212 gene product
245	NM_002460	IRF4	interferon regulatory factor 4
246	R00276	CD38	CD38 antigen (p45)
247	H80712	CASP10	caspase 10, apoptosis-related cysteine protease
248	AI268937	SCYA8	small inducible cytokine subfamily A (Cys-Cys), member 8 (monocyte chemotactic protein 2)
249	AA150043	NCUBE1	non-canonical ubquitin conjugating enzyme 1
250	AA987627	TNFRSF17	tumor necrosis factor receptor superfamily, member 17
251	AA504141	NCUBE1	non-canonical ubquitin conjugating enzyme 1
252	AA505045		Homo sapiens, clone MGC:3963 IMAGE:3621362, mRNA, complete cds
253	AA866113	APBB2	amyloid beta (A4) precursor protein-binding, family B, member 2 (Fe65-like)
254	AA863383	PIM2	pim-2 oncogene
255	W73790	IGLL1	immunoglobulin lambda-like polypeptide 1
256	T70057	IGJ	immunoglobulin J polypeptide, linker protein for immunoglobulin alpha and mu polypeptides
257	AI654630	IGHM	immunoglobulin heavy constant mu
258	AI799757		Data not found
259	AI299994	IGKC	immunoglobulin kappa constant
260	AA488070	IGKC	immunoglobulin kappa constant
261	AI147237	IGHG3	immunoglobulin heavy constant gamma 3 (G3m marker)
262	AA458993	PRKCZ	protein kinase C, zeta
263	AA279147	CSF2RB	colony stimulating factor 2 receptor, beta, low-affinity (granulocyte-macrophage)
264	H65343	KIAA0125	KIAA0125 gene product

order	Acc no.	Symbol	Name
265	T86934	CD79A	CD79A antigen (immunoglobulin-associated alpha)
266	N50444	SEMA4D	sema domain, immunoglobulin domain (Ig), transmembrane domain (TM) and short cytoplasmic domain, (semaphorin) 4D
267	R45026	TNFRSF7	tumor necrosis factor receptor superfamily, member 7
268	AA054546	CYBA	cytochrome b-245, alpha polypeptide
269	AA478043	IRF1	interferon regulatory factor 1
270	AA424833	BMP6	bone morphogenetic protein 6
271	AI718588	CR1	complement component (3b/4b) receptor 1, including Knops blood group system
272	AA479745		Homo sapiens SNC73 protein (SNC73) mRNA, complete cds
273	T67053	IGL@	immunoglobulin lambda locus
274	H22821	KLF8	Kruppel-like factor 8
275	AA459123	DAPP1	dual adaptor of phosphotyrosine and 3-phosphoinositides
276	AA479188	ICAM3	intercellular adhesion molecule 3
277	AA291284	GPRK6	G protein-coupled receptor kinase 6
278	AA099534	PC4	activated RNA polymerase II transcription cofactor 4
279	AA682637	CHST2	carbohydrate (N-acetylglucosamine-6-O) sulfotransferase 2
280	AA458996		Homo sapiens SLAM mRNA, complete cds
281	AA190825	GG2-1	TNF-induced protein
282	AA598572	SYK	spleen tyrosine kinase
283	AA676453	CD37	CD37 antigen
284	N54821	IL2RG	interleukin 2 receptor, gamma (severe combined immunodeficiency)
285	R71691	TRAF1	TNF receptor-associated factor 1
286	AI336940	CD6	CD6 antigen
287	AA504832	SP110	SP110 nuclear body protein
288	H98636	TNFRSF5	tumor necrosis factor receptor superfamily, member 5
289	AA102526	IL8	interleukin 8
290	AA485865	IL7R	interleukin 7 receptor
291	AA429034	MGC17330	hypothetical protein MGC17330
292	AA150443	IAN4L1	immune associated nucleotide 4 like 1 (mouse)
293	N57553	ADORA2A	adenosine A2a receptor
294	W70114	KIAA0495	KIAA0495
295	AA394197	RASGRP1	RAS guanyl releasing protein 1 (calcium and DAG-regulated)
296	AI924973	KLRB1	killer cell lectin-like receptor subfamily B, member 1
297	AI363445	RGS19	regulator of G-protein signalling 19
298	AA488676	BASP1	brain abundant, membrane attached signal protein 1
299	AI356451	CD19	CD19 antigen
300	H70047	RGS13	regulator of G-protein signalling 13
301	R97095	TCL1A	T-cell leukemia/lymphoma 1A
302	AA457051	LRMP	lymphoid-restricted membrane protein
303	N46419	SYNGR3	synaptogyrin 3
304	N71628	SPIB	Spi-B transcription factor (Spi-1/PU.1 related)
305	AA458912	AIM2	absent in melanoma 2
306	AA044267	P2RX5	purinergic receptor P2X, ligand-gated ion channel, 5
307	AI248627	BLR1	Burkitt lymphoma receptor 1, GTP binding protein
308	AA236617	ARHGEF6	Rac/Cdc42 guanine nucleotide exchange factor (GEF) 6

order	Acc no.	Symbol	Name
309	AA465338	KIAA0922	KIAA0922 protein
310	N30868	ITGA4	integrin, alpha 4 (antigen CD49D, alpha 4 subunit of VLA-4 receptor)
311	AA709036	RGS10	regulator of G-protein signalling 10
312	AA134814	TANK	TRAF family member-associated NFKB activator
313	T77847	DKFZP586F1318	hypothetical protein DKFZP586F1318
314	AA703019	LOC51762	RAB-8b protein
315	AA644563	SCGN	secretagogin, EF-hand calcium binding protein
316	R00479		Homo sapiens cDNA: FLJ21449 fis, clone COL04483, highly similar to AF010235 Homo sapiens mRNA from chromosome 5q31-33 regio
317	AA431426		Data not found
318	AA431428	INHBB	inhibin, beta B (activin AB beta polypeptide)
319	AA520979	TM7SF1	transmembrane 7 superfamily member 1 (upregulated in kidney)
320	AA630104	LIPA	lipase A, lysosomal acid, cholesterol esterase (Wolman disease)
321	H13211	ENTPD1	ectonucleoside triphosphate diphosphohydrolase 1
322	AA251800	HRB2	HIV-1 rev binding protein 2
323	AI471079	GPR34	G protein-coupled receptor 34
324	AA032221	STEAP	six transmembrane epithelial antigen of the prostate
325	AF186249	STEAP	six transmembrane epithelial antigen of the prostate
326	AA457115	KIAA1522	KIAA1522 protein
327	AI339155	TLR1	toll-like receptor 1
328	AA495985	SCYA18	small inducible cytokine subfamily A (Cys-Cys), member 18, pulmonary and activation-regulated
329	AA279531	ITGB2	integrin, beta 2 (antigen CD18 (p95), lymphocyte function-associated antigen 1; macrophage antigen 1 (mac-1) beta subunit)
330	H84077	CMRF-35H	leukocyte membrane antigen

order	Acc no.	Symbol	Name
1	AI318298	SCO2	SCO cytochrome oxidase deficient homolog 2 (yeast)
2	AA453258	FCGR1A	Fc fragment of IgG, high affinity Ia, receptor for (CD64)
3	W68403		ESTs, Highly similar to IJHULM leukocyte adhesion protein beta chain (CD18) precursor - human [H.sapiens]
4	AA878880	SCYB10	small inducible cytokine subfamily B (Cys-X-Cys), member 10
5	AI200114	GZMB	granzyme B (granzyme 2, cytotoxic T-lymphocyte-associated serine esterase 1)
6	AA521036	VAMP5	vesicle-associated membrane protein 5 (myobrevin)
7	T55558	CSF1	colony stimulating factor 1 (macrophage)
8	AA456589	FLJ11286	hypothetical protein FLJ11286
9	AA620757	PRSS21	protease, serine, 21 (testisin)
10	AA827287	IFI35	interferon-induced protein 35
11	AA927490	STAT2	signal transducer and activator of transcription 2, 113kD
12	N63988		ESTs
13	AA419251	IFITM1	interferon induced transmembrane protein 1 (9-27)
14	H65107	CD84	CD84 antigen (leukocyte antigen)
15	AA464417	IFITM3	interferon induced transmembrane protein 3 (1-8U)
16	AA058323	IFITM1	interferon induced transmembrane protein 1 (9-27)
17	AA862371	IFITM2	interferon induced transmembrane protein 2 (1-8D)
18	AA485371	BST2	bone marrow stromal cell antigen 2
19	AA781508		ESTs, Weakly similar to T12486 hypothetical protein DKFZp566H033.1 - human [H.sapiens]
20	AA600189	ADAR	adenosine deaminase, RNA-specific
21	AA448478	G1P3	interferon, alpha-inducible protein (clone IFI-6-16)
22	AA432030	G1P3	interferon, alpha-inducible protein (clone IFI-6-16)
23	AA410188	C1orf29	chromosome 1 open reading frame 29
24	AA489640	IFIT1	interferon-induced protein with tetratricopeptide repeats 1
25	AA406020	ISG15	interferon-stimulated protein, 15 kDa
26	AA291389	ISGF3G	interferon-stimulated transcription factor 3, gamma (48kD)
27	AA482290	MPI	mannose phosphate isomerase
28	AA457042	MX1	myxovirus (influenza virus) resistance 1, interferon-inducible protein p78 (mouse)
29	AA447481	SP100	nuclear antigen Sp100
30	AI357590	OAS3	2'-5'-oligoadenylate synthetase 3 (100 kD)
31	AI984244	OAS2	2'-5'-oligoadenylate synthetase 2 (69-71 kD)
32	N21170	FLN29	FLN29 gene product
33	AA699876	PIK3C2B	phosphoinositide-3-kinase, class 2, beta polypeptide
34	T95113	cig5	vipirin
35	R76099	TLR3	toll-like receptor 3
36	H54629	TNFSF10	tumor necrosis factor (ligand) superfamily, member 10
37	AA485353	LGALS3BP	lectin, galactoside-binding, soluble, 3 binding protein
38	AA040879	TOR1B	torsin family 1, member B (torsin B)
39	AA609982	NCYM	DNA-binding transcriptional activator
40	N25945	PLSCR1	phospholipid scramblase 1
41	AA286908	MX2	myxovirus (influenza virus) resistance 2 (mouse)
42	H16389	MRC1	mannose receptor, C type 1

order	Acc no.	Symbol	Name
1	AA664389	TSC22	transforming growth factor beta-stimulated protein TSC-22
2	N73634	NXP-2	nuclear matrix protein NXP-2
3	H17513	HSPA1L	heat shock 70kD protein 1-like
4	AI963715	HSPA1B	heat shock 70kD protein 1B
5	PM0033		Data not found
6	AA435948	DNAJB1	DnaJ (Hsp40) homolog, subfmaily B, member 1
7	AA040866	BAG3	BCL2-associated athanogene 3
8	AA485151	HSP105B	heat shock 105kD
9	AA486417		ESTs, Highly similar to ATND_HUMAN Sodium/potassium-transporting ATPase beta-3 chain (Sodium/potassium-dependent AT
10	AA425767	FPR1	formyl peptide receptor 1
11	AI766746		Data not found
12	AA046430	T1A-2	lung type-I cell membrane-associated glycoprotein
13	T72089	NNMT	nicotinamide N-methyltransferase
14	N46828	ITPKC	inositol 1,4,5-trisphosphate 3-kinase C
15	H79138	C13orf1	chromosome 13 open reading frame 1
16	T82817	FOSL1	FOS-like antigen 1
17	N68970		EST
18	AA599072	FLJ12552	hypothetical protein FLJ12552
19	N54794	SERPINE1	serine (or cysteine) proteinase inhibitor, clade E (nexin, plasminogen activator inhibitor type 1), member 1
20	AA789301	MRF-1	modulator recognition factor I
21	AA679278	NFATC1	nuclear factor of activated T-cells, cytoplasmic, calcineurin-dependent 1
22	AA406551	SLC2A3	solute carrier family 2 (facilitated glucose transporter), member 3
23	AA406552	SLC2A3	solute carrier family 2 (facilitated glucose transporter), member 3
24	N98591	IL6	interleukin 6 (interferon, beta 2)
25	AI221536	FN14	type I transmembrane protein Fn14
26	AA455300	CSDA	cold shock domain protein A
27	AA478542	AKAP12	A kinase (PRKA) anchor protein (gravin) 12
28	AA478543	AKAP12	A kinase (PRKA) anchor protein (gravin) 12
29	AA541776	DKFZP434	hypothetical protein DKFZp434B044
30	AA454699	KIAA0747	KIAA0747 protein
31	AA975768	EMP1	epithelial membrane protein 1
32	AA699589	HRI	heme-regulated initiation factor 2-alpha kinase
33	N29619	WWP1	WW domain-containing protein 1
34	AA464532	THBS1	thrombospondin 1
35	NM_00324	THBS1	thrombospondin 1
36	N64139	LATS2	LATS, large tumor suppressor, homolog 2 (Drosophila)
37	U14750	CTGF	connective tissue growth factor
38	AA598794	CTGF	connective tissue growth factor
39	U37688		Data not found
40	AA464600	MYC	v-myc myelocytomatosis viral oncogene homolog (avian)
41	AA404666	GADD45B	growth arrest and DNA-damage-inducible, beta
42	AA633811	NFIL3	nuclear factor, interleukin 3 regulated
43	H26183 | H26184		Data not found
44	AA401448	KIAA0146	KIAA0146 protein

order	Acc no.	Symbol	Name
45	AI889705	ADAMTS4	a disintegrin-like and metalloprotease (reprolysin type) with thrombospondin type 1 motif, 4
46	H59861	THBD	thrombomodulin
47	N62617	CL640	hypothetical protein CL640
48	R79935		Data not found
49	AA045731	TIEG	TGFB inducible early growth response
50	AA496785	ABL1	v-abl Abelson murine leukemia viral oncogene homolog 1
51	AA044052		ESTs
52	AA495790	ARHB	ras homolog gene family, member B
53	AA464861	CREM	cAMP responsive element modulator
54	AA644211	PTGS2	prostaglandin-endoperoxide synthase 2 (prostaglandin G/H synthase and cyclooxygenase)
55	H17398	BAI3	brain-specific angiogenesis inhibitor 3
56	M90100	PTGS2	prostaglandin-endoperoxide synthase 2 (prostaglandin G/H synthase and cyclooxygenase)
57	N53172	RDC1	G protein-coupled receptor
58	AA055440	SPRY1	sprouty homolog 1, antagonist of FGF signaling (Drosophila)
59	AA443302	ARHE	ras homolog gene family, member E
60	N57577	TAF15	TAF15 RNA polymerase II, TATA box binding protein (TBP)-associated factor, 68 kD

order	Acc no.	Symbol	Name
1	AI095488	DKFZP564F013	hypothetical protein DKFZp564F013
2	AA463450	NBS1	Nijmegen breakage syndrome 1 (nibrin)
3	W49672	WNT5A	wingless-type MMTV integration site family, member 5A
4	W93040		ESTs
5	N74911	POLE3	polymerase (DNA directed), epsilon 3 (p17 subunit)
6	AA211496	HERC1	hect (homologous to the E6-AP (UBE3A) carboxyl terminus) domain and RCC1 (CHC1)-like domain (RLD) 1
7	AA873599	IDS	iduronate 2-sulfatase (Hunter syndrome)
8	N21334	ABI-2	abl-interactor 2
9	T71360	GADD45G	growth arrest and DNA-damage-inducible, gamma
10	N21237		Homo sapiens cDNA FLJ13545 fis, clone PLACE1006867
11	AA215585	NUDT3	nudix (nucleoside diphosphate linked moiety X)-type motif 3
12	AA426469	F8	coagulation factor VIII, procoagulant component (hemophilia A)
13	R95913	LSR68	lipopolysaccharide specific response-68 protein
14	R15111	CUGBP1	CUG triplet repeat, RNA binding protein 1
15	T49539	PDGFB	platelet-derived growth factor beta polypeptide (simian sarcoma viral (v-sis) oncogene homolog)
16	AA464197	MSX1	msh homeo box homolog 1 (Drosophila)
17	AA031514	MMP7	matrix metalloproteinase 7 (matrilysin, uterine)
18	N92519	E2F3	E2F transcription factor 3
19	AI652658	PVT1	Pvt1 oncogene homolog, MYC activator (mouse)
20	W80637		Data not found
21	W32731		Homo sapiens mRNA full length insert cDNA clone EUROIMAGE 327506
22	AI652584	PCDH12	protocadherin 12
23	AA464606	PANX1	pannexin 1
24	AA679345	HNRPH2	heterogeneous nuclear ribonucleoprotein H2 (H')
25	R78541 | R78475		Data not found
26	H11482	IFNGR1	interferon gamma receptor 1
27	R50354	LIF	leukemia inhibitory factor (cholinergic differentiation factor)
28	W92764	TNFAIP6	tumor necrosis factor, alpha-induced protein 6
29	AA487034	TGFBR2	transforming growth factor, beta receptor II (70-80kD)
30	AI949640	PCTK2	PCTAIRE protein kinase 2
31	AW074995	SQSTM1	sequestosome 1
32	R22790	H_GS165L15.1	cAMP response element-binding protein CRE-BPa
33	T66180	THRA	thyroid hormone receptor, alpha (erythroblastic leukemia viral (v-erb-a) oncogene homolog, avian)
34	R63811	LMCD1	LIM and cysteine-rich domains 1
35	AI301004	PFKFB3	6-phosphofructo-2-kinase/fructose-2,6-biphosphatase 3
36	U22431	HIF1A	hypoxia-inducible factor 1, alpha subunit (basic helix-loop-helix transcription factor)
37	AA598526	HIF1A	hypoxia-inducible factor 1, alpha subunit (basic helix-loop-helix transcription factor)
38	AA633818	FACL4	fatty-acid-Coenzyme A ligase, long-chain 4
39	AI761788		ESTs
40	AA464526	IL1R1	interleukin 1 receptor, type I
41	AA464525	IL1R1	interleukin 1 receptor, type I
42	AA625666	PIG7	LPS-induced TNF-alpha factor
43	AA630794	SLC3A2	solute carrier family 3 (activators of dibasic and neutral amino acid transport), member 2
44	AA446108	ENG	endoglin (Osler-Rendu-Weber syndrome 1)

order	Acc no.	Symbol	Name
45	R42433	PTPRO	protein tyrosine phosphatase, receptor type, O
46	AA630374	DUSP6	dual specificity phosphatase 6
47	AA676458	LOXL2	lysyl oxidase-like 2
48	AA417279	PTPNS1	protein tyrosine phosphatase, non-receptor type substrate 1
49	AA701929	BYSL	bystin-like
50	AI371514	DKFZP564O0463	DKFZP564O0463 protein
51	AA504109	LSR7	lipopolysaccharide specific response-7 protein
52	AA455271	NSAP1	NS1-associated protein 1
53	AA857343	TAF15	TAF15 RNA polymerase II, TATA box binding protein (TBP)-associated factor, 68 kD
54	AA143331	MMP1	matrix metalloproteinase 1 (interstitial collagenase)
55	AA677522	SCYA3	small inducible cytokine A3
56	R47893	SCYA3	small inducible cytokine A3
57	H62864	SCYA4	small inducible cytokine A4
58	W51794	MMP3	matrix metalloproteinase 3 (stromelysin 1, progelatinase)
59	J03209	MMP3	matrix metalloproteinase 3 (stromelysin 1, progelatinase)
60	AA434115	CHI3L1	chitinase 3-like 1 (cartilage glycoprotein-39)
61	AA443351	ERBB2	v-erb-b2 erythroblastic leukemia viral oncogene homolog 2, neuro/glioblastoma derived oncogene homolog (avi
62	AA284669	PLAU	plasminogen activator, urokinase
63	AA775616	SPP1	secreted phosphoprotein 1 (osteopontin, bone sialoprotein I, early T-lymphocyte activation 1)
64	AI148233	IL11	interleukin 11
65	AA936434		ESTs, Highly similar to ITF2_HUMAN TRANSCRIPTION FACTOR 4 (IMMUNOGLOBULIN TRANSCRIPTION F
66	T47443	PROCR	protein C receptor, endothelial (EPCR)
67	AA432085	YWHAG	tyrosine 3-monooxygenase/tryptophan 5-monooxygenase activation protein, gamma polypeptide
68	AA488393	NOLC1	nucleolar and coiled-body phosphprotein 1
69	AA036723	DISC1	disrupted in schizophrenia 1
70	H94877	CRFG	G protein-binding protein CRFG
71	R83270	TGIF	TGFB-induced factor (TALE family homeobox)
72	AI815229	LILRB3	leukocyte immunoglobulin-like receptor, subfamily B (with TM and ITIM domains), member 3
73	AW025732	NCF2	neutrophil cytosolic factor 2 (65kD, chronic granulomatous disease, autosomal 2)
74	AA707527	SLC21A11	solute carrier family 21 (organic anion transporter), member 11
75	R37938		Homo sapiens, clone IMAGE:5286091, mRNA, partial cds
76	AA425238	RUNX1	runt-related transcription factor 1 (acute myeloid leukemia 1; aml1 oncogene)
77	AA425746	RUNX1	runt-related transcription factor 1 (acute myeloid leukemia 1; aml1 oncogene)
78	H72122	ENC1	ectodermal-neural cortex (with BTB-like domain)
79	AA411204	CELSR3	cadherin, EGF LAG seven-pass G-type receptor 3 (flamingo homolog, Drosophila)
80	H81907	ANKH	ankylosis, progressive homolog (mouse)
81	AA007444	TLX1	T-cell leukemia, homeobox 1
82	AA489582	LMNA	lamin A/C
83	T91958	POFUT1	protein O-fucosyltransferase 1
84	AI681049	MFHAS1	malignant fibrous histiocytoma amplified sequence 1
85	AA450123	ENO2	enolase 2, (gamma, neuronal)
86	R45977	NRBP	nuclear receptor binding protein
87	H43707	KIAA0616	KIAA0616 protein
88	AA455509		Homo sapiens, clone IMAGE:4589300, mRNA, partial cds

order	Acc no.	Symbol	Name
89	W61116	MAP3K14	mitogen-activated protein kinase kinase kinase 14
90	AI143685	SNCB	synuclein, beta
91	AA489201	ANP32B	acidic (leucine-rich) nuclear phosphoprotein 32 family, member B
92	T59334		ESTs, Highly similar to CSR2_HUMAN Smooth muscle cell LIM protein (Cysteine-rich protein 2) (CRP2) [H.sap
93	AA443638	SNCG	synuclein, gamma (breast cancer-specific protein 1)
94	H90415	BRCA1	breast cancer 1, early onset
95	AI198629	OVOL1	ovo-like 1(Drosophila)
96	AA234544	OSMR	oncostatin M receptor
97	AA699782	TCF21	transcription factor 21
98	H70866	CTSO	cathepsin O
99	AA973730	DAPK3	death-associated protein kinase 3
100	AA454554	ISYNA1	myo-inositol 1-phosphate synthase A1
101	AA485677		Data not found
102	AA455481	CENPB	centromere protein B (80kD)
103	AA884403	CTF1	cardiotrophin 1
104	T77810	RYK	RYK receptor-like tyrosine kinase
105	AA256508	SCA1	spinocerebellar ataxia 1 (olivopontocerebellar ataxia 1, autosomal dominant, ataxin 1)
106	AA062802	KIAA0354	KIAA0354 gene product
107	AA452831	DKFZP564I052	DKFZP564I052 protein
108	H85058	ACTL6	actin-like 6
109	AA460688	NPFF	neuropeptide FF-amide peptide precursor
110	AA425682	AF093680	transcription factor IIB
111	AA496887	CBFA2T2	core-binding factor, runt domain, alpha subunit 2; translocated to, 2
112	R32450	NPEPPS	aminopeptidase puromycin sensitive
113	N62487	MGC5352	hypothetical protein MGC5352
114	AA464615	RXRA	retinoid X receptor, alpha
115	AA489679	GRLF1	glucocorticoid receptor DNA binding factor 1
116	R40208	CAMLG	calcium modulating ligand
117	AA256507	SCA1	spinocerebellar ataxia 1 (olivopontocerebellar ataxia 1, autosomal dominant, ataxin 1)
118	AA410302	PREI3	preimplantation protein 3
119	R43271	FLJ10509	hypothetical protein FLJ10509
120	AA429572	WASF2	WAS protein family, member 2
121	T63971	KIAA0758	KIAA0758 protein
122	H17950	KIAA0417	KIAA0417 gene product
123	T63988		Data not found
124	AA478468	GPC4	glypican 4
125	AA598486	SAE1	SUMO-1 activating enzyme subunit 1
126	AA969048	PCDH17	protocadherin 17
127	N64508	PODXL	podocalyxin-like
128	AI337438	PRO2730	hypothetical protein PRO2730
129	AA488672	KLF7	Kruppel-like factor 7 (ubiquitous)
130	AA504521		Data not found
131	AA976171	AIP1	atrophin-1 interacting protein 1; activin receptor interacting protein 1
132	AA488087	FKBP9	FK506 binding protein 9 (63 kD)

order	Acc no.	Symbol	Name
133	AA028905	CNTNAP1	contactin associated protein 1
134	AI424433	SLC4A1AP	solute carrier family 4 (anion exchanger), member 1, adaptor protein
135	AA708886	GNB5	guanine nucleotide binding protein (G protein), beta 5
136	H80685	P311	P311 protein
137	AI192675	RE2	G-protein coupled receptor
138	AA668470	RGS5	regulator of G-protein signalling 5
139	N73278		Homo sapiens mRNA; cDNA DKFZp586I1823 (from clone DKFZp586I1823)
140	AA233738	TGFB2	transforming growth factor, beta 2
141	AA705225	MYL4	myosin, light polypeptide 4, alkali; atrial, embryonic
142	AA025858		Homo sapiens cDNA: FLJ23582 fis, clone LNG13759
143	R81177	SCAP2	src family associated phosphoprotein 2
144	W69379		Homo sapiens mRNA; cDNA DKFZp586D0923 (from clone DKFZp586D0923)
145	AA147640	PYGL	phosphorylase, glycogen; liver (Hers disease, glycogen storage disease type VI)
146	AA994760	COL5A3	collagen, type V, alpha 3
147	AI089407	PMP2	peripheral myelin protein 2
148	AA699441	CARD4	caspase recruitment domain family, member 4
149	AA424545	MGC2668	hypothetical protein MGC2668
150	AA442095	NEDD4	neural precursor cell expressed, developmentally down-regulated 4
151	AA001449	PTN	pleiotrophin (heparin binding growth factor 8, neurite growth-promoting factor 1)
152	AA047257	CUGBP2	CUG triplet repeat, RNA binding protein 2
153	N45141	ADCY2	adenylate cyclase 2 (brain)
154	AA045699	TM4SF3	transmembrane 4 superfamily member 3
155	AA458992	FVT1	follicular lymphoma variant translocation 1
156	H67678	CYP3A7	cytochrome P450, subfamily IIIA, polypeptide 7
157	AA456975	APOD	apolipoprotein D
158	AA424584	LTBP2	latent transforming growth factor beta binding protein 2
159	AA235370		Homo sapiens, clone IMAGE:4811759, mRNA
160	T71991	CREG	cellular repressor of E1A-stimulated genes
161	AA878597	SEPX1	selenoprotein X, 1
162	AA452841	SLC12A4	solute carrier family 12 (potassium/chloride transporters), member 4
163	R67376	PSCD3	pleckstrin homology, Sec7 and coiled/coil domains 3
164	AA152496	TOM1L1	target of myb1-like 1 (chicken)
165	N89738	ARGBP2	Arg/Abl-interacting protein ArgBP2
166	AA142922	ARGBP2	Arg/Abl-interacting protein ArgBP2
167	H19440	DSCR1L1	Down syndrome critical region gene 1-like 1
168	R55251	GCN1L1	GCN1 general control of amino-acid synthesis 1-like 1 (yeast)
169	AA464605	KIAA0172	KIAA0172 protein
170	AA042990	SEMA3C	sema domain, immunoglobulin domain (Ig), short basic domain, secreted, (semaphorin) 3C
171	AA454959	DNCLI2	dynein, cytoplasmic, light intermediate polypeptide 2
172	H17638	C6orf11	chromosome 6 open reading frame 11
173	AA459677	KIAA0596	KIAA0596 protein
174	AA190339	DUSP3	dual specificity phosphatase 3 (vaccinia virus phosphatase VH1-related)
175	AA015621	PPP3CB	protein phosphatase 3 (formerly 2B), catalytic subunit, beta isoform (calcineurin A beta)
176	R92452	CACNB2	calcium channel, voltage-dependent, beta 2 subunit

order	Acc no.	Symbol	Name
177	AI970944	KCNS3	potassium voltage-gated channel, delayed-rectifier, subfamily S, member 3
178	R00855	DMWD	dystrophia myotonica-containing WD repeat motif
179	H41196	LOC54557	hypothetical protein
180	N49009	KIAA0685	KIAA0685 gene product
181	AI400882	RASD2	RASD family, member 2
182	T64482	ESD	esterase D/formylglutathione hydrolase
183	AA456014	FLJ20580	hypothetical protein FLJ20580
184	T77811	RYK	RYK receptor-like tyrosine kinase
185	NM_001448	GPC4	glypican 4
186	AA683557	RGL	RalGDS-like gene
187	AI473373	GLI	glioma-associated oncogene homolog (zinc finger protein)
188	AA452145		Homo sapiens, similar to weakly similar to glutathione peroxidase 2, clone MGC:32677 IMAGE:4285958, mRNA
189	AI338894	FLRT2	fibronectin leucine rich transmembrane protein 2
190	AA456321	IGF1	insulin-like growth factor 1 (somatomedin C)
191	R16073	INSL4	insulin-like 4 (placenta)
192	AA598942	KIAA0097	KIAA0097 gene product
193	AA504507	RNF34	ring finger protein 34
194	AA886998	KIAA0779	KIAA0779 protein
195	R39221	MAPK10	mitogen-activated protein kinase 10
196	W15390	BMPR1A	bone morphogenetic protein receptor, type IA
197	N52254	SH3BGR	SH3 domain binding glutamic acid-rich protein
198	R22926		Homo sapiens cDNA FLJ13555 fis, clone PLACE1007677
199	AA099136	LBR	lamin B receptor
200	AA725870	LBR	lamin B receptor
201	AA610066	HOXB6	homeo box B6
202	H02243	HOXB5	homeo box B5
203	AA485366	PRKAR1B	protein kinase, cAMP-dependent, regulatory, type I, beta
204	R26186 | R26434		Data not found
205	AA419238	RARB	retinoic acid receptor, beta
206	AA130671	SDFR1	stromal cell derived factor receptor 1
207	AA682815	KIAA0173	KIAA0173 gene product
208	AA682423	MAOB	monoamine oxidase B
209	AA148542	STK38L	serine/threonine kinase 38 like
210	AA253395	TEAD1	TEA domain family member 1 (SV40 transcriptional enhancer factor)
211	AA460330	LOC96626	pinch-2
212	AA675919	CLIC4	chloride intracellular channel 4
213	AA437093	RES4-22	gene with multiple splice variants near HD locus on 4p16.3
214	AA045529	DNM1L	dynamin 1-like
215	AI936986	MAP1A	microtubule-associated protein 1A
216	AA598528	ADCY3	adenylate cyclase 3
217	AA488406	MSLN	mesothelin
218	N94424	RARRES1	retinoic acid receptor responder (tazarotene induced) 1
219	AA453335	TXNRD1	thioredoxin reductase 1
220	T50282		ESTs, Weakly similar to ubiquitous TPR motif, Y isoform [Homo sapiens] [H.sapiens]

order	Acc no.	Symbol	Name
221	AA099568	UP	uridine phosphorylase
222	AA425217	CDH3	cadherin 3, type 1, P-cadherin (placental)
223	AA293744	BA108L7.2	similar to rat tricarboxylate carrier-like protein
224	AA293453	BA108L7.2	similar to rat tricarboxylate carrier-like protein
225	AA521110	CNIL	cornichon-like
226	R56774	BMP1	bone morphogenetic protein 1
227	AI359985	AGT	angiotensinogen (serine (or cysteine) proteinase inhibitor, clade A (alpha-1 antiproteinase, antitrypsin), member
228	AA459305	PLOD3	procollagen-lysine, 2-oxoglutarate 5-dioxygenase 3
229	AA425395	SLC16A2	solute carrier family 16 (monocarboxylic acid transporters), member 2 (putative transporter)
230	AA485376	AMPD2	adenosine monophosphate deaminase 2 (isoform L)
231	AA598507	COL7A1	collagen, type VII, alpha 1 (epidermolysis bullosa, dystrophic, dominant and recessive)
232	AA151428	MMP23B	matrix metalloproteinase 23B
233	AA496334	DNM1	dynamin 1
234	AA146963	KIAA1078	KIAA1078 protein
235	R52907 | R67275		Data not found
236	AA114250	ALEX2	armadillo repeat protein ALEX2
237	AA434391	NAB2	NGFI-A binding protein 2 (EGR1 binding protein 2)
238	N32201	OMD	osteomodulin
239	H15718	AXL	AXL receptor tyrosine kinase
240	W88541	KIAA0781	KIAA0781 protein
241	N46830	CRLF3	cytokine receptor-like factor 3
242	AI670690	SCMH1	sex comb on midleg homolog 1
243	H10342	SULT4A1	sulfotransferase family 4A, member 1
244	T61866	RANBP7	RAN binding protein 7
245	T68440	GNE	UDP-N-acetylglucosamine-2-epimerase/N-acetylmannosamine kinase
246	AA487973	SRF	serum response factor (c-fos serum response element-binding transcription factor)
247	R55303	NGFR	nerve growth factor receptor (TNFR superfamily, member 16)
248	AI183964	HSU47926	hypothetical protein B
249	AI310142	DYSF	dysferlin, limb girdle muscular dystrophy 2B (autosomal recessive)
250	AA757464	DNAJC8	DnaJ (Hsp40) homolog, subfamily C, member 8
251	AI334917	RIL	LIM domain protein
252	H82273	FEM1B	fem-1 homolog b (C. elegans)
253	N74623	IGF2	insulin-like growth factor 2 (somatomedin A)
254	H59614		Homo sapiens cDNA: FLJ22066 fis, clone HEP10611
255	AA701277	TLN1	talin 1
256	AA700811	CA14	carbonic anhydrase XIV
257	AA046525	COL6A1	collagen, type VI, alpha 1
258	R59164	PPP2R5A	protein phosphatase 2, regulatory subunit B (B56), alpha isoform
259	R41787	CDH13	cadherin 13, H-cadherin (heart)
260	N54596	IGF2	insulin-like growth factor 2 (somatomedin A)
261	H09111	13CDNA73	hypothetical protein CG003
262	R45941	PTPRN	protein tyrosine phosphatase, receptor type, N
263	R59165		Data not found
264	AA598926		Data not found

order	Acc no.	Symbol	Name
265	R05278	GALGT	UDP-N-acetyl-alpha-D-galactosamine:(N-acetylneuraminyl)-galactosylglucosylceramide N-acetylgalactosaminyl
266	AA775279	NBEA	neurobeachin
267	AA453591	RNAC	RNA cyclase homolog
268	H50724		Homo sapiens, Similar to RIKEN cDNA 2410127L17 gene, clone MGC:24721 IMAGE:4278547, mRNA, comple
269	AA488191	C20orf92	chromosome 20 open reading frame 92
270	H23426		Data not found
271	R16231		Homo sapiens clone 23950 mRNA sequence
272	AA459987		Homo sapiens mRNA; cDNA DKFZp434M162 (from clone DKFZp434M162)
273	AA156802	LAMB2	laminin, beta 2 (laminin S)
274	AA099169	PFKM	phosphofructokinase, muscle
275	AA431438	ESDN	endothelial and smooth muscle cell-derived neuropilin-like protein
276	AA410396	KIAA0887	KIAA0887 protein
277	AA456850	ACTR1A	ARP1 actin-related protein 1 homolog A, centractin alpha (yeast)
278	AA680398	BRPF1	bromodomain and PHD finger containing, 1
279	AA779212	ABCC6	ATP-binding cassette, sub-family C (CFTR/MRP), member 6
280	AA424938		Homo sapiens cDNA FLJ30869 fis, clone FEBRA2004224
281	AA148641	MEIS2	Meis1, myeloid ecotropic viral integration site 1 homolog 2 (mouse)
282	R53911	WFS1	Wolfram syndrome 1 (wolframin)
283	AA424695	ITGA3	integrin, alpha 3 (antigen CD49C, alpha 3 subunit of VLA-3 receptor)
284	AA451903	RBM9	RNA binding motif protein 9
285	H39192	MAPK7	mitogen-activated protein kinase 7
286	AA865557	ITGA9	integrin, alpha 9
287	AA418750	CL683	weakly similar to glutathione peroxidase 2
288	R56096	WASF1	WAS protein family, member 1
289	AA598668	CHN1	chimerin (chimaerin) 1
290	T57920		Homo sapiens mRNA from chromosome 5q31-33 region
291	AI979199	MRG15	MORF-related gene 15
292	AA425947	DKK3	dickkopf homolog 3 (Xenopus laevis)
293	AA412266	LOC56270	hypothetical protein 628
294	W72596	CXX1	CAAX box 1
295	AA664127	FZD1	frizzled homolog 1 (Drosophila)
296	N70776	FZD1	frizzled homolog 1 (Drosophila)
297	T77840	DLG5	discs, large (Drosophila) homolog 5
298	AA478949	DLG5	discs, large (Drosophila) homolog 5
299	AI360217	LOC51308	SGC32445 protein
300	AA036956	KCNJ8	potassium inwardly-rectifying channel, subfamily J, member 8
301	AA398289		Homo sapiens clone 23741 mRNA sequence
302	AA192419	BLVRA	biliverdin reductase A
303	AA453584		Homo sapiens cDNA FLJ25157 fis, clone CBR08008, highly similar to UBIQUITIN-CONJUGATING ENZYME E
304	N59335	PTBP2	polypyrimidine tract binding protein 2
305	N72193	CETN2	centrin, EF-hand protein, 2
306	AA476241	PLOD	procollagen-lysine, 2-oxoglutarate 5-dioxygenase (lysine hydroxylase, Ehlers-Danlos syndrome type VI)
307	AA234897	MEF2C	MADS box transcription enhancer factor 2, polypeptide C (myocyte enhancer factor 2C)
308	R97066	TGM2	transglutaminase 2 (C polypeptide, protein-glutamine-gamma-glutamyltransferase)

order	Acc no.	Symbol	Name
309	R56082	SV2B	synaptic vesicle protein 2B homolog
310	AA954482	SSX1	synovial sarcoma, X breakpoint 1
311	N74650	FTCD	formiminotransferase cyclodeaminase
312	H97343	PP1628	hypothetical protein PP1628
313	AA459363	RNPC1	RNA-binding region (RNP1, RRM) containing 1
314	AW009739	STAT5A	signal transducer and activator of transcription 5A
315	W87810	KIAA1036	KIAA1036 protein
316	AA669136	TCF4	transcription factor 4
317	W73810	EMP3	epithelial membrane protein 3
318	AA923552	GALNAC4S-6ST	B cell RAG associated protein
319	AA919020	TKTL1	transketolase-like 1
320	AA927372	LCP2	lymphocyte cytosolic protein 2 (SH2 domain-containing leukocyte protein of 76kD)
321	AA779727	ADAM19	a disintegrin and metalloproteinase domain 19 (meltrin beta)
322	N58511	CCNI	cyclin I
323	N74662	MRPL43	mitochondrial ribosomal protein L43
324	AA449835	EPB42	erythrocyte membrane protein band 4.2
325	AW665258	GYPC	glycophorin C (Gerbich blood group)
326	NM_002101	GYPC	glycophorin C (Gerbich blood group)
327	AA071330	GNAI2	guanine nucleotide binding protein (G protein), alpha inhibiting activity polypeptide 2
328	AA872001	ANXA6	annexin A6
329	H56349	FGL2	fibrinogen-like 2
330	AA283090	CD44	CD44 antigen (homing function and Indian blood group system)
331	AA490920	MHC2TA	MHC class II transactivator
332	AA634006	ACTA2	actin, alpha 2, smooth muscle, aorta
333	H14810		Homo sapiens mRNA; cDNA DKFZp434G012 (from clone DKFZp434G012)
334	N31587	RBMS1	RNA binding motif, single stranded interacting protein 1
335	AA669603	VATI	vesicle amine transport protein 1
336	AA235332	RSU1	Ras suppressor protein 1
337	AA001749	MAPRE1	microtubule-associated protein, RP/EB family, member 1
338	T52894	MLC1SA	myosin light chain 1 slow a
339	AA482117	RHEB2	Ras homolog enriched in brain 2
340	AA780815		Homo sapiens mRNA for FLJ00201 protein
341	AA481425		Homo sapiens mRNA from chromosome 5q21-22, clone:357Ex
342	R49671	TRIP10	thyroid hormone receptor interactor 10
343	H62473	TGFBR3	transforming growth factor, beta receptor III (betaglycan, 300kD)
344	AA074535	HPIP	hematopoietic PBX-interacting protein
345	AA001444	MEIS1	Meis1, myeloid ecotropic viral integration site 1 homolog (mouse)
346	AA431203	LOC136442	similar to MRJ gene for a member of the DNAJ protein family (H. sapiens)
347	AA700222	SCAM-1	vinexin beta (SH3-containing adaptor molecule-1)
348	AA706929	FEM-2	partner of PIX 2
349	AA489386	QKI	homolog of mouse quaking QKI (KH domain RNA binding protein)
350	AA448667	CBX1	chromobox homolog 1 (HP1 beta homolog Drosophila)
351	AA454990	BTBD3	BTB (POZ) domain containing 3
352	T70352		Homo sapiens, clone IMAGE:3140802, mRNA

order	Acc no.	Symbol	Name
353	AA460838	GTF2H3	general transcription factor IIH, polypeptide 3 (34kD subunit)
354	R35231	SPOP	speckle-type POZ protein
355	R35230	SPOP	speckle-type POZ protein
356	AI183841	PP3501	hypothetical protein PP3501
357	AA479270	KIAA1253	KIAA1253 protein
358	AA664020	DLC1	deleted in liver cancer 1
359	AA490911	MIC2L1	MIC2 like 1
360	T64216	NXN	nucleoredoxin 1
361	AA598796	TACC1	transforming, acidic coiled-coil containing protein 1
362	H22136	GUCY1A3	guanylate cyclase 1, soluble, alpha 3
363	AA448157	CYP1B1	cytochrome P450, subfamily I (dioxin-inducible), polypeptide 1 (glaucoma 3, primary infantile)
364	AA043228	CNN3	calponin 3, acidic
365	R89615	PCDHGC3	protocadherin gamma subfamily C, 3
366	AI199019		ESTs, Weakly similar to putative late embryogenesis abundant protein [Arabidopsis thaliana] [A.thaliana]
367	AA431435	C1orf15	chromosome 1 open reading frame 15
368	R76247		Homo sapiens clone 24771 mRNA sequence
369	AA443832	LOC64182	similar to rat myomegalin
370	AA025819	GAS1	growth arrest-specific 1
371	AA706301	HOXA5	homeo box A5
372	AA489331	ADARB1	adenosine deaminase, RNA-specific, B1 (RED1 homolog rat)
373	AA424743	ZFP36L1	zinc finger protein 36, C3H type-like 1
374	N62737	KIAA0626	KIAA0626 gene product
375	AA045548	AFAP	actin filament associated protein
376	R78586 | R78585		Data not found
377	T89391	CAV2	caveolin 2
378	T55337	LOC51119	CGI-97 protein
379	N70013	RP2	retinitis pigmentosa 2 (X-linked recessive)
380	AA279804	RAP1A	RAP1A, member of RAS oncogene family
381	AA427433	PPP2R1A	protein phosphatase 2 (formerly 2A), regulatory subunit A (PR 65), alpha isoform
382	AA431631	GATA4	GATA binding protein 4
383	H26176	FER1L3	fer-1-like 3, myoferlin (C. elegans)
384	AA412053	CD9	CD9 antigen (p24)
385	AA434397	ITGB5	integrin, beta 5
386	N90109	FLJ22678	hypothetical protein FLJ22678
387	AA775980		Homo sapiens clone 24912 mRNA sequence
388	R63407	PPP1CA	protein phosphatase 1, catalytic subunit, alpha isoform
389	AA071473	MATN2	matrilin 2
390	AA256502	PCSK5	proprotein convertase subtilisin/kexin type 5
391	T81764	CDC27	cell division cycle 27
392	N20796		Homo sapiens mRNA; cDNA DKFZp586B0918 (from clone DKFZp586B0918)
393	AA394127	NFATC4	nuclear factor of activated T-cells, cytoplasmic, calcineurin-dependent 4
394	AA774044	THBS3	thrombospondin 3
395	AA148213		Homo sapiens cDNA: FLJ21563 fis, clone COL06445
396	N74956	POLR2B	polymerase (RNA) II (DNA directed) polypeptide B (140kD)

order	Acc no.	Symbol	Name
397	AA122287	GARP	glycoprotein A repetitions predominant
398	T63511		Data not found
399	AA449715	SRPX	sushi-repeat-containing protein, X chromosome
400	AA875933	EFEMP1	EGF-containing fibulin-like extracellular matrix protein 1
401	H17615	FBLN5	fibulin 5
402	AA086038	PLA2R1	phospholipase A2 receptor 1, 180kD
403	AA099153	TIMP3	tissue inhibitor of metalloproteinase 3 (Sorsby fundus dystrophy, pseudoinflammatory)
404	AA452840	FBLN2	fibulin 2
405	AA999901	GNG11	guanine nucleotide binding protein 11
406	AA434387	CD34	CD34 antigen
407	AA446259	PTPN12	protein tyrosine phosphatase, non-receptor type 12
408	T74819	KIAA0062	KIAA0062 protein
409	AA490477		Homo sapiens cDNA: FLJ23324 fis, clone HEP12482, highly similar to HUMMYOHCB Human nonmuscle myos
410	N27159	INHBA	inhibin, beta A (activin A, activin AB alpha polypeptide)
411	AA663309		ESTs
412	AA427725	CPZ	carboxypeptidase Z
413	W67243	HYPH	Huntingtin interacting protein H
414	AA293653	PEA15	phosphoprotein enriched in astrocytes 15
415	AF060494		Data not found
416	H62387	ISLR	immunoglobulin superfamily containing leucine-rich repeat
417	N81029	COL18A1	collagen, type XVIII, alpha 1
418	AA455157	COL15A1	collagen, type XV, alpha 1
419	AA150402	COL4A1	collagen, type IV, alpha 1
420	AA425450	GPNMB	glycoprotein (transmembrane) nmb
421	AI653116	KIAA1077	sulfatase FP
422	AA496988	LOC51313	AD021 protein
423	AA481438	SERPING1	serine (or cysteine) proteinase inhibitor, clade G (C1 inhibitor), member 1, (angioedema, hereditary)
424	T69603	C1R	complement component 1, r subcomponent
425	T62048	C1S	complement component 1, s subcomponent
426	AA775447	A2M	alpha-2-macroglobulin
427	AA045282		Homo sapiens mRNA; cDNA DKFZp564O0862 (from clone DKFZp564O0862)
428	AA487193	SFRP4	secreted frizzled-related protein 4
429	R75635	COL5A1	collagen, type V, alpha 1
430	AA136983	CDH11	cadherin 11, type 2, OB-cadherin (osteoblast)
431	R36989	E2IG4	hypothetical protein, estradiol-induced
432	AI684973	SPON2	spondin 2, extracellular matrix protein
433	R56211	PDGFRB	platelet-derived growth factor receptor, beta polypeptide
434	EW74		Data not found
435	N67487	MFAP2	microfibrillar-associated protein 2
436	AA496283	THY1	Thy-1 cell surface antigen
437	AA447781	LUM	lumican
438	H95960	SPARC	secreted protein, acidic, cysteine-rich (osteonectin)
439	AA683077	MAPK1	mitogen-activated protein kinase 1
440	AA490172	RBBP1	retinoblastoma binding protein 1

order	Acc no.	Symbol	Name
441	NM_000090	COL3A1	collagen, type III, alpha 1 (Ehlers-Danlos syndrome type IV, autosomal dominant)
442	T98612	COL3A1	collagen, type III, alpha 1 (Ehlers-Danlos syndrome type IV, autosomal dominant)
443	R62603	COL6A3	collagen, type VI, alpha 3
444	N51018	BGN	biglycan
445	H96738	CDH11	cadherin 11, type 2, OB-cadherin (osteoblast)
446	H38240	THBS2	thrombospondin 2
447	T53298	IGFBP7	insulin-like growth factor binding protein 7
448	AA936799	MMP2	matrix metalloproteinase 2 (gelatinase A, 72kD gelatinase, 72kD type IV collagenase)
449	AA418674	FBN1	fibrillin 1 (Marfan syndrome)
450	R00859	CTSK	cathepsin K (pycnodysostosis)
451	AA670200	PCOLCE	procollagen C-endopeptidase enhancer
452	AA291259	GPCR1	putative G protein-coupled receptor
453	AA487460	DPYSL2	dihydropyrimidinase-like 2
454	AA134871	FBLN1	fibulin 1
455	AA045327	OGN	osteoglycin (osteoinductive factor, mimecan)
456	AA486280	TIMP2	tissue inhibitor of metalloproteinase 2
457	AA496022	MFAP4	microfibrillar-associated protein 4
458	H64138		Data not found
459	AA459308		ESTs, Moderately similar to ELS_HUMAN Elastin precursor (Tropoelastin) [H.sapiens]
460	M59906	TIMP1	tissue inhibitor of metalloproteinase 1 (erythroid potentiating activity, collagenase inhibitor)
461	AF188298	DAB2	disabled homolog 2, mitogen-responsive phosphoprotein (Drosophila)
462	AA448656	DAB2	disabled homolog 2, mitogen-responsive phosphoprotein (Drosophila)
463	R53455	CPVL	carboxypeptidase, vitellogenic-like
464	AA405569	FAP	fibroblast activation protein, alpha
465	AA423957	THBS4	thrombospondin 4
466	N52533		Data not found
467	AA101875	CSPG2	chondroitin sulfate proteoglycan 2 (versican)
468	R71093	SERPINH2	serine (or cysteine) proteinase inhibitor, clade H (heat shock protein 47), member 2
469	AA887201	C13orf1	chromosome 13 open reading frame 1
470	AI041650	CKTSF1B1	cysteine knot superfamily 1, BMP antagonist 1
471	AI126362	CHM	choroideremia (Rab escort protein 1)
472	AA455910	F2R	coagulation factor II (thrombin) receptor
473	AA405804		Data not found
474	N57754	SERPINE2	serine (or cysteine) proteinase inhibitor, clade E (nexin, plasminogen activator inhibitor type 1), member 2
475	R95691	SERPINE2	serine (or cysteine) proteinase inhibitor, clade E (nexin, plasminogen activator inhibitor type 1), member 2
476	AA479199	NID2	nidogen 2
477	AA009609	FGF7	fibroblast growth factor 7 (keratinocyte growth factor)
478	AA100696	TM4SF7	transmembrane 4 superfamily member 7
479	AA449738	EPB41L2	erythrocyte membrane protein band 4.1-like 2
480	AA872420	COL8A1	collagen, type VIII, alpha 1
481	AA521292	ABCA1	ATP-binding cassette, sub-family A (ABC1), member 1
482	AA455235	ALDH1A3	aldehyde dehydrogenase 1 family, member A3
483	W73874	CTSL	cathepsin L
484	AA451851	SSBP2	single-stranded DNA binding protein 2

order	Acc no.	Symbol	Name
485	AA629603	PARG1	PTPL1-associated RhoGAP 1
486	AA007419	RGS4	regulator of G-protein signalling 4
487	AA454868	PDGFRL	platelet-derived growth factor receptor-like
488	AA452909		Data not found
489	NM_006718	PLAGL1	pleiomorphic adenoma gene-like 1
490	AA463204	PLAGL1	pleiomorphic adenoma gene-like 1
491	AA911661	HOXB2	homeo box B2
492	H46554	TCF8	transcription factor 8 (represses interleukin 2 expression)
493	N70235	HLF	hepatic leukemia factor
494	AA405458	PDZD2	PDZ domain containing 2
495	H67274	G2AN	alpha glucosidase II alpha subunit
496	AA700172	ARL2	ADP-ribosylation factor-like 2
497	AA988203	OIP2	Opa-interacting protein 2
498	AA454563	FLJ20568	hypothetical protein FLJ20568
499	AA130235	OPA1	optic atrophy 1 (autosomal dominant)
500	L26081	SEMA3A	sema domain, immunoglobulin domain (Ig), short basic domain, secreted, (semaphorin) 3A
501	R73570	ATP1A2	ATPase, Na+/K+ transporting, alpha 2 (+) polypeptide
502	AA708621	EHD2	EH-domain containing 2
503	R69355	AFAP	actin filament associated protein
504	AA481944	RARRES2	retinoic acid receptor responder (tazarotene induced) 2
505	AA425001	NDUFA10	NADH dehydrogenase (ubiquinone) 1 alpha subcomplex, 10 (42kD)
506	AA085720	CRI1	CREBBP/EP300 inhibitory protein 1
507	N35070	TNFSF12	tumor necrosis factor (ligand) superfamily, member 12
508	H87144	LOC51635	CGI-86 protein
509	AA420997	CCIN	calicin
510	H54417	NME4	non-metastatic cells 4, protein expressed in
511	AA045503	HSPB7	heat shock 27kD protein family, member 7 (cardiovascular)
512	AA598478	C7	complement component 7
513	AA434067	PRELP	proline arginine-rich end leucine-rich repeat protein
514	AA402232	PKD1	polycystic kidney disease 1 (autosomal dominant)
515	T67066		ESTs, Moderately similar to ALU8_HUMAN Alu subfamily SX sequence contamination warning entry [H.sapiens
516	AI352345	CBR3	carbonyl reductase 3
517	AI005521	MCJ	DNAJ domain-containing
518	T57810		Data not found
519	AA130870	MAP4	microtubule-associated protein 4
520	H15696		Homo sapiens mRNA; cDNA DKFZp566A1046 (from clone DKFZp566A1046)
521	U18920	ATP6V0A1	ATPase, H+ transporting, lysosomal V0 subunit a isoform 1
522	AA460823	SGCA	sarcoglycan, alpha (50kD dystrophin-associated glycoprotein)
523	R77916		Homo sapiens mRNA from chromosome 5q21-22, clone:843Ex
524	AA464423	FLJ21047	hypothetical protein FLJ21047
525	AA292536	CUTL1	cut-like 1, CCAAT displacement protein (Drosophila)
526	AA504891	CRYAB	crystallin, alpha B
527	R54846	FGFR1	fibroblast growth factor receptor 1 (fms-related tyrosine kinase 2, Pfeiffer syndrome)
528	H46553	TCF8	transcription factor 8 (represses interleukin 2 expression)

order	Acc no.	Symbol	Name
529	H24316	AQP1	aquaporin 1 (channel-forming integral protein, 28kD)
530	AA677329	DNAJB5	DnaJ (Hsp40) homolog, subfamily B, member 5
531	AA664210	PKIG	protein kinase (cAMP-dependent, catalytic) inhibitor gamma
532	R54613	SP110	SP110 nuclear body protein
533	AA454160	SOD3	superoxide dismutase 3, extracellular
534	AA418744	BAG2	BCL2-associated athanogene 2
535	W58032	FRZB	frizzled-related protein
536	AA482031	FLJ10422	hypothetical protein FLJ10422
537	AA456063	CORO1C	coronin, actin binding protein, 1C
538	AA126947	CORO1C	coronin, actin binding protein, 1C
539	AW051874	PNMA1	paraneoplastic antigen MA1
540	AA427924	SPON1	spondin 1, (f-spondin) extracellular matrix protein
541	AA450324	ITGA1	integrin, alpha 1
542	X01059	GNRH1	gonadotropin-releasing hormone 1 (leutinizing-releasing hormone)
543	X69398	CD47	CD47 antigen (Rh-related antigen, integrin-associated signal transducer)
544	NM_000179	MSH6	mutS homolog 6 (E. coli)
545	R39239	TNC	tenascin C (hexabrachion)
546	AA633747	COL6A2	collagen, type VI, alpha 2
547	AA682527	EFEMP2	EGF-containing fibulin-like extracellular matrix protein 2
548	AA447196	EML1	echinoderm microtubule associated protein like 1
549	R11526	PTMS	parathymosin
550	AA243749	DDR2	discoidin domain receptor family, member 2
551	AA443119	PTRF	polymerase I and transcript release factor
552	AA055835	CAV1	caveolin 1, caveolae protein, 22kD
553	AA455969	PRNP	prion protein (p27-30) (Creutzfeld-Jakob disease, Gerstmann-Strausler-Scheinker syndrome, fatal familial inson
554	AA076063		Homo sapiens OK/SW-cl.14 mRNA, complete cds
555	AA127096	ENIGMA	enigma (LIM domain protein)
556	R43734	LAMA4	laminin, alpha 4
557	H99676	COL6A1	collagen, type VI, alpha 1
558	AA430540	COL4A2	collagen, type IV, alpha 2
559	AA427490	KCNH2	potassium voltage-gated channel, subfamily H (eag-related), member 2
560	AA490471	SPARCL1	SPARC-like 1 (mast9, hevin)
561	AA460274	DKFZP434P106	DKFZP434P106 protein
562	T60048	ACTG2	actin, gamma 2, smooth muscle, enteric
563	AA455925	FHL1	four and a half LIM domains 1
564	R38635	KIAA1005	KIAA1005 protein
565	AA427940	PLN	phospholamban
566	AA441933	LMOD1	leiomodin 1 (smooth muscle)
567	R60711	KIAA1091	KIAA1091 protein
568	AW009647	FLNC	filamin C, gamma (actin binding protein 280)
569	AA126989	MYH11	myosin, heavy polypeptide 11, smooth muscle
570	AI668906	TAGLN	transgelin
571	AA398400	CNN1	calponin 1, basic, smooth muscle
572	AA477400	TPM2	tropomyosin 2 (beta)

order	Acc no.	Symbol	Name
573	AA877166	MYL9	myosin, light polypeptide 9, regulatory
574	AI935290	CSRP1	cysteine and glycine-rich protein 1
575	N75064		Homo sapiens clone 24411 mRNA sequence
576	AA463926	PPP1R12B	protein phosphatase 1, regulatory (inhibitor) subunit 12B
577	AA449234		Data not found
578	AA424824	DSTN	destrin (actin depolymerizing factor)
579	AA045508	CAP2	adenylyl cyclase-associated protein 2
580	W58092	TPM1	tropomyosin 1 (alpha)
581	R43778	APEG1	nuclear protein, marker for differentiated aortic smooth muscle and down-regulated with vascular injury
582	AA029299	KCNMB1	potassium large conductance calcium-activated channel, subfamily M, beta member 1
583	AA148200	ILK	integrin-linked kinase
584	R60014	DKFZP761N09121	hypothetical protein DKFZp761N09121
585	T59658	CMG2	capillary morphogenesis protein 2
586	AI417539	ZAK	sterile alpha motif and leucine zipper containing kinase AZK
587	AA996131	SH3BGRL	SH3 domain binding glutamic acid-rich protein like
588	H57494	H11	protein kinase H11
589	AA704226	TNS	tensin
590	AA169798	BPHL	biphenyl hydrolase-like (serine hydrolase; breast epithelial mucin-associated antigen)
591	AA620433	DPYSL3	dihydropyrimidinase-like 3
592	AI989344	PDZ-73/NY-CO-38	PDZ-73 protein
593	AA432084	RAB31	RAB31, member RAS oncogene family
594	T96083	RAB31	RAB31, member RAS oncogene family
595	H24329	GUCY1A3	guanylate cyclase 1, soluble, alpha 3
596	R76394	SPUVE	protease, serine, 23
597	AA134570	RAB23	RAB23, member RAS oncogene family
598	H68922	ITGA1	integrin, alpha 1
599	W67174	ITGB1	integrin, beta 1 (fibronectin receptor, beta polypeptide, antigen CD29 includes MDF2, MSK12)
600	X76316		Data not found
601	N95371	SLMAP	sarcolemma associated protein
602	AA779225	CACNA1H	calcium channel, voltage-dependent, alpha 1H subunit
603	R80235	MDM2	Mdm2, transformed 3T3 cell double minute 2, p53 binding protein (mouse)
604	AA676738	FBXL7	F-box and leucine-rich repeat protein 7
605	AA055979	ITGA7	integrin, alpha 7
606	W70230	LOC51226	COPZ2 for nonclathrin coat protein zeta-COP
607	D50840	UGCG	UDP-glucose ceramide glucosyltransferase
608	R62612	FN1	fibronectin 1
609	AA669126	PPP1R12A	protein phosphatase 1, regulatory (inhibitor) subunit 12A
610	AA620859	SSPN	sarcospan (Kras oncogene-associated gene)
611	AA996024	HDAC4	histone deacetylase 4
612	T99158	MGC22014	hypothetical protein MGC22014
613	N78927	MYL2	myosin, light polypeptide 2, regulatory, cardiac, slow
614	AA634261	CLIC4	chloride intracellular channel 4
615	W67200	RBPMS	RNA-binding protein gene with multiple splicing
616	AA432066	SGCE	sarcoglycan, epsilon

order	Acc no.	Symbol	Name
617	AA872125	COX7A1	cytochrome c oxidase subunit VIIa polypeptide 1 (muscle)
618	AW025698	LTBP1	latent transforming growth factor beta binding protein 1
619	AI927284	LGALS1	lectin, galactoside-binding, soluble, 1 (galectin 1)
620	NM_005086	SSPN	sarcospan (Kras oncogene-associated gene)
621	N93024	ATP2B4	ATPase, Ca++ transporting, plasma membrane 4
622	AA411679	GYG	glycogenin
623	AA778198	PBX3	pre-B-cell leukemia transcription factor 3
624	AA443688	GCH1	GTP cyclohydrolase 1 (dopa-responsive dystonia)
625	H12105		Homo sapiens clone 24672 mRNA sequence
626	AA196000	ACTN3	actinin, alpha 3
627	R59212	MN1	meningioma (disrupted in balanced translocation) 1
628	AA427561		Data not found
629	AA676471	EIF3S9	eukaryotic translation initiation factor 3, subunit 9 (eta, 116kD)
630	N98485	FOXF2	forkhead box F2
631	AA486278	CRTAP	cartilage associated protein
632	AA486556	CD81	CD81 antigen (target of antiproliferative antibody 1)
633	AA040703	PFN2	profilin 2
634	AA453776	ADH5	alcohol dehydrogenase 5 (class III), chi polypeptide
635	AA278402	MACF1	microtubule-actin crosslinking factor 1
636	AA996230	ING3	inhibitor of growth family, member 3
637	H15085	ARF4L	ADP-ribosylation factor 4-like
638	AA029940	MPDZ	multiple PDZ domain protein
639	T47454		ESTs, Weakly similar to ubiquitous TPR motif, Y isoform [Homo sapiens] [H.sapiens]
640	AA449704	HOXA4	homeo box A4
641	T70892	AUTL2	AUT-like 2, cysteine endopeptidase (S. cerevisiae)
642	R62817	EPB72	erythrocyte membrane protein band 7.2 (stomatin)
643	T40715	RB1CC1	RB1-inducible coiled-coil 1
644	R48232	PKD2	polycystic kidney disease 2 (autosomal dominant)
645	AA142966	KIAA0438	KIAA0438 gene product
646	AA283629	SEPW1	selenoprotein W, 1
647	AA460438	FHL3	four and a half LIM domains 3
648	AA398306	DKFZP586P0123	DKFZP586P0123 protein
649	AA894855	LOC51029	CGI-146 protein
650	R26732	PMP22	peripheral myelin protein 22
651	N69049		Data not found
652	R93551	ALDH1B1	aldehyde dehydrogenase 1 family, member B1
653	AA460975	SCRG1	scrapie responsive protein 1
654	W03787	KIAA1856	KIAA1856 protein
655	H64346	SDC2	syndecan 2 (heparan sulfate proteoglycan 1, cell surface-associated, fibroglycan)
656	AA418036	GLI3	GLI-Kruppel family member GLI3 (Greig cephalopolysyndactyly syndrome)
657	H10397	MGC13033	hypothetical protein MGC13033
658	AA417274	FSTL3	follistatin-like 3 (secreted glycoprotein)
659	N64801		Homo sapiens mRNA full length insert cDNA clone EUROIMAGE 994846
660	AA464935	TRIM2	tripartite motif-containing 2

order	Acc no.	Symbol	Name
661	AA481507	SACS	spastic ataxia of Charlevoix-Saguenay (sacsin)
662	AA428163	BRD3	bromodomain containing 3
663	W96197	DPP6	dipeptidylpeptidase VI
664	AL031177		Data not found
665	AA284329	GPM6B	glycoprotein M6B
666	AA055163	CASQ2	calsequestrin 2 (cardiac muscle)
667	R98407		Homo sapiens mRNA; cDNA DKFZp586J2118 (from clone DKFZp586J2118)
668	AA457140	DKFZp566O084	DKFZP566O084 protein
669	AA047570	MGC12837	hypothetical protein MGC12837
670	AA425321	SALL2	sal-like 2 (Drosophila)
671	AA195047	DMPK	dystrophia myotonica-protein kinase
672	M59907	CD63	CD63 antigen (melanoma 1 antigen)
673	AA485431	GNA12	guanine nucleotide binding protein (G protein) alpha 12
674	AA403035	TFE3	transcription factor binding to IGHM enhancer 3
675	N58145	LHFP	lipoma HMGIC fusion partner
676	W92134	SPINK5	serine protease inhibitor, Kazal type, 5
677	R41498	TA-LRRP	T-cell activation leucine repeat-rich protein
678	R46806	FEM1B	fem-1 homolog b (C. elegans)
679	AI356709	D2S448	Melanoma associated gene
680	H29322	CAMK1	calcium/calmodulin-dependent protein kinase I
681	AI765270	MRAS	muscle RAS oncogene homolog
682	N59851	WASF1	WAS protein family, member 1
683	H20758	FEZ1	fasciculation and elongation protein zeta 1 (zygin I)
684	AA670438	UCHL1	ubiquitin carboxyl-terminal esterase L1 (ubiquitin thiolesterase)
685	AA036975	AOC3	amine oxidase, copper containing 3 (vascular adhesion protein 1)
686	R25074	KIAA1276	KIAA1276 protein
687	AI674081	KIAA0408	KIAA0408 gene product
688	AA490925	EPM2A	epilepsy, progressive myoclonus type 2, Lafora disease (laforin)
689	AW055062	PLA2G4C	phospholipase A2, group IVC (cytosolic, calcium-independent)
690	AA451895	ANXA5	annexin A5
691	AA970731	BCKDK	branched chain alpha-ketoacid dehydrogenase kinase
692	AA953975	NFKBIE	nuclear factor of kappa light polypeptide gene enhancer in B-cells inhibitor, epsilon
693	AA953747	PLS3	plastin 3 (T isoform)
694	AA970526	C11orf13	chromosome 11 open reading frame 13
695	W15521	LAP1B	DKFZP586G011 protein
696	AI140795	OAZ	OLF-1/EBF associated zinc finger gene
697	AA426312	MEOX1	mesenchyme homeo box 1
698	AA991578	VMD2	vitelliform macular dystrophy (Best disease, bestrophin)
699	AA708619	CSR1	CSR1 protein
700	AA406613	RAGA	Ras-related GTP-binding protein
701	H17020	KIAA0423	KIAA0423 protein
702	AA485743	C9orf3	chromosome 9 open reading frame 3
703	AA450009	EDNRA	endothelin receptor type A
704	N34513	DCAMKL1	doublecortin and CaM kinase-like 1

order	Acc no.	Symbol	Name
705	T99336	KIAA1052	KIAA1052 protein
706	AA482067	RARRES2	retinoic acid receptor responder (tazarotene induced) 2
707	R76690	PLCG1	phospholipase C, gamma 1 (formerly subtype 148)
708	H11042	FUSIP1	FUS interacting protein (serine-arginine rich) 1
709	AA485428	KIAA0620	KIAA0620 protein
710	N29545	C20orf155	chromosome 20 open reading frame 155
711	AI349234	LOC51063	hypothetical protein LOC51063
712	AA481418	NOTCH3	Notch homolog 3 (Drosophila)
713	AA432062	TIE	tyrosine kinase with immunoglobulin and epidermal growth factor homology domains
714	AA485883	VWF	von Willebrand factor
715	H02884	CDH5	cadherin 5, type 2, VE-cadherin (vascular epithelium)
716	R22412	PECAM1	platelet/endothelial cell adhesion molecule (CD31 antigen)
717	AA447115	SDF1	stromal cell-derived factor 1
718	T60082	CGBP	CpG binding protein
719	AA284954	CSF1R	colony stimulating factor 1 receptor, formerly McDonough feline sarcoma viral (v-fms) oncogene homolog
720	AI360371	LRP3	low density lipoprotein receptor-related protein 3
721	AI360366	PRCP	prolylcarboxypeptidase (angiotensinase C)
722	AA485362	GPX1	glutathione peroxidase 1
723	H71857		Homo sapiens cDNA: FLJ22256 fis, clone HRC02860
724	AA487274	LOC51339	heptacellular carcinoma novel gene-3 protein
725	T71363	SDS	serine dehydratase
726	AI142842	ERG	v-ets erythroblastosis virus E26 oncogene like (avian)
727	H07899	VEGFC	vascular endothelial growth factor C
728	AA456147	GTF3A	general transcription factor IIIA
729	AA864226	ST7	suppression of tumorigenicity 7
730	AI161252	EDG2	endothelial differentiation, lysophosphatidic acid G-protein-coupled receptor, 2
731	N92993	WNT11	wingless-type MMTV integration site family, member 11
732	NM_003012	SFRP1	secreted frizzled-related protein 1
733	H72028	GSN	gelsolin (amyloidosis, Finnish type)
734	AA478724	IGFBP6	insulin-like growth factor binding protein 6
735	R48303	DPT	dermatopontin
736	U37283	MAGP2	Microfibril-associated glycoprotein-2
737	AA056013	MAGP2	Microfibril-associated glycoprotein-2
738	AI343711	AOX1	aldehyde oxidase 1
739	AI669507	HF1	H factor 1 (complement)
740	AA703392	HFL1	H factor (complement)-like 1
741	AA703652	SLIT3	slit homolog 3 (Drosophila)
742	AA457238	CAPN6	calpain 6
743	N79778	ECM2	extracellular matrix protein 2, female organ and adipocyte specific
744	AA453813	SIAT4C	sialyltransferase 4C (beta-galactosidase alpha-2,3-sialytransferase)
745	H50130	GEMIN5	gemin 5
746	N67573	POH1	26S proteasome-associated pad1 homolog
747	AI028290	TULP3	tubby like protein 3
748	AA496032	PYGM	phosphorylase, glycogen; muscle (McArdle syndrome, glycogen storage disease type V)

order	Acc no.	Symbol	Name
749	R94153	ITPKB	inositol 1,4,5-trisphosphate 3-kinase B
750	W69790	DOC1	downregulated in ovarian cancer 1
751	AA489633	C18orf1	chromosome 18 open reading frame 1
752	AI497757	TU12B1-TY	TU12B1-TY protein
753	R55965	LSAMP	limbic system-associated membrane protein
754	AA403031	PBX1	pre-B-cell leukemia transcription factor 1
755	AA443127		Homo sapiens, clone IMAGE:3028427, mRNA, partial cds
756	AA490011	LTBP1	latent transforming growth factor beta binding protein 1
757	T60063		Homo sapiens clone 24421 mRNA sequence
758	AA425398	HABP4	hyaluronan binding protein 4
759	AA406285	DRAP1	DR1-associated protein 1 (negative cofactor 2 alpha)
760	AA458868	RSN	restin (Reed-Steinberg cell-expressed intermediate filament-associated protein)
761	AA400893	PDE1A	phosphodiesterase 1A, calmodulin-dependent
762	AA670387	MECP2	methyl CpG binding protein 2 (Rett syndrome)
763	R09729	SDPR	serum deprivation response (phosphatidylserine binding protein)
764	W74533	LPHH1	latrophilin
765	R34205	FLJ10357	hypothetical protein FLJ10357
766	AA136882	ACVR1	activin A receptor, type I
767	AA703449	SOX4	SRY (sex determining region Y)-box 4
768	R54807	SGCB	sarcoglycan, beta (43kD dystrophin-associated glycoprotein)
769	AI380217	MT-ACT48	Mitochondrial Acyl-CoA Thioesterase
770	AA398011	TCTE1L	t-complex-associated-testis-expressed 1-like
771	AA399410	STAT3	signal transducer and activator of transcription 3 (acute-phase response factor)
772	N79030	KIAA0111	KIAA0111 gene product
773	AA496879	RNPS1	RNA binding protein S1, serine-rich domain
774	AA707473	KIAA0923	KIAA0923 protein
775	AA460542	MAP1A/1BLC3	microtubule-associated proteins 1A/1B light chain 3
776	N34055	IL14	interleukin 14
777	AA625758	CSNK1A1	casein kinase 1, alpha 1
778	AA599122		Homo sapiens mRNA; cDNA DKFZp564A026 (from clone DKFZp564A026)
779	AA428335	PPP1R2	protein phosphatase 1, regulatory (inhibitor) subunit 2
780	AA457566	MGC3165	similar to H2A histone family, member A (H. sapiens)
781	AA598468	SMARCA5	SWI/SNF related, matrix associated, actin dependent regulator of chromatin, subfamily a, member 5
782	AA100612	RRS1	homolog of yeast ribosome biogenesis regulatory protein RRS1
783	R39111	EGR3	early growth response 3
784	AA425853	SFPQ	splicing factor proline/glutamine rich (polypyrimidine tract binding protein associated)
785	AA074613	CDR2	cerebellar degeneration-related protein (62kD)
786	T97593	HNRPU	heterogeneous nuclear ribonucleoprotein U (scaffold attachment factor A)
787	W72322	ELAVL1	ELAV (embryonic lethal, abnormal vision, Drosophila)-like 1 (Hu antigen R)
788	AA772816	HSU15552	acidic 82 kDa protein mRNA
789	AI630998		Homo sapiens, clone MGC:5564, mRNA, complete cds
790	AA136529	TES	testis derived transcript (3 LIM domains)
791	AA962613	WDR18	WD repeat domain 18
792	R08935	DDX18	DEAD/H (Asp-Glu-Ala-Asp/His) box polypeptide 18 (Myc-regulated)

order	Acc no.	Symbol	Name
793	W72748	GBP2	guanylate binding protein 2, interferon-inducible
794	AA155671	UST	uronyl-2-sulfotransferase
795	AA488168	DCTN1	dynactin 1 (p150, glued homolog, Drosophila)
796	AA455955	PCSK7	proprotein convertase subtilisin/kexin type 7
797	AA055971	SUN1	Sad1 unc-84 domain protein 1
798	AA704471	ADCY9	adenylate cyclase 9
799	R91539	P2Y5	purinergic receptor (family A group 5)
800	N90783	P2Y5	purinergic receptor (family A group 5)
801	AA454170	CD209	CD209 antigen
802	AA521350	Sep-15	15 kDa selenoprotein
803	AA463480	DUSP11	dual specificity phosphatase 11 (RNA/RNP complex 1-interacting)
804	AA449490	DKFZP564O0423	DKFZP564O0423 protein
805	H15446	ANXA7	annexin A7
806	AA057378	RAB32	RAB32, member RAS oncogene family
807	AI280245	KIAA1719	KIAA1719 protein
808	AA457025	MGC2721	hypothetical protein MGC2721
809	N77931	NAGLU	N-acetylglucosaminidase, alpha- (Sanfilippo disease IIIB)
810	AA128162	MS4A4A	membrane-spanning 4-domains, subfamily A, member 4
811	AA449742	F13A1	coagulation factor XIII, A1 polypeptide
812	AA282906	CD44	CD44 antigen (homing function and Indian blood group system)
813	AA453816	FOLR2	folate receptor 2 (fetal)
814	AA045192	RB1	retinoblastoma 1 (including osteosarcoma)
815	AA664155	ASAH	N-acylsphingosine amidohydrolase (acid ceramidase)
816	AA029934	ITGAV	integrin, alpha V (vitronectin receptor, alpha polypeptide, antigen CD51)
817	AA456093		ESTs
818	N32768	PSG3	pregnancy specific beta-1-glycoprotein 3
819	AA404327	MAPK14	mitogen-activated protein kinase 14
820	AA490922	LOC130617	hypothetical protein BC018415
821	T72202	STAT6	signal transducer and activator of transcription 6, interleukin-4 induced
822	T71551	STX7	syntaxin 7
823	N62514	BNIP2	BCL2/adenovirus E1B 19kD interacting protein 2
824	AA441930	PICALM	phosphatidylinositol binding clathrin assembly protein
825	AA953357	ZAP128	peroxisomal long-chain acyl-coA thioesterase
826	AA427934	ARHGAP1	Rho GTPase activating protein 1
827	AA443118	CD151	CD151 antigen
828	W52803	FTS	fused toes homolog (mouse)
829	T88721	EMP2	epithelial membrane protein 2
830	R06254	TPD52L2	tumor protein D52-like 2
831	AA454609	FOXJ1	forkhead box J1
832	AI337373		Homo sapiens, Similar to RIKEN cDNA 3321402G02 gene, clone MGC:23929 IMAGE:4807540, mRNA, comple
833	AA448289	D123	D123 gene product
834	AA456160	FGFR2	fibroblast growth factor receptor 2 (bacteria-expressed kinase, keratinocyte growth factor receptor, craniofacial d
835	AA443093	FGFR2	fibroblast growth factor receptor 2 (bacteria-expressed kinase, keratinocyte growth factor receptor, craniofacial d
836	AI814383	CTSL2	cathepsin L2

order	Acc no.	Symbol	Name
837	AA428170	DPYD	dihydropyrimidine dehydrogenase
838	AA485427	CRIP2	cysteine-rich protein 2
839	AA994689	NPR2	natriuretic peptide receptor B/guanylate cyclase B (atrionatriuretic peptide receptor B)
840	R66101	NRN1	neuritin 1
841	R38398		Homo sapiens clone 23758 mRNA sequence
842	AA457038	ICAP-1A	integrin cytoplasmic domain-associated protein 1
843	N95462	ABCF2	ATP-binding cassette, sub-family F (GCN20), member 2
844	AI015999	CHC1L	chromosome condensation 1-like
845	H23979	MOX2	antigen identified by monoclonal antibody MRC OX-2
846	AI817416	GNAT2	guanine nucleotide binding protein (G protein), alpha transducing activity polypeptide 2
847	AA496930	RECK	reversion-inducing-cysteine-rich protein with kazal motifs
848	AA150918		Data not found
849	H13424	N33	Putative prostate cancer tumor suppressor
850	AI025015	NEDD5	neural precursor cell expressed, developmentally down-regulated 5
851	AA457474	RAMP2	receptor (calcitonin) activity modifying protein 2
852	AA778346	HRMT1L1	HMT1 hnRNP methyltransferase-like 1 (S. cerevisiae)
853	AA446027	EGR2	early growth response 2 (Krox-20 homolog, Drosophila)
854	AA478480	TCEAL1	transcription elongation factor A (SII)-like 1
855	H05445	GAP43	growth associated protein 43
856	AI190537	BLu	BLu protein
857	H17883	KAL1	Kallmann syndrome 1 sequence
858	N91952		Data not found
859	W84445	RRAD	Ras-related associated with diabetes
860	AA487066	LOC51705	endomucin-2
861	AA757351	CALCRL	calcitonin receptor-like
862	W92603	CTSG	cathepsin G
863	AI457695	KIAA0507	KIAA0507 protein
864	AA173972	SNAPAP	SNARE associated protein snapin
865	AA488175	FLOT1	flotillin 1
866	AA625806	NINJ1	ninjurin 1
867	AA482251	PIP5K1C	phosphatidylinositol-4-phosphate 5-kinase, type I, gamma
868	W51795	HSPB2	heat shock 27kD protein 2
869	N50959	AOC2	amine oxidase, copper containing 2 (retina-specific)
870	AA424045	S100B	S100 calcium binding protein, beta (neural)
871	H86554	CP	ceruloplasmin (ferroxidase)
872	AA504265	LIMS1	LIM and senescent cell antigen-like domains 1
873	W84789	PAPPA	pregnancy-associated plasma protein A
874	AA708161	RBMS2	RNA binding motif, single stranded interacting protein 2
875	AA912448	ELK3	ELK3, ETS-domain protein (SRF accessory protein 2)
876	N64194	CENTD1	centaurin, delta 1
877	AA700048	C22orf19	chromosome 22 open reading frame 19

order	Acc no.	Symbol	Name
1	AI095488	DKFZP564	hypothetical protein DKFZp564F013
2	AA463450	NBS1	Nijmegen breakage syndrome 1 (nibrin)
3	W49672	WNT5A	wingless-type MMTV integration site family, member 5A
4	W93040		ESTs
5	N74911	POLE3	polymerase (DNA directed), epsilon 3 (p17 subunit)
6	AA211496	HERC1	hect (homologous to the E6-AP (UBE3A) carboxyl terminus) domain and RCC1 (CHC1)-like domain (RLD) 1
7	AA873599	IDS	iduronate 2-sulfatase (Hunter syndrome)
8	N21334	ABI-2	abl-interactor 2

order	Acc	Symbol	Name
1	N74956	POLR2B	polymerase (RNA) II (DNA directed) polypeptide B (140kD)
2	AA122287	GARP	glycoprotein A repetitions predominant
3	T63511		Data not found
4	AA449715	SRPX	sushi-repeat-containing protein, X chromosome
5	AA875933	EFEMP1	EGF-containing fibulin-like extracellular matrix protein 1
6	H17615	FBLN5	fibulin 5
7	AA086038	PLA2R1	phospholipase A2 receptor 1, 180kD
8	AA099153	TIMP3	tissue inhibitor of metalloproteinase 3 (Sorsby fundus dystrophy, pseudoinflammatory)
9	AA452840	FBLN2	fibulin 2
10	AA999901	GNG11	guanine nucleotide binding protein 11
11	AA434387	CD34	CD34 antigen
12	AA446259	PTPN12	protein tyrosine phosphatase, non-receptor type 12
13	T74819	KIAA0062	KIAA0062 protein
14	AA490477		Homo sapiens cDNA: FLJ23324 fis, clone HEP12482, highly similar to HUMMYOHCB Human nonmuscle myosin heavy chain-B (MYH10
15	N27159	INHBA	inhibin, beta A (activin A, activin AB alpha polypeptide)
16	AA663309		ESTs
17	AA427725	CPZ	carboxypeptidase Z
18	W67243	HYPH	Huntingtin interacting protein H
19	AA293653	PEA15	phosphoprotein enriched in astrocytes 15
20	AF060494		Data not found
21	H62387	ISLR	immunoglobulin superfamily containing leucine-rich repeat
22	N81029	COL18A1	collagen, type XVIII, alpha 1
23	AA455157	COL15A1	collagen, type XV, alpha 1
24	AA150402	COL4A1	collagen, type IV, alpha 1
25	AA425450	GPNMB	glycoprotein (transmembrane) nmb
26	AI653116	KIAA1077	sulfatase FP
27	AA496988	LOC51313	AD021 protein
28	AA481438	SERPING1	serine (or cysteine) proteinase inhibitor, clade G (C1 inhibitor), member 1, (angioedema, hereditary)
29	T69603	C1R	complement component 1, r subcomponent
30	T62048	C1S	complement component 1, s subcomponent
31	AA775447	A2M	alpha-2-macroglobulin
32	AA045282		Homo sapiens mRNA; cDNA DKFZp564O0862 (from clone DKFZp564O0862)
33	AA487193	SFRP4	secreted frizzled-related protein 4
34	R75635	COL5A1	collagen, type V, alpha 1
35	AA136983	CDH11	cadherin 11, type 2, OB-cadherin (osteoblast)
36	R36989	E2IG4	hypothetical protein, estradiol-induced
37	AI684973	SPON2	spondin 2, extracellular matrix protein
38	R56211	PDGFRB	platelet-derived growth factor receptor, beta polypeptide
39	EW74		Data not found
40	N67487	MFAP2	microfibrillar-associated protein 2
41	AA496283	THY1	Thy-1 cell surface antigen
42	AA447781	LUM	lumican
43	H95960	SPARC	secreted protein, acidic, cysteine-rich (osteonectin)
44	AA683077	MAPK1	mitogen-activated protein kinase 1

order	Acc	Symbol	Name
45	AA490172	RBBP1	retinoblastoma binding protein 1
46	NM_000090	COL3A1	collagen, type III, alpha 1 (Ehlers-Danlos syndrome type IV, autosomal dominant)
47	T98612	COL3A1	collagen, type III, alpha 1 (Ehlers-Danlos syndrome type IV, autosomal dominant)
48	R62603	COL6A3	collagen, type VI, alpha 3
49	N51018	BGN	biglycan
50	H96738	CDH11	cadherin 11, type 2, OB-cadherin (osteoblast)
51	H38240	THBS2	thrombospondin 2
52	T53298	IGFBP7	insulin-like growth factor binding protein 7
53	AA936799	MMP2	matrix metalloproteinase 2 (gelatinase A, 72kD gelatinase, 72kD type IV collagenase)
54	AA418674	FBN1	fibrillin 1 (Marfan syndrome)
55	R00859	CTSK	cathepsin K (pycnodysostosis)
56	AA670200	PCOLCE	procollagen C-endopeptidase enhancer
57	AA291259	GPCR1	putative G protein-coupled receptor
58	AA487460	DPYSL2	dihydropyrimidinase-like 2
59	AA134871	FBLN1	fibulin 1
60	AA045327	OGN	osteoglycin (osteoinductive factor, mimecan)
61	AA486280	TIMP2	tissue inhibitor of metalloproteinase 2
62	AA496022	MFAP4	microfibrillar-associated protein 4
63	H64138		Data not found
64	AA459308		ESTs, Moderately similar to ELS_HUMAN Elastin precursor (Tropoelastin) [H.sapiens]
65	M59906	TIMP1	tissue inhibitor of metalloproteinase 1 (erythroid potentiating activity, collagenase inhibitor)
66	AF188298	DAB2	disabled homolog 2, mitogen-responsive phosphoprotein (Drosophila)
67	AA448656	DAB2	disabled homolog 2, mitogen-responsive phosphoprotein (Drosophila)
68	R53455	CPVL	carboxypeptidase, vitellogenic-like
69	AA405569	FAP	fibroblast activation protein, alpha
70	AA423957	THBS4	thrombospondin 4
71	N52533		Data not found
72	AA101875	CSPG2	chondroitin sulfate proteoglycan 2 (versican)
73	R71093	SERPINH2	serine (or cysteine) proteinase inhibitor, clade H (heat shock protein 47), member 2
74	AA887201	C13orf1	chromosome 13 open reading frame 1
75	AI041650	CKTSF1B1	cysteine knot superfamily 1, BMP antagonist 1
76	AI126362	CHM	choroideremia (Rab escort protein 1)
77	AA455910	F2R	coagulation factor II (thrombin) receptor
78	AA405804		Data not found
79	N57754	SERPINE2	serine (or cysteine) proteinase inhibitor, clade E (nexin, plasminogen activator inhibitor type 1), member 2
80	R95691	SERPINE2	serine (or cysteine) proteinase inhibitor, clade E (nexin, plasminogen activator inhibitor type 1), member 2
81	AA479199	NID2	nidogen 2
82	AA009609	FGF7	fibroblast growth factor 7 (keratinocyte growth factor)
83	AA100696	TM4SF7	transmembrane 4 superfamily member 7
84	AA449738	EPB41L2	erythrocyte membrane protein band 4.1-like 2
85	AA872420	COL8A1	collagen, type VIII, alpha 1
86	AA521292	ABCA1	ATP-binding cassette, sub-family A (ABC1), member 1
87	AA455235	ALDH1A3	aldehyde dehydrogenase 1 family, member A3
88	W73874	CTSL	cathepsin L

order	Acc	Symbol	Name
1	H10342	SULT4A1	sulfotransferase family 4A, member 1
2	T61866	RANBP7	RAN binding protein 7
3	T68440	GNE	UDP-N-acetylglucosamine-2-epimerase/N-acetylmannosamine kinase
4	AA487973	SRF	serum response factor (c-fos serum response element-binding transcription factor)
5	R55303	NGFR	nerve growth factor receptor (TNFR superfamily, member 16)
6	AI183964	HSU47926	hypothetical protein B
7	AI310142	DYSF	dysferlin, limb girdle muscular dystrophy 2B (autosomal recessive)
8	AA757464	DNAJC8	DnaJ (Hsp40) homolog, subfamily C, member 8
9	AI334917	RIL	LIM domain protein
10	H82273	FEM1B	fem-1 homolog b (C. elegans)
11	N74623	IGF2	insulin-like growth factor 2 (somatomedin A)
12	H59614		Homo sapiens cDNA: FLJ22066 fis, clone HEP10611
13	AA701277	TLN1	talin 1
14	AA700811	CA14	carbonic anhydrase XIV
15	AA046525	COL6A1	collagen, type VI, alpha 1
16	R59164	PPP2R5A	protein phosphatase 2, regulatory subunit B (B56), alpha isoform
17	R41787	CDH13	cadherin 13, H-cadherin (heart)
18	N54596	IGF2	insulin-like growth factor 2 (somatomedin A)
19	H09111	13CDNA73	hypothetical protein CG003
20	R45941	PTPRN	protein tyrosine phosphatase, receptor type, N
21	R59165		Data not found
22	AA598926		Data not found
23	R05278	GALGT	UDP-N-acetyl-alpha-D-galactosamine:(N-acetylneuraminyl)-galactosylglucosylceramide N-acetylgalactosaminyltransferase (GalNAc-T)
24	AA775279	NBEA	neurobeachin
25	AA453591	RNAC	RNA cyclase homolog
26	H50724		Homo sapiens, Similar to RIKEN cDNA 2410127L17 gene, clone MGC:24721 IMAGE:4278547, mRNA, complete cds
27	AA488191	C20orf92	chromosome 20 open reading frame 92
28	H23426		Data not found
29	R16231		Homo sapiens clone 23950 mRNA sequence
30	AA459987		Homo sapiens mRNA; cDNA DKFZp434M162 (from clone DKFZp434M162)
31	AA156802	LAMB2	laminin, beta 2 (laminin S)
32	AA099169	PFKM	phosphofructokinase, muscle
33	AA431438	ESDN	endothelial and smooth muscle cell-derived neuropilin-like protein
34	AA410396	KIAA0887	KIAA0887 protein
35	AA456850	ACTR1A	ARP1 actin-related protein 1 homolog A, centractin alpha (yeast)
36	AA680398	BRPF1	bromodomain and PHD finger containing, 1
37	AA779212	ABCC6	ATP-binding cassette, sub-family C (CFTR/MRP), member 6
38	AA424938		Homo sapiens cDNA FLJ30869 fis, clone FEBRA2004224
39	AA148641	MEIS2	Meis1, myeloid ecotropic viral integration site 1 homolog 2 (mouse)
40	R53911	WFS1	Wolfram syndrome 1 (wolframin)
41	AA424695	ITGA3	integrin, alpha 3 (antigen CD49C, alpha 3 subunit of VLA-3 receptor)
42	AA451903	RBM9	RNA binding motif protein 9
43	H39192	MAPK7	mitogen-activated protein kinase 7
44	AA865557	ITGA9	integrin, alpha 9

order	Acc	Symbol	Name
45	AA418750	CL683	weakly similar to glutathione peroxidase 2
46	R56096	WASF1	WAS protein family, member 1
47	AA598668	CHN1	chimerin (chimaerin) 1
48	T57920		Homo sapiens mRNA from chromosome 5q31-33 region
49	AI979199	MRG15	MORF-related gene 15
50	AA425947	DKK3	dickkopf homolog 3 (Xenopus laevis)
51	AA412266	LOC56270	hypothetical protein 628
52	W72596	CXX1	CAAX box 1
53	AA664127	FZD1	frizzled homolog 1 (Drosophila)
54	N70776	FZD1	frizzled homolog 1 (Drosophila)
55	T77840	DLG5	discs, large (Drosophila) homolog 5
56	AA478949	DLG5	discs, large (Drosophila) homolog 5
57	AI360217	LOC51308	SGC32445 protein
58	AA036956	KCNJ8	potassium inwardly-rectifying channel, subfamily J, member 8
59	AA398289		Homo sapiens clone 23741 mRNA sequence
60	AA192419	BLVRA	biliverdin reductase A
61	AA453584		Homo sapiens cDNA FLJ25157 fis, clone CBR08008, highly similar to UBIQUITIN-CONJUGATING ENZYME E2-23 KDA (EC 6.3.2.19)
62	N59335	PTBP2	polypyrimidine tract binding protein 2
63	N72193	CETN2	centrin, EF-hand protein, 2
64	AA476241	PLOD	procollagen-lysine, 2-oxoglutarate 5-dioxygenase (lysine hydroxylase, Ehlers-Danlos syndrome type VI)
65	AA234897	MEF2C	MADS box transcription enhancer factor 2, polypeptide C (myocyte enhancer factor 2C)
66	R97066	TGM2	transglutaminase 2 (C polypeptide, protein-glutamine-gamma-glutamyltransferase)
67	R56082	SV2B	synaptic vesicle protein 2B homolog
68	AA954482	SSX1	synovial sarcoma, X breakpoint 1
69	N74650	FTCD	formiminotransferase cyclodeaminase
70	H97343	PP1628	hypothetical protein PP1628
71	AA459363	RNPC1	RNA-binding region (RNP1, RRM) containing 1
72	AW009739	STAT5A	signal transducer and activator of transcription 5A
73	W87810	KIAA1036	KIAA1036 protein
74	AA669136	TCF4	transcription factor 4
75	W73810	EMP3	epithelial membrane protein 3
76	AA923552	GALNAC4S	B cell RAG associated protein
77	AA919020	TKTL1	transketolase-like 1
78	AA927372	LCP2	lymphocyte cytosolic protein 2 (SH2 domain-containing leukocyte protein of 76kD)
79	AA779727	ADAM19	a disintegrin and metalloproteinase domain 19 (meltrin beta)
80	N58511	CCNI	cyclin I
81	N74662	MRPL43	mitochondrial ribosomal protein L43
82	AA449835	EPB42	erythrocyte membrane protein band 4.2
83	AW665258	GYPC	glycophorin C (Gerbich blood group)
84	NM_00210	GYPC	glycophorin C (Gerbich blood group)
85	AA071330	GNAI2	guanine nucleotide binding protein (G protein), alpha inhibiting activity polypeptide 2
86	AA872001	ANXA6	annexin A6
87	H56349	FGL2	fibrinogen-like 2
88	AA283090	CD44	CD44 antigen (homing function and Indian blood group system)

order	Acc	Symbol	Name
89	AA490920	MHC2TA	MHC class II transactivator
90	AA634006	ACTA2	actin, alpha 2, smooth muscle, aorta
91	H14810		Homo sapiens mRNA; cDNA DKFZp434G012 (from clone DKFZp434G012)
92	N31587	RBMS1	RNA binding motif, single stranded interacting protein 1
93	AA669603	VATI	vesicle amine transport protein 1
94	AA235332	RSU1	Ras suppressor protein 1
95	AA001749	MAPRE1	microtubule-associated protein, RP/EB family, member 1
96	T52894	MLC1SA	myosin light chain 1 slow a
97	AA482117	RHEB2	Ras homolog enriched in brain 2
98	AA780815		Homo sapiens mRNA for FLJ00201 protein
99	AA481425		Homo sapiens mRNA from chromosome 5q21-22, clone:357Ex
100	R49671	TRIP10	thyroid hormone receptor interactor 10
101	H62473	TGFBR3	transforming growth factor, beta receptor III (betaglycan, 300kD)
102	AA074535	HPIP	hematopoietic PBX-interacting protein
103	AA001444	MEIS1	Meis1, myeloid ecotropic viral integration site 1 homolog (mouse)
104	AA431203	LOC13644	similar to MRJ gene for a member of the DNAJ protein family (H. sapiens)
105	AA700222	SCAM-1	vinexin beta (SH3-containing adaptor molecule-1)
106	AA706929	FEM-2	partner of PIX 2
107	AA489386	QKI	homolog of mouse quaking QKI (KH domain RNA binding protein)
108	AA448667	CBX1	chromobox homolog 1 (HP1 beta homolog Drosophila)
109	AA454990	BTBD3	BTB (POZ) domain containing 3
110	T70352		Homo sapiens, clone IMAGE:3140802, mRNA
111	AA460838	GTF2H3	general transcription factor IIH, polypeptide 3 (34kD subunit)
112	R35231	SPOP	speckle-type POZ protein
113	R35230	SPOP	speckle-type POZ protein
114	AI183841	PP3501	hypothetical protein PP3501
115	AA479270	KIAA1253	KIAA1253 protein
116	AA664020	DLC1	deleted in liver cancer 1
117	AA490911	MIC2L1	MIC2 like 1
118	T64216	NXN	nucleoredoxin 1
119	AA598796	TACC1	transforming, acidic coiled-coil containing protein 1
120	H22136	GUCY1A3	guanylate cyclase 1, soluble, alpha 3
121	AA448157	CYP1B1	cytochrome P450, subfamily I (dioxin-inducible), polypeptide 1 (glaucoma 3, primary infantile)
122	AA043228	CNN3	calponin 3, acidic
123	R89615	PCDHGC3	protocadherin gamma subfamily C, 3
124	AI199019		ESTs, Weakly similar to putative late embryogenesis abundant protein [Arabidopsis thaliana] [A.thaliana]
125	AA431435	C1orf15	chromosome 1 open reading frame 15
126	R76247		Homo sapiens clone 24771 mRNA sequence
127	AA443832	LOC64182	similar to rat myomegalin
128	AA025819	GAS1	growth arrest-specific 1
129	AA706301	HOXA5	homeo box A5
130	AA489331	ADARB1	adenosine deaminase, RNA-specific, B1 (RED1 homolog rat)
131	AA424743	ZFP36L1	zinc finger protein 36, C3H type-like 1
132	N62737	KIAA0626	KIAA0626 gene product

order	Acc	Symbol	Name
133	AA045548	AFAP	actin filament associated protein
134	R78586 | R78585		Data not found
135	T89391	CAV2	caveolin 2
136	T55337	LOC51119	CGI-97 protein
137	N70013	RP2	retinitis pigmentosa 2 (X-linked recessive)
138	AA279804	RAP1A	RAP1A, member of RAS oncogene family
139	AA427433	PPP2R1A	protein phosphatase 2 (formerly 2A), regulatory subunit A (PR 65), alpha isoform
140	AA431631	GATA4	GATA binding protein 4
141	H26176	FER1L3	fer-1-like 3, myoferlin (C. elegans)
142	AA412053	CD9	CD9 antigen (p24)
143	AA434397	ITGB5	integrin, beta 5
144	N90109	FLJ22678	hypothetical protein FLJ22678
145	AA775980		Homo sapiens clone 24912 mRNA sequence
146	R63407	PPP1CA	protein phosphatase 1, catalytic subunit, alpha isoform
147	AA071473	MATN2	matrilin 2
148	AA256502	PCSK5	proprotein convertase subtilisin/kexin type 5
149	T81764	CDC27	cell division cycle 27
150	N20796		Homo sapiens mRNA; cDNA DKFZp586B0918 (from clone DKFZp586B0918)
151	AA394127	NFATC4	nuclear factor of activated T-cells, cytoplasmic, calcineurin-dependent 4
152	AA774044	THBS3	thrombospondin 3
153	AA148213		Homo sapiens cDNA: FLJ21563 fis, clone COL06445
154	N74956	POLR2B	polymerase (RNA) II (DNA directed) polypeptide B (140kD)
155	AA122287	GARP	glycoprotein A repetitions predominant
156	T63511		Data not found
157	AA449715	SRPX	sushi-repeat-containing protein, X chromosome
158	AA875933	EFEMP1	EGF-containing fibulin-like extracellular matrix protein 1
159	H17615	FBLN5	fibulin 5
160	AA086038	PLA2R1	phospholipase A2 receptor 1, 180kD
161	AA099153	TIMP3	tissue inhibitor of metalloproteinase 3 (Sorsby fundus dystrophy, pseudoinflammatory)
162	AA452840	FBLN2	fibulin 2
163	AA999901	GNG11	guanine nucleotide binding protein 11
164	AA434387	CD34	CD34 antigen
165	AA446259	PTPN12	protein tyrosine phosphatase, non-receptor type 12
166	T74819	KIAA0062	KIAA0062 protein
167	AA490477		Homo sapiens cDNA: FLJ23324 fis, clone HEP12482, highly similar to HUMMYOHCB Human nonmuscle myosin heavy chain-B (MYH10) r
168	N27159	INHBA	inhibin, beta A (activin A, activin AB alpha polypeptide)
169	AA663309		ESTs
170	AA427725	CPZ	carboxypeptidase Z
171	W67243	HYPH	Huntingtin interacting protein H
172	AA293653	PEA15	phosphoprotein enriched in astrocytes 15
173	AF060494		Data not found
174	H62387	ISLR	immunoglobulin superfamily containing leucine-rich repeat
175	N81029	COL18A1	collagen, type XVIII, alpha 1
176	AA455157	COL15A1	collagen, type XV, alpha 1

order	Acc	Symbol	Name
177	AA150402	COL4A1	collagen, type IV, alpha 1
178	AA425450	GPNMB	glycoprotein (transmembrane) nmb
179	AI653116	KIAA1077	sulfatase FP
180	AA496988	LOC51313	AD021 protein
181	AA481438	SERPING1	serine (or cysteine) proteinase inhibitor, clade G (C1 inhibitor), member 1, (angioedema, hereditary)
182	T69603	C1R	complement component 1, r subcomponent
183	T62048	C1S	complement component 1, s subcomponent
184	AA775447	A2M	alpha-2-macroglobulin
185	AA045282		Homo sapiens mRNA; cDNA DKFZp564O0862 (from clone DKFZp564O0862)
186	AA487193	SFRP4	secreted frizzled-related protein 4
187	R75635	COL5A1	collagen, type V, alpha 1
188	AA136983	CDH11	cadherin 11, type 2, OB-cadherin (osteoblast)
189	R36989	E2IG4	hypothetical protein, estradiol-induced
190	AI684973	SPON2	spondin 2, extracellular matrix protein
191	R56211	PDGFRB	platelet-derived growth factor receptor, beta polypeptide
192	EW74		Data not found
193	N67487	MFAP2	microfibrillar-associated protein 2
194	AA496283	THY1	Thy-1 cell surface antigen
195	AA447781	LUM	lumican
196	H95960	SPARC	secreted protein, acidic, cysteine-rich (osteonectin)
197	AA683077	MAPK1	mitogen-activated protein kinase 1
198	AA490172	RBBP1	retinoblastoma binding protein 1
199	NM_00009	COL3A1	collagen, type III, alpha 1 (Ehlers-Danlos syndrome type IV, autosomal dominant)
200	T98612	COL3A1	collagen, type III, alpha 1 (Ehlers-Danlos syndrome type IV, autosomal dominant)
201	R62603	COL6A3	collagen, type VI, alpha 3
202	N51018	BGN	biglycan
203	H96738	CDH11	cadherin 11, type 2, OB-cadherin (osteoblast)
204	H38240	THBS2	thrombospondin 2
205	T53298	IGFBP7	insulin-like growth factor binding protein 7
206	AA936799	MMP2	matrix metalloproteinase 2 (gelatinase A, 72kD gelatinase, 72kD type IV collagenase)
207	AA418674	FBN1	fibrillin 1 (Marfan syndrome)
208	R00859	CTSK	cathepsin K (pycnodysostosis)
209	AA670200	PCOLCE	procollagen C-endopeptidase enhancer
210	AA291259	GPCR1	putative G protein-coupled receptor
211	AA487460	DPYSL2	dihydropyrimidinase-like 2
212	AA134871	FBLN1	fibulin 1
213	AA045327	OGN	osteoglycin (osteoinductive factor, mimecan)
214	AA486280	TIMP2	tissue inhibitor of metalloproteinase 2
215	AA496022	MFAP4	microfibrillar-associated protein 4
216	H64138		Data not found
217	AA459308		ESTs, Moderately similar to ELS_HUMAN Elastin precursor (Tropoelastin) [H.sapiens]
218	M59906	TIMP1	tissue inhibitor of metalloproteinase 1 (erythroid potentiating activity, collagenase inhibitor)
219	AF188298	DAB2	disabled homolog 2, mitogen-responsive phosphoprotein (Drosophila)
220	AA448656	DAB2	disabled homolog 2, mitogen-responsive phosphoprotein (Drosophila)

order	Acc	Symbol	Name
221	R53455	CPVL	carboxypeptidase, vitellogenic-like
222	AA405569	FAP	fibroblast activation protein, alpha
223	AA423957	THBS4	thrombospondin 4
224	N52533		Data not found
225	AA101875	CSPG2	chondroitin sulfate proteoglycan 2 (versican)
226	R71093	SERPINH2	serine (or cysteine) proteinase inhibitor, clade H (heat shock protein 47), member 2
227	AA887201	C13orf1	chromosome 13 open reading frame 1
228	AI041650	CKTSF1B1	cysteine knot superfamily 1, BMP antagonist 1
229	AI126362	CHM	choroideremia (Rab escort protein 1)
230	AA455910	F2R	coagulation factor II (thrombin) receptor
231	AA405804		Data not found
232	N57754	SERPINE2	serine (or cysteine) proteinase inhibitor, clade E (nexin, plasminogen activator inhibitor type 1), member 2
233	R95691	SERPINE2	serine (or cysteine) proteinase inhibitor, clade E (nexin, plasminogen activator inhibitor type 1), member 2
234	AA479199	NID2	nidogen 2
235	AA009609	FGF7	fibroblast growth factor 7 (keratinocyte growth factor)
236	AA100696	TM4SF7	transmembrane 4 superfamily member 7
237	AA449738	EPB41L2	erythrocyte membrane protein band 4.1-like 2
238	AA872420	COL8A1	collagen, type VIII, alpha 1
239	AA521292	ABCA1	ATP-binding cassette, sub-family A (ABC1), member 1
240	AA455235	ALDH1A3	aldehyde dehydrogenase 1 family, member A3
241	W73874	CTSL	cathepsin L
242	AA451851	SSBP2	single-stranded DNA binding protein 2
243	AA629603	PARG1	PTPL1-associated RhoGAP 1
244	AA007419	RGS4	regulator of G-protein signalling 4
245	AA454868	PDGFRL	platelet-derived growth factor receptor-like
246	AA452909		Data not found
247	NM_00671	PLAGL1	pleiomorphic adenoma gene-like 1
248	AA463204	PLAGL1	pleiomorphic adenoma gene-like 1
249	AA911661	HOXB2	homeo box B2
250	H46554	TCF8	transcription factor 8 (represses interleukin 2 expression)
251	N70235	HLF	hepatic leukemia factor
252	AA405458	PDZD2	PDZ domain containing 2
253	H67274	G2AN	alpha glucosidase II alpha subunit
254	AA700172	ARL2	ADP-ribosylation factor-like 2
255	AA988203	OIP2	Opa-interacting protein 2
256	AA454563	FLJ20568	hypothetical protein FLJ20568
257	AA130235	OPA1	optic atrophy 1 (autosomal dominant)
258	L26081	SEMA3A	sema domain, immunoglobulin domain (Ig), short basic domain, secreted, (semaphorin) 3A
259	R73570	ATP1A2	ATPase, Na+/K+ transporting, alpha 2 (+) polypeptide
260	AA708621	EHD2	EH-domain containing 2
261	R69355	AFAP	actin filament associated protein
262	AA481944	RARRES2	retinoic acid receptor responder (tazarotene induced) 2
263	AA425001	NDUFA10	NADH dehydrogenase (ubiquinone) 1 alpha subcomplex, 10 (42kD)
264	AA085720	CRI1	CREBBP/EP300 inhibitory protein 1

order	Acc	Symbol	Name
265	N35070	TNFSF12	tumor necrosis factor (ligand) superfamily, member 12
266	H87144	LOC51635	CGI-86 protein
267	AA420997	CCIN	calicin
268	H54417	NME4	non-metastatic cells 4, protein expressed in
269	AA045503	HSPB7	heat shock 27kD protein family, member 7 (cardiovascular)
270	AA598478	C7	complement component 7
271	AA434067	PRELP	proline arginine-rich end leucine-rich repeat protein
272	AA402232	PKD1	polycystic kidney disease 1 (autosomal dominant)
273	T67066		ESTs, Moderately similar to ALU8_HUMAN Alu subfamily SX sequence contamination warning entry [H.sapiens]
274	AI352345	CBR3	carbonyl reductase 3
275	AI005521	MCJ	DNAJ domain-containing
276	T57810		Data not found
277	AA130870	MAP4	microtubule-associated protein 4
278	H15696		Homo sapiens mRNA; cDNA DKFZp566A1046 (from clone DKFZp566A1046)
279	U18920	ATP6V0A1	ATPase, H+ transporting, lysosomal V0 subunit a isoform 1
280	AA460823	SGCA	sarcoglycan, alpha (50kD dystrophin-associated glycoprotein)
281	R77916		Homo sapiens mRNA from chromosome 5q21-22, clone:843Ex
282	AA464423	FLJ21047	hypothetical protein FLJ21047
283	AA292536	CUTL1	cut-like 1, CCAAT displacement protein (Drosophila)
284	AA504891	CRYAB	crystallin, alpha B
285	R54846	FGFR1	fibroblast growth factor receptor 1 (fms-related tyrosine kinase 2, Pfeiffer syndrome)
286	H46553	TCF8	transcription factor 8 (represses interleukin 2 expression)
287	H24316	AQP1	aquaporin 1 (channel-forming integral protein, 28kD)
288	AA677329	DNAJB5	DnaJ (Hsp40) homolog, subfamily B, member 5
289	AA664210	PKIG	protein kinase (cAMP-dependent, catalytic) inhibitor gamma
290	R54613	SP110	SP110 nuclear body protein
291	AA454160	SOD3	superoxide dismutase 3, extracellular
292	AA418744	BAG2	BCL2-associated athanogene 2
293	W58032	FRZB	frizzled-related protein
294	AA482031	FLJ10422	hypothetical protein FLJ10422
295	AA456063	CORO1C	coronin, actin binding protein, 1C
296	AA126947	CORO1C	coronin, actin binding protein, 1C
297	AW051874	PNMA1	paraneoplastic antigen MA1
298	AA427924	SPON1	spondin 1, (f-spondin) extracellular matrix protein
299	AA450324	ITGA1	integrin, alpha 1
300	X01059	GNRH1	gonadotropin-releasing hormone 1 (leutinizing-releasing hormone)
301	X69398	CD47	CD47 antigen (Rh-related antigen, integrin-associated signal transducer)
302	NM_00017	MSH6	mutS homolog 6 (E. coli)
303	R39239	TNC	tenascin C (hexabrachion)
304	AA633747	COL6A2	collagen, type VI, alpha 2
305	AA682527	EFEMP2	EGF-containing fibulin-like extracellular matrix protein 2
306	AA447196	EML1	echinoderm microtubule associated protein like 1
307	R11526	PTMS	parathymosin
308	AA243749	DDR2	discoidin domain receptor family, member 2

order	Acc	Symbol	Name
309	AA443119	PTRF	polymerase I and transcript release factor
310	AA055835	CAV1	caveolin 1, caveolae protein, 22kD
311	AA455969	PRNP	prion protein (p27-30) (Creutzfeld-Jakob disease, Gerstmann-Strausler-Scheinker syndrome, fatal familial insomnia)
312	AA076063		Homo sapiens OK/SW-cl.14 mRNA, complete cds
313	AA127096	ENIGMA	enigma (LIM domain protein)
314	R43734	LAMA4	laminin, alpha 4
315	H99676	COL6A1	collagen, type VI, alpha 1
316	AA430540	COL4A2	collagen, type IV, alpha 2
317	AA427490	KCNH2	potassium voltage-gated channel, subfamily H (eag-related), member 2
318	AA490471	SPARCL1	SPARC-like 1 (mast9, hevin)
319	AA460274	DKFZP434	DKFZP434P106 protein
320	T60048	ACTG2	actin, gamma 2, smooth muscle, enteric
321	AA455925	FHL1	four and a half LIM domains 1
322	R38635	KIAA1005	KIAA1005 protein
323	AA427940	PLN	phospholamban
324	AA441933	LMOD1	leiomodin 1 (smooth muscle)
325	R60711	KIAA1091	KIAA1091 protein
326	AW009647	FLNC	filamin C, gamma (actin binding protein 280)
327	AA126989	MYH11	myosin, heavy polypeptide 11, smooth muscle
328	AI668906	TAGLN	transgelin
329	AA398400	CNN1	calponin 1, basic, smooth muscle
330	AA477400	TPM2	tropomyosin 2 (beta)
331	AA877166	MYL9	myosin, light polypeptide 9, regulatory
332	AI935290	CSRP1	cysteine and glycine-rich protein 1
333	N75064		Homo sapiens clone 24411 mRNA sequence
334	AA463926	PPP1R12B	protein phosphatase 1, regulatory (inhibitor) subunit 12B
335	AA449234		Data not found
336	AA424824	DSTN	destrin (actin depolymerizing factor)
337	AA045508	CAP2	adenylyl cyclase-associated protein 2
338	W58092	TPM1	tropomyosin 1 (alpha)
339	R43778	APEG1	nuclear protein, marker for differentiated aortic smooth muscle and down-regulated with vascular injury
340	AA029299	KCNMB1	potassium large conductance calcium-activated channel, subfamily M, beta member 1
341	AA148200	ILK	integrin-linked kinase
342	R60014	DKFZP761	hypothetical protein DKFZp761N09121
343	T59658	CMG2	capillary morphogenesis protein 2
344	AI417539	ZAK	sterile alpha motif and leucine zipper containing kinase AZK
345	AA996131	SH3BGRL	SH3 domain binding glutamic acid-rich protein like
346	H57494	H11	protein kinase H11
347	AA704226	TNS	tensin
348	AA169798	BPHL	biphenyl hydrolase-like (serine hydrolase; breast epithelial mucin-associated antigen)
349	AA620433	DPYSL3	dihydropyrimidinase-like 3
350	AI989344	PDZ-73/NY	PDZ-73 protein
351	AA432084	RAB31	RAB31, member RAS oncogene family
352	T96083	RAB31	RAB31, member RAS oncogene family

order	Acc	Symbol	Name
353	H24329	GUCY1A3	guanylate cyclase 1, soluble, alpha 3
354	R76394	SPUVE	protease, serine, 23
355	AA134570	RAB23	RAB23, member RAS oncogene family
356	H68922	ITGA1	integrin, alpha 1
357	W67174	ITGB1	integrin, beta 1 (fibronectin receptor, beta polypeptide, antigen CD29 includes MDF2, MSK12)
358	X76316		Data not found
359	N95371	SLMAP	sarcolemma associated protein
360	AA779225	CACNA1H	calcium channel, voltage-dependent, alpha 1H subunit
361	R80235	MDM2	Mdm2, transformed 3T3 cell double minute 2, p53 binding protein (mouse)
362	AA676738	FBXL7	F-box and leucine-rich repeat protein 7
363	AA055979	ITGA7	integrin, alpha 7
364	W70230	LOC51226	COPZ2 for nonclathrin coat protein zeta-COP
365	D50840	UGCG	UDP-glucose ceramide glucosyltransferase
366	R62612	FN1	fibronectin 1
367	AA669126	PPP1R12A	protein phosphatase 1, regulatory (inhibitor) subunit 12A
368	AA620859	SSPN	sarcospan (Kras oncogene-associated gene)
369	AA996024	HDAC4	histone deacetylase 4
370	T99158	MGC22014	hypothetical protein MGC22014
371	N78927	MYL2	myosin, light polypeptide 2, regulatory, cardiac, slow
372	AA634261	CLIC4	chloride intracellular channel 4
373	W67200	RBPMS	RNA-binding protein gene with multiple splicing
374	AA432066	SGCE	sarcoglycan, epsilon
375	AA872125	COX7A1	cytochrome c oxidase subunit VIIa polypeptide 1 (muscle)
376	AW025698	LTBP1	latent transforming growth factor beta binding protein 1
377	AI927284	LGALS1	lectin, galactoside-binding, soluble, 1 (galectin 1)
378	NM_00508	SSPN	sarcospan (Kras oncogene-associated gene)
379	N93024	ATP2B4	ATPase, Ca++ transporting, plasma membrane 4
380	AA411679	GYG	glycogenin
381	AA778198	PBX3	pre-B-cell leukemia transcription factor 3
382	AA443688	GCH1	GTP cyclohydrolase 1 (dopa-responsive dystonia)
383	H12105		Homo sapiens clone 24672 mRNA sequence
384	AA196000	ACTN3	actinin, alpha 3
385	R59212	MN1	meningioma (disrupted in balanced translocation) 1
386	AA427561		Data not found
387	AA676471	EIF3S9	eukaryotic translation initiation factor 3, subunit 9 (eta, 116kD)
388	N98485	FOXF2	forkhead box F2
389	AA486278	CRTAP	cartilage associated protein
390	AA486556	CD81	CD81 antigen (target of antiproliferative antibody 1)
391	AA040703	PFN2	profilin 2
392	AA453776	ADH5	alcohol dehydrogenase 5 (class III), chi polypeptide
393	AA278402	MACF1	microtubule-actin crosslinking factor 1
394	AA996230	ING3	inhibitor of growth family, member 3
395	H15085	ARF4L	ADP-ribosylation factor 4-like
396	AA029940	MPDZ	multiple PDZ domain protein

order	Acc	Symbol	Name
397	T47454		ESTs, Weakly similar to ubiquitous TPR motif, Y isoform [Homo sapiens] [H.sapiens]
398	AA449704	HOXA4	homeo box A4
399	T70892	AUTL2	AUT-like 2, cysteine endopeptidase (S. cerevisiae)
400	R62817	EPB72	erythrocyte membrane protein band 7.2 (stomatin)
401	T40715	RB1CC1	RB1-inducible coiled-coil 1
402	R48232	PKD2	polycystic kidney disease 2 (autosomal dominant)
403	AA142966	KIAA0438	KIAA0438 gene product
404	AA283629	SEPW1	selenoprotein W, 1
405	AA460438	FHL3	four and a half LIM domains 3
406	AA398306	DKFZP586	DKFZP586P0123 protein
407	AA894855	LOC51029	CGI-146 protein
408	R26732	PMP22	peripheral myelin protein 22
409	N69049		Data not found
410	R93551	ALDH1B1	aldehyde dehydrogenase 1 family, member B1
411	AA460975	SCRG1	scrapie responsive protein 1
412	W03787	KIAA1856	KIAA1856 protein
413	H64346	SDC2	syndecan 2 (heparan sulfate proteoglycan 1, cell surface-associated, fibroglycan)
414	AA418036	GLI3	GLI-Kruppel family member GLI3 (Greig cephalopolysyndactyly syndrome)
415	H10397	MGC13033	hypothetical protein MGC13033
416	AA417274	FSTL3	follistatin-like 3 (secreted glycoprotein)
417	N64801		Homo sapiens mRNA full length insert cDNA clone EUROIMAGE 994846
418	AA464935	TRIM2	tripartite motif-containing 2
419	AA481507	SACS	spastic ataxia of Charlevoix-Saguenay (sacsin)
420	AA428163	BRD3	bromodomain containing 3
421	W96197	DPP6	dipeptidylpeptidase VI
422	AL031177		Data not found
423	AA284329	GPM6B	glycoprotein M6B
424	AA055163	CASQ2	calsequestrin 2 (cardiac muscle)
425	R98407		Homo sapiens mRNA; cDNA DKFZp586J2118 (from clone DKFZp586J2118)
426	AA457140	DKFZp566	DKFZP566O084 protein
427	AA047570	MGC12837	hypothetical protein MGC12837
428	AA425321	SALL2	sal-like 2 (Drosophila)
429	AA195047	DMPK	dystrophia myotonica-protein kinase
430	M59907	CD63	CD63 antigen (melanoma 1 antigen)
431	AA485431	GNA12	guanine nucleotide binding protein (G protein) alpha 12
432	AA403035	TFE3	transcription factor binding to IGHM enhancer 3
433	N58145	LHFP	lipoma HMGIC fusion partner
434	W92134	SPINK5	serine protease inhibitor, Kazal type, 5
435	R41498	TA-LRRP	T-cell activation leucine repeat-rich protein
436	R46806	FEM1B	fem-1 homolog b (C. elegans)
437	AI356709	D2S448	Melanoma associated gene
438	H29322	CAMK1	calcium/calmodulin-dependent protein kinase I
439	AI765270	MRAS	muscle RAS oncogene homolog
440	N59851	WASF1	WAS protein family, member 1

order	Acc	Symbol	Name
441	H20758	FEZ1	fasciculation and elongation protein zeta 1 (zygin I)
442	AA670438	UCHL1	ubiquitin carboxyl-terminal esterase L1 (ubiquitin thiolesterase)
443	AA036975	AOC3	amine oxidase, copper containing 3 (vascular adhesion protein 1)
444	R25074	KIAA1276	KIAA1276 protein
445	AI674081	KIAA0408	KIAA0408 gene product
446	AA490925	EPM2A	epilepsy, progressive myoclonus type 2, Lafora disease (laforin)
447	AW055062	PLA2G4C	phospholipase A2, group IVC (cytosolic, calcium-independent)

order	Acc	Symbol	Name
1	AA490471	SPARCL1	SPARC-like 1 (mast9, hevin)
2	AA460274	DKFZP434	DKFZP434P106 protein
3	T60048	ACTG2	actin, gamma 2, smooth muscle, enteric
4	AA455925	FHL1	four and a half LIM domains 1
5	R38635	KIAA1005	KIAA1005 protein
6	AA427940	PLN	phospholamban
7	AA441933	LMOD1	leiomodin 1 (smooth muscle)
8	R60711	KIAA1091	KIAA1091 protein
9	AW009647	FLNC	filamin C, gamma (actin binding protein 280)
10	AA126989	MYH11	myosin, heavy polypeptide 11, smooth muscle
11	AI668906	TAGLN	transgelin
12	AA398400	CNN1	calponin 1, basic, smooth muscle
13	AA477400	TPM2	tropomyosin 2 (beta)
14	AA877166	MYL9	myosin, light polypeptide 9, regulatory
15	AI935290	CSRP1	cysteine and glycine-rich protein 1
16	N75064		Homo sapiens clone 24411 mRNA sequence
17	AA463926	PPP1R12B	protein phosphatase 1, regulatory (inhibitor) subunit 12B
18	AA449234		Data not found
19	AA424824	DSTN	destrin (actin depolymerizing factor)
20	AA045508	CAP2	adenylyl cyclase-associated protein 2
21	W58092	TPM1	tropomyosin 1 (alpha)
22	R43778	APEG1	nuclear protein, marker for differentiated aortic smooth muscle and down-regulated with vascular injury
23	AA029299	KCNMB1	potassium large conductance calcium-activated channel, subfamily M, beta member 1
24	AA148200	ILK	integrin-linked kinase
25	R60014	DKFZP761	hypothetical protein DKFZp761N09121

order	Acc no.	Symbol	Name
1	N34513	DCAMKL1	doublecortin and CaM kinase-like 1
2	T99336	KIAA1052	KIAA1052 protein
3	AA482067	RARRES2	retinoic acid receptor responder (tazarotene induced) 2
4	R76690	PLCG1	phospholipase C, gamma 1 (formerly subtype 148)
5	H11042	FUSIP1	FUS interacting protein (serine-arginine rich) 1
6	AA485428	KIAA0620	KIAA0620 protein
7	N29545	C20orf155	chromosome 20 open reading frame 155
8	AI349234	LOC51063	hypothetical protein LOC51063
9	AA481418	NOTCH3	Notch homolog 3 (Drosophila)
10	AA432062	TIE	tyrosine kinase with immunoglobulin and epidermal growth factor homology domains
11	AA485883	VWF	von Willebrand factor
12	H02884	CDH5	cadherin 5, type 2, VE-cadherin (vascular epithelium)
13	R22412	PECAM1	platelet/endothelial cell adhesion molecule (CD31 antigen)
14	AA447115	SDF1	stromal cell-derived factor 1
15	T60082	CGBP	CpG binding protein
16	AA284954	CSF1R	colony stimulating factor 1 receptor, formerly McDonough feline sarcoma viral (v-fms) oncogene homolog
17	AI360371	LRP3	low density lipoprotein receptor-related protein 3
18	AI360366	PRCP	prolylcarboxypeptidase (angiotensinase C)
19	AA485362	GPX1	glutathione peroxidase 1
20	H71857		Homo sapiens cDNA: FLJ22256 fis, clone HRC02860
21	AA487274	LOC51339	heptacellular carcinoma novel gene-3 protein
22	T71363	SDS	serine dehydratase
23	AI142842	ERG	v-ets erythroblastosis virus E26 oncogene like (avian)
24	H07899	VEGFC	vascular endothelial growth factor C