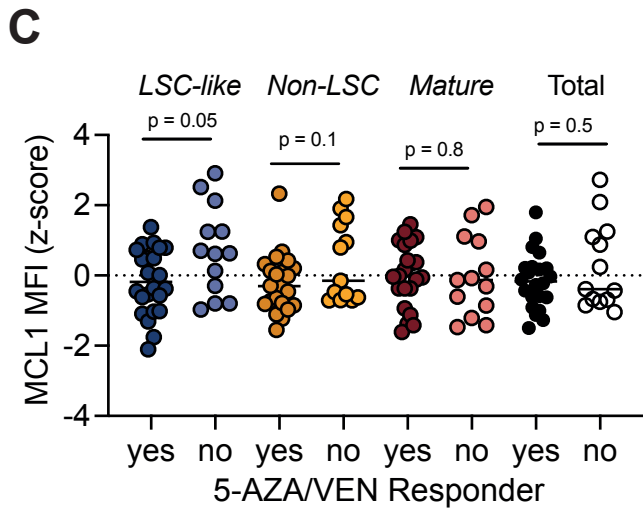
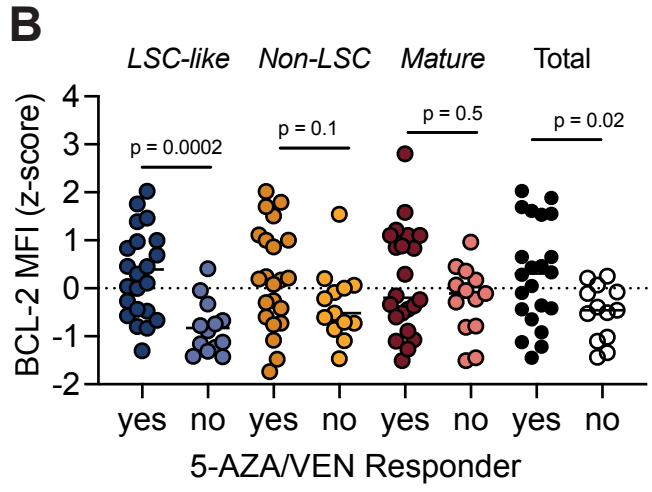
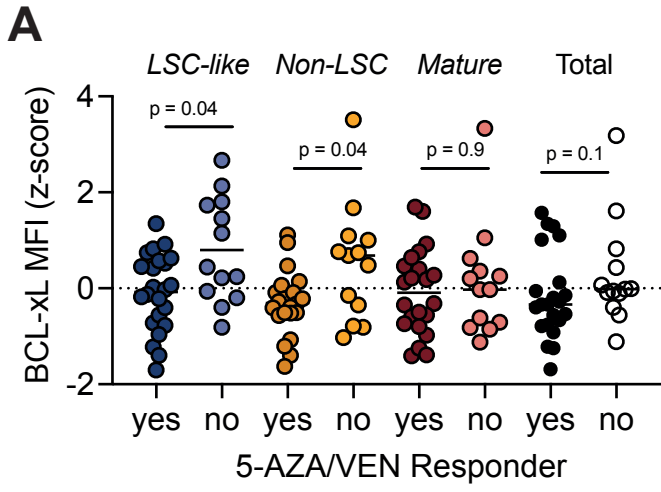


Supplementary Figure 4



Supplementary Figure 4: Subpopulation-specific BCL-2 family levels and response to 5-AZA/VEN

A-C z-scores for **A** BCL-xL, **B** BCL-2, and **C** MCL-1 in *LSC-like*, *non-LSC*, *Mature* and total blast cells from diagnostic first-line 5-AZA/VEN AML patients from cohorts 1 and 2 combined with 5-AZA/VEN therapy outcome. LSC: Leukemic stem cell, MFI: Mean Fluorescence Intensity, 5-AZA: Azacitidine, VEN: Venetoclax