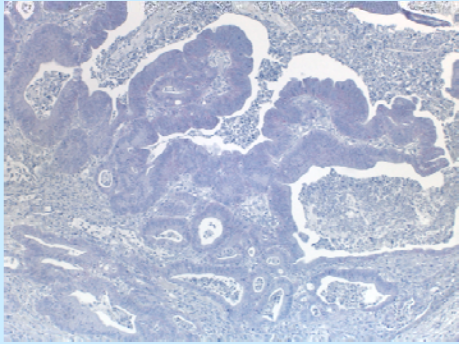
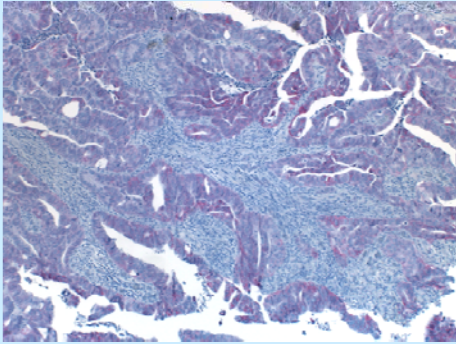
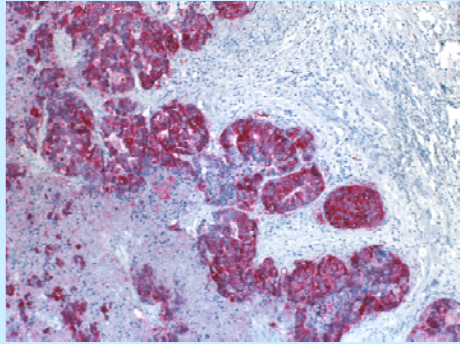


Supplemental Figure S5

| MEMBRANE STAINING | | | |
|-------------------|--|---|--|
| SCORE | 0/1+ | 2+ | 3+ |
| Intensity | No staining or faint staining in less than 10% of cells | Moderate staining in more than 10% of cells | Strong staining in more than 10% of cells |
| Example |  |  |  |