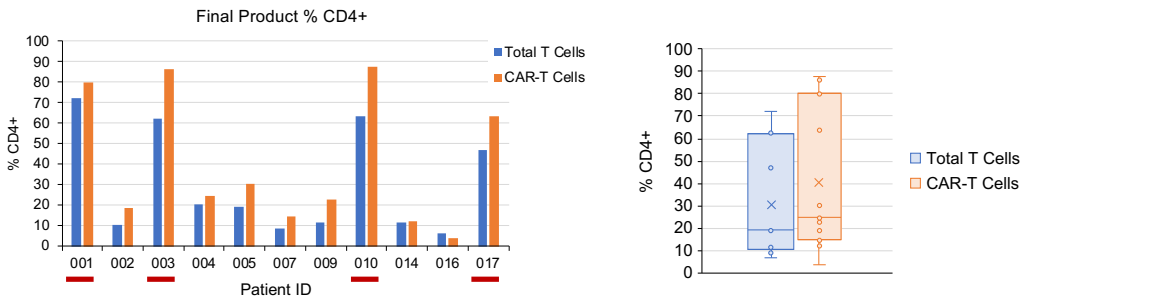
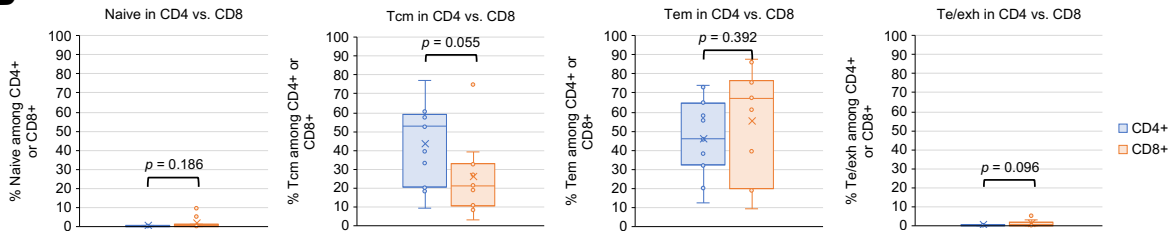


Supplementary Figure S1

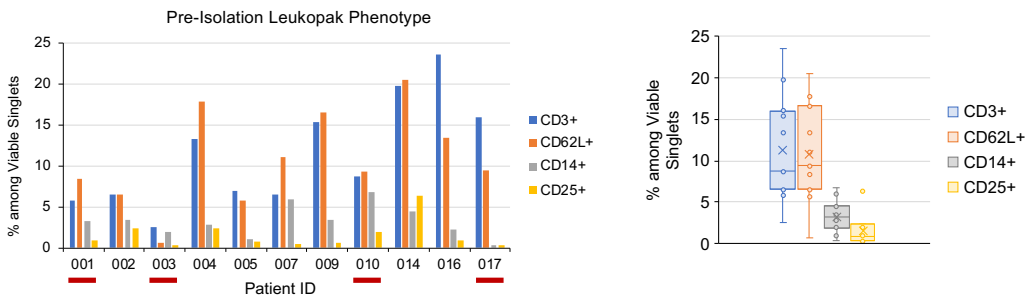
A



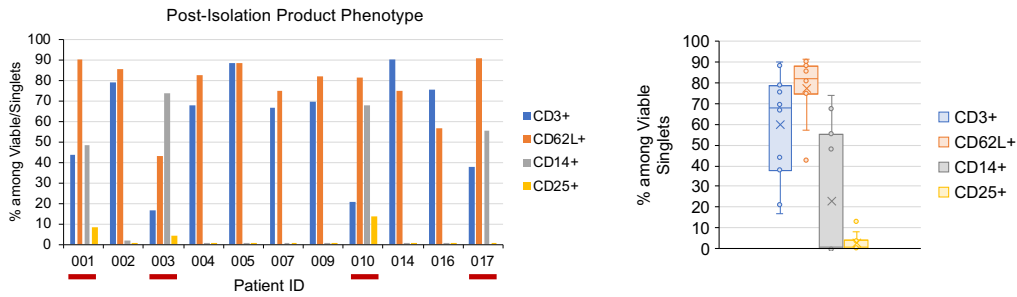
B



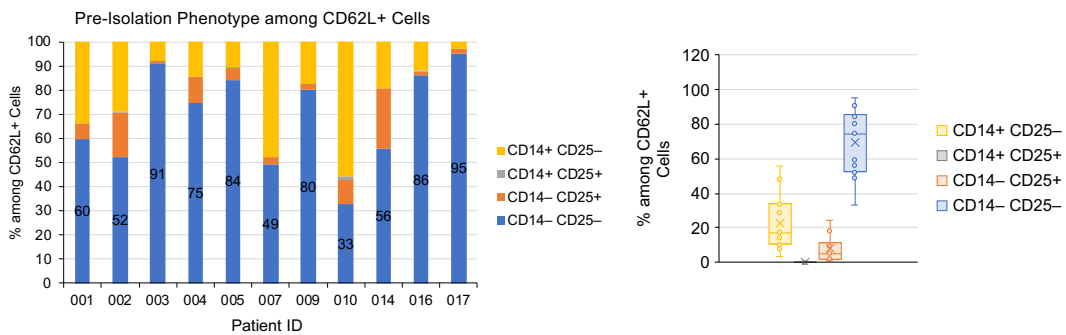
C



D



E



Supplementary Fig. S1. CART19/20 cell product characteristics. (A) % CD4⁺ among total T cells and CAR-expressing T cells. **(B)** Comparison of T-cell subtype frequency among CD4⁺ vs. CD8⁺ T cells in cryopreserved CART19/20 cell products. Te/exh: effector/exhausted T cells, CD45RA⁺/CD45RO⁻/CD62L⁻; Tem: effector-memory T cells, CD45RA⁻/CD45RO⁺/CD62L⁻; Tcm: central-memory T cells: CD45RA⁻/CD45RO⁺/CD62L⁺; naïve: CD45RA⁺/CD45RO⁻/CD62L⁺. **(C)** Phenotype of leukopak content prior to cell isolation. **(D)** Phenotype of cells obtained after isolation. **(E)** CD14 and CD25 expression patterns among CD62L⁺ cells in patient leukopak content prior to cell isolation.